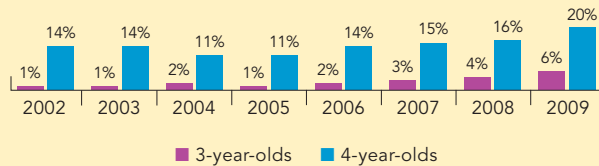
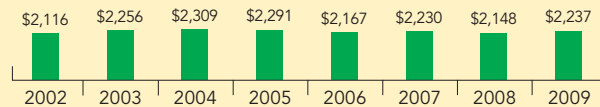


Colorado

PERCENT OF STATE POPULATION ENROLLED



STATE SPENDING PER CHILD ENROLLED
(2009 DOLLARS)



In 1988, the Colorado Preschool Program (CPP) was launched in an effort to reduce school dropout rates. The program funds preschool services for at-risk 3- and 4-year-olds. To be eligible for CPP, 4-year-olds must meet at least one risk factor, while 3-year-olds must have three or more. Risk factors include being in foster care, being eligible for free or reduced-price lunch, homelessness, low parental education levels, and parental substance abuse.

From 2005 to 2008, the program was referred to as the Colorado Preschool and Kindergarten Program (CPKP). During this time, the state permitted 15 percent of CPKP slots to be used for full-day kindergarten. When the kindergarten component of CPKP was eliminated, the program's name was then changed back to the Colorado Preschool Program. With the new 3,500 slots authorized and the full-day kindergarten slots converted to preschool slots, CPP experienced a 45 percent increase in its capacity to serve preschool children in the 2008-2009 program year.

Through Colorado's school finance funding formula, CPP funds are provided to public schools. However, the public schools may subcontract with Head Start or community-based agencies. Preschool programs may use other funding sources, such as federal Head Start money, to supplement CPP services, extend the program day, or provide wrap-around care.

CPP programs report outcomes on assessment systems identified in Results Matter. Initially funded through a federal grant, Results Matter is Colorado's system for measuring outcomes in children from birth to age 5 in early childhood programs and also consists of information on families for reporting data. In the 2008-2009 school year, almost 40,000 children across a range of early childhood programs in Colorado participated in Results Matter. Through assessment data, the state found that by the spring of 2009, children participating in CPP had achieved a greater rate of growth than children paying tuition to attend preschool, thus narrowing the gap between the groups by the time they entered kindergarten.

The governor established a P-20 Education Coordinating Council, which identified options to expand, monitor and coordinate preschool through third grade education. In addition, the state established the Early Childhood and School Readiness Commission in 2009. This commission, which is composed of 10 state senators and representatives, focuses on improving current policies and creating new legislation related to young children and school readiness. In 2009, the state launched a comprehensive revision of Colorado's Model Content Standards, which included the addition of early childhood, postsecondary, and workforce readiness expectations. They were adopted by the Colorado State Board of Education in December 2009.

ACCESS RANKINGS	
4-YEAR-OLDS	3-YEAR-OLDS
20	7

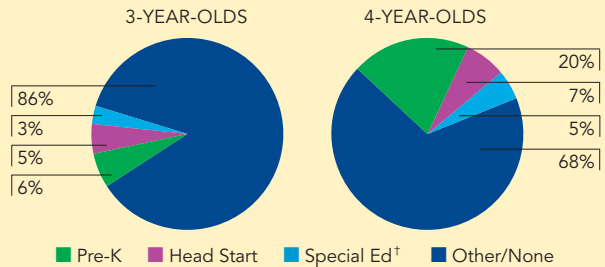
RESOURCES RANKINGS	
STATE SPENDING	ALL REPORTED SPENDING
36	28

COLORADO PRESCHOOL PROGRAM

ACCESS

Total state program enrollment	18,475 ¹
School districts that offer state program	96%
Income requirement	185% FPL ²
Hours of operation	2.5 hours/day, 4 days/week ³
Operating schedule	Academic year
Special education enrollment	6,660
Federally funded Head Start enrollment	8,769
State-funded Head Start enrollment	0

STATE PRE-K AND HEAD START ENROLLMENT AS PERCENTAGE OF TOTAL POPULATION



[†] This is an estimate of children in special education who are not enrolled in state-funded pre-K or Head Start.

QUALITY STANDARDS CHECKLIST

POLICY	STATE PRE-K REQUIREMENT	BENCHMARK	DOES REQUIREMENT MEET BENCHMARK?
Early learning standards	Comprehensive	Comprehensive	<input checked="" type="checkbox"/>
Teacher degree	CDA or AA in ECE or CD ⁴	BA	<input type="checkbox"/>
Teacher specialized training	Meets CDA requirements or AA in ECE or CD	Specializing in pre-K	<input checked="" type="checkbox"/>
Assistant teacher degree	None ⁵	CDA or equivalent	<input type="checkbox"/>
Teacher in-service	15 clock hours	At least 15 hours/year	<input checked="" type="checkbox"/>
Maximum class size		20 or lower	<input checked="" type="checkbox"/>
3-year-olds	16		
4-year-olds	16		
Staff-child ratio		1:10 or better	<input checked="" type="checkbox"/>
3-year-olds	1:8		
4-year-olds	1:8		
Screening/referral	Health and developmental; and support services	Vision, hearing, health; and at least 1 support service	<input type="checkbox"/>
Meals	Depend on length of program day ⁷	At least 1/day	<input type="checkbox"/>
Monitoring	Site visits and other monitoring	Site visits	<input checked="" type="checkbox"/>

TOTAL BENCHMARKS MET

6

RESOURCES

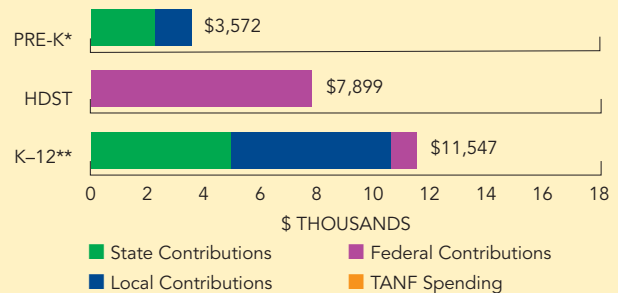
Total state pre-K spending	\$41,321,362 ⁸
Local match required?	No
State spending per child enrolled	\$2,237
All reported spending per child enrolled*	\$3,572

* Pre-K programs may receive additional funds from federal or local sources that are not included in this figure.

**K-12 expenditures include capital spending as well as current operating expenditures.

Data are for the '08-'09 school year, unless otherwise noted.

SPENDING PER CHILD ENROLLED



¹ Under the Early Childhood Councils, three school districts have waivers to serve children younger than 3 in CPP. These children are included in the enrollment total. CPP is authorized to fund 20,160 slots, and statute allows CPP to use a maximum of 5 percent of those slots to serve children in a full-day program through two slots. In 2008-2009, CPP used 664 slots to extend the day for children.

² In some areas of the state where the cost of living is extremely high, district advisory councils have increased the eligibility to 200 to 225 percent FPL.

³ Programs must operate the equivalent of 2.5 hours per day, 4 days per week. Programs may extend hours and days beyond the minimum requirement of 10 hours per week. The program is funded for 5 days per week, with the fifth day funded for home visits, teacher planning time, completion of child assessments, or staff training.

⁴ Teachers must have coursework in child development, developmentally appropriate practices, understanding parent partnerships, and multicultural education. They also must be supervised by someone with at least a BA in ECE or CD.

⁵ Although there is no educational requirement, assistant teachers must meet Colorado Department of Human Services licensing requirements.

⁶ Vision, hearing, and dental screenings and referrals are determined locally. Support services include one annual parent conference or home visit, education services or job training for parents, parenting support or training, parent involvement activities, health services for parents and children, information about nutrition, referral to social services, transition to kindergarten activities, and information about and referral for immunizations and dental care.

⁷ Meals and nutritious snacks must be served at suitable intervals. Children who are in the program for more than 4 hours per day must be offered a meal that meets at least one-third of their daily nutritional needs.

⁸ This figure does not include a contribution of \$24,665,304 from local sources, which is required by the school finance formula.