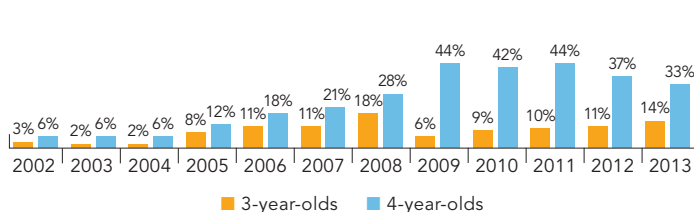
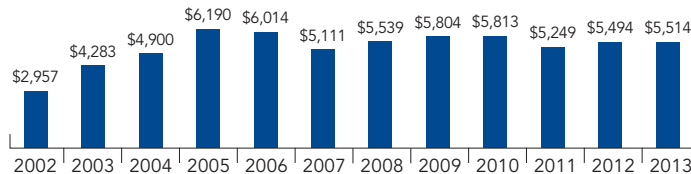


Arkansas

PERCENT OF STATE POPULATION ENROLLED



STATE SPENDING PER CHILD ENROLLED (2013 DOLLARS)



The Arkansas Better Chance (ABC) program was founded in 1991, and was initially funded only through a dedicated sales tax, as part of a statewide education reform initiative. Between 2001 and 2007, an excise tax on packaged beer provided additional funding. The program operates with some federal funding as well, but 40 percent of the program’s overall financial support must be local contributions.

ABC offers early childhood education services to children from low-income families from birth to age 5. Other risk issues can contribute to eligibility, including developmental delay, foster care, family aggression, low parental education level, having a parent in active overseas military duty, non-English speaking family members, having a teen parent, or low birth weight. The program uses a diverse delivery system to provide pre-K access through Head Start, service cooperatives, public schools, private businesses, and nonprofit organizations.

The Arkansas Better Chance program offers funding for professional development (such as pursuing college degrees) to its pre-K teachers. Effective January 2011, Act 187 of 2009 established the Birth through Prekindergarten Teaching Credential. This credential provides an additional professional path for preschool teachers in the ABC program, and five institutions have been permitted to offer the credential. ABC also participates in an ongoing study that began in the 2005-2006 year, to assess both quality outcomes and impact on child outcomes.

In the 2004-2005 program years Arkansas Better Chance for School Success (ABCSS) was launched, as additional funds had become available. ABCSS is available to 3- and 4-year-olds from families with an income below 200 percent of the federal poverty level. ABCSS funding was initially available only to school districts where at least 75 percent of fourth grade children achieved below “proficient” on state benchmarks exams in math and English, or to districts classified as being in academic distress or school improvement status. The program has now been expanded to offer services to qualified children in other districts as well.

This report outlines the ABC and ABCSS programs together as they have related requirements and standards.

ACCESS RANKINGS	
4-YEAR-OLDS	3-YEAR-OLDS
14	5

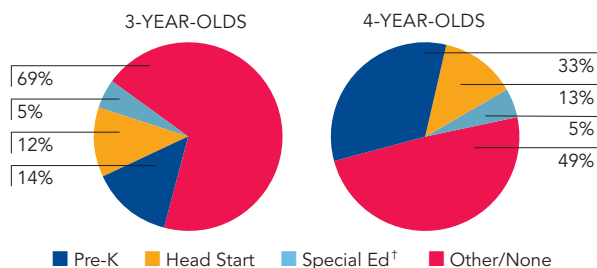
RESOURCES RANKINGS	
STATE SPENDING	ALL REPORTED SPENDING
12	18

ARKANSAS BETTER CHANCE/ARKANSAS BETTER CHANCE FOR SCHOOL SUCCESS

ACCESS

Total state program enrollment	20,129 ¹
School districts that offer state program	98%
Income requirement	200% FPL
Hours of operation	7 hours/day, 5 days/week
Operating schedule	Academic year
Special education enrollment, ages 3 and 4	8,269
Federally funded Head Start enrollment, ages 3 and 4	9,708
State-funded Head Start enrollment, ages 3 and 4	0

STATE PRE-K AND HEAD START ENROLLMENT AS PERCENTAGE OF TOTAL POPULATION



[†] This is an estimate of children in special education who are not enrolled in state-funded pre-K or Head Start.

QUALITY STANDARDS CHECKLIST

POLICY	STATE PRE-K REQUIREMENT	BENCHMARK	DOES REQUIREMENT MEET BENCHMARK?
Early learning standards	Comprehensive	Comprehensive	<input checked="" type="checkbox"/>
Teacher degree	BA per every 3 classrooms; AA otherwise ²	BA	<input type="checkbox"/>
Teacher specialized training	Degree in ECE or CD ²	Specializing in pre-K	<input checked="" type="checkbox"/>
Assistant teacher degree	CDA	CDA or equivalent	<input checked="" type="checkbox"/>
Teacher in-service	60 clock hours/year	At least 15 hours/year	<input checked="" type="checkbox"/>
Maximum class size		20 or lower	<input checked="" type="checkbox"/>
3-year-olds	20		
4-year-olds	20		
Staff-child ratio		1:10 or better	<input checked="" type="checkbox"/>
3-year-olds	1:10		
4-year-olds	1:10		
Screening/referral and support services	Vision, hearing, health, psychological/behavioral, developmental; and other support services ³	Vision, hearing, health; and at least 1 support service	<input checked="" type="checkbox"/>
Meals	Breakfast, lunch, and snack	At least 1/day	<input checked="" type="checkbox"/>
Monitoring	Site visits and other monitoring	Site visits	<input checked="" type="checkbox"/>

TOTAL BENCHMARKS MET

9

RESOURCES

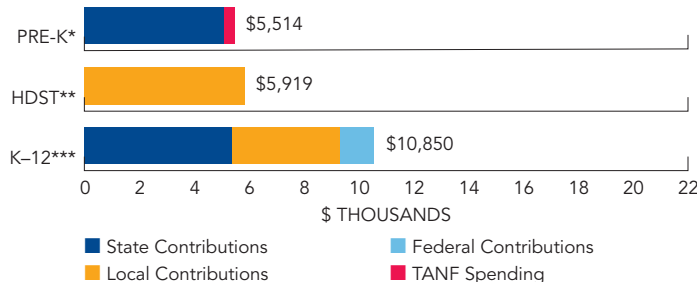
Total state pre-K spending	\$111,000,000 ⁴
Local match required?	Yes, 40% ⁵
State spending per child enrolled	\$5,514 ⁴
All reported spending per child enrolled*	\$5,514

* Pre-K programs may receive additional funds from federal or local sources that are not included in this figure.

** Head Start per-child spending for the 2012-2013 year includes funding only for 3- and 4-year-olds served. Past years figured have unintentionally included funds for Early Head Start.

*** K-12 expenditures include capital spending as well as current operating expenditures. Data are for the '12-'13 school year, unless otherwise noted.

SPENDING PER CHILD ENROLLED



¹ Agencies with ABC funding can serve children from birth to 5 who meet special needs criteria.

² The lead teacher in a public school must hold a standard Arkansas teacher license with P-4 certification. The lead teacher in a nonpublic-school-based program must have a minimum of a bachelor's degree in early childhood education or child development. For all programs with multiple classrooms at a single location, the teacher of the second classroom shall hold, at a minimum, an associate degree in early childhood education or early childhood development. State policy does allow programs to hire staff under an approved staff qualifications plan, while they are completing coursework to obtain minimum credentialing.

³ Support services include parent conferences and/or home visits, parenting support or training, parent involvement activities, health services for children, information about nutrition, referral to social services, and transition to kindergarten activities.

⁴ These figures include both state and TANF funds.

⁵ Programs must provide the 40 percent match in cash or through in-kind services. Funding sources are determined locally.