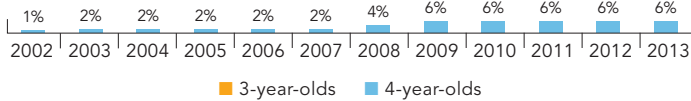
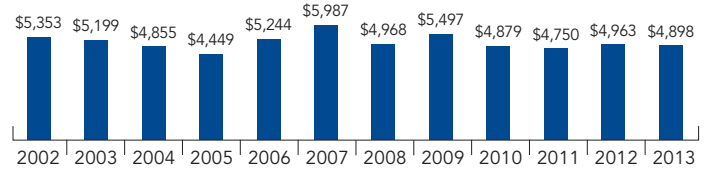


Alabama

PERCENT OF STATE POPULATION ENROLLED



STATE SPENDING PER CHILD ENROLLED (2013 DOLLARS)



Alabama has provided state-funded preschool education programs to 4-year-olds through the Alabama Pre-Kindergarten program since 2000. All state residents meeting the age criteria are eligible for the program. Due to limited resources, enrollment has stayed relatively low. An increase in state funding for 2007-2008 meant increased access, along with technical support and scholarships for teachers working toward finishing their degrees. The following year, the program was renamed First Class: Alabama's Voluntary Pre-Kindergarten Program. Enrollment and appropriations grew slightly for the 2011-2012 school year, after flat funding and no growth in access for several years prior.

In 2012-2013, Alabama had at least one pre-K classroom in 97 percent of its counties, an improvement toward its goal of having at least one classroom per county. First Class classrooms are located in Head Start programs, private child care centers, community organizations, faith-based centers, colleges and universities, military agencies, and public schools. Program locales are determined by grant amounts through a competitive grant process, with amounts varying by location. Grantees must supply a local match of the grant award, and sliding scale parent fees can be included in the matching funds.

In 2005-2006, teacher certification standards were revised to ensure that newly employed pre-K educators have specialized training in early childhood education. This meant that all 10 NIEER quality benchmarks were met for the first time and the program has maintained all 10 Benchmarks since. The First Class program was assessed for program impact, child outcomes, and process quality in 2008-2009. The Office of School Readiness and the state Department of Education's Special Education Services instituted The Alabama Developmental Standards for Preschool Children, an aligned set of standards for pre-K children, in 2012.

Alabama has received significant support for preschool from the state's business community since 2009-2010, when business leaders recommended the state legislature increase funding for preschool education. The Alabama School Readiness Alliance and the Business Council of Alabama created a task force, which developed policy recommendations for increasing access to high-quality prekindergarten throughout the state. This fall the program was expanded in response to a state decision to increase pre-k funding from \$19 million in 2012-2013 to \$28 million in the 2013-2014 budget year.

A team of researchers is working with the Office of School Readiness in the Alabama Department of Children's Affairs to document the effects of the state's voluntary public pre-K program.

| ACCESS RANKINGS | |
|-----------------|-------------|
| 4-YEAR-OLDS | 3-YEAR-OLDS |
| 34 | None Served |

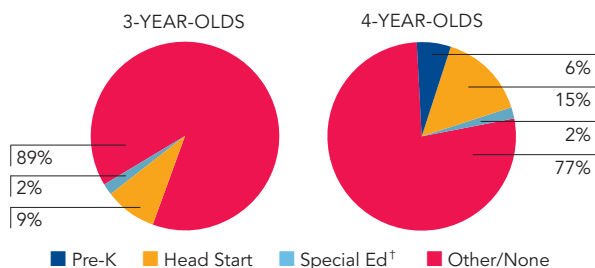
| RESOURCES RANKINGS | |
|--------------------|-----------------------|
| STATE SPENDING | ALL REPORTED SPENDING |
| 14 | 9 |

FIRST CLASS: ALABAMA'S VOLUNTARY PRE-KINDERGARTEN PROGRAM

ACCESS

| | |
|--|----------------------------|
| Total state program enrollment | 3,897 |
| School districts that offer state program | 97% (counties) |
| Income requirement | None |
| Hours of operation | 6.5 hours/day, 5 days/week |
| Operating schedule | Academic year |
| Special education enrollment, ages 3 and 4 | 3,764 |
| Federally funded Head Start enrollment, ages 3 and 4 | 14,479 |
| State-funded Head Start enrollment, ages 3 and 4 | 0 |

STATE PRE-K AND HEAD START ENROLLMENT AS PERCENTAGE OF TOTAL POPULATION



† This is an estimate of children in special education who are not enrolled in state-funded pre-K or Head Start.

QUALITY STANDARDS CHECKLIST

| POLICY | STATE PRE-K REQUIREMENT | BENCHMARK | DOES REQUIREMENT MEET BENCHMARK? |
|------------------------------------|---|---|-------------------------------------|
| Early learning standards | Comprehensive | Comprehensive | <input checked="" type="checkbox"/> |
| Teacher degree | BA | BA | <input checked="" type="checkbox"/> |
| Teacher specialized training | ECE (public); CD (nonpublic) ¹ | Specializing in pre-K | <input checked="" type="checkbox"/> |
| Assistant teacher degree | CDA | CDA or equivalent | <input checked="" type="checkbox"/> |
| Teacher in-service | 30 clock hours/year | At least 15 hours/year | <input checked="" type="checkbox"/> |
| Maximum class size | | 20 or lower | <input checked="" type="checkbox"/> |
| 3-year-olds | NA | | |
| 4-year-olds | 18 ² | | |
| Staff-child ratio | | 1:10 or better | <input checked="" type="checkbox"/> |
| 3-year-olds | NA | | |
| 4-year-olds | 1:9 ² | | |
| Screening/referral | Vision, hearing, health, dental, psychological/and support services behavioral; and support services ³ | Vision, hearing, health; and at least 1 support service | <input checked="" type="checkbox"/> |
| Meals | Lunch and snack | At least 1/day | <input checked="" type="checkbox"/> |
| Monitoring | Site visits and other monitoring | Site visits | <input checked="" type="checkbox"/> |

TOTAL BENCHMARKS MET

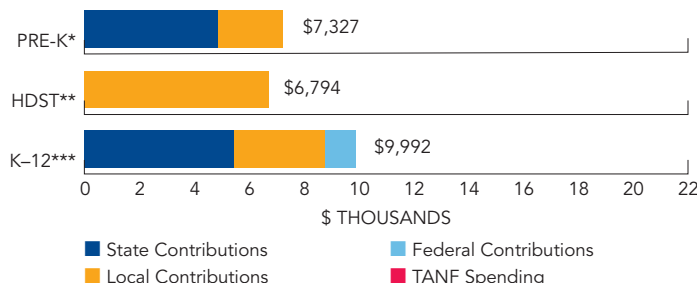
10

RESOURCES

| | |
|---|--------------|
| Total state pre-K spending | \$19,087,050 |
| Local match required? | Yes, 25% |
| State spending per child enrolled | \$4,898 |
| All reported spending per child enrolled* | \$7,327 |

* Pre-K programs may receive additional funds from federal or local sources that are not included in this figure.
 ** Head Start per-child spending for the 2012-2013 year includes funding only for 3- and 4-year-olds served. Past years figured have unintentionally included funds for Early Head Start.
 *** K-12 expenditures include capital spending as well as current operating expenditures. Data are for the '12-'13 school year, unless otherwise noted.

SPENDING PER CHILD ENROLLED



¹ Any preschool teachers with degrees in elementary education must obtain the P-3rd add-on or complete additional early childhood coursework within three years. Some public school settings choose to hire non-certified lead teachers if those teachers have a bachelor's degree in child development.

² Head Start programs may apply for a waiver to have up to 20 children and a ratio of 1:10; other programs have a maximum class size of 18 and ratio of 1:9.

³ Support services include parent conferences or home visits, parenting support or training, parent involvement activities, health services for children, and transition to kindergarten activities.