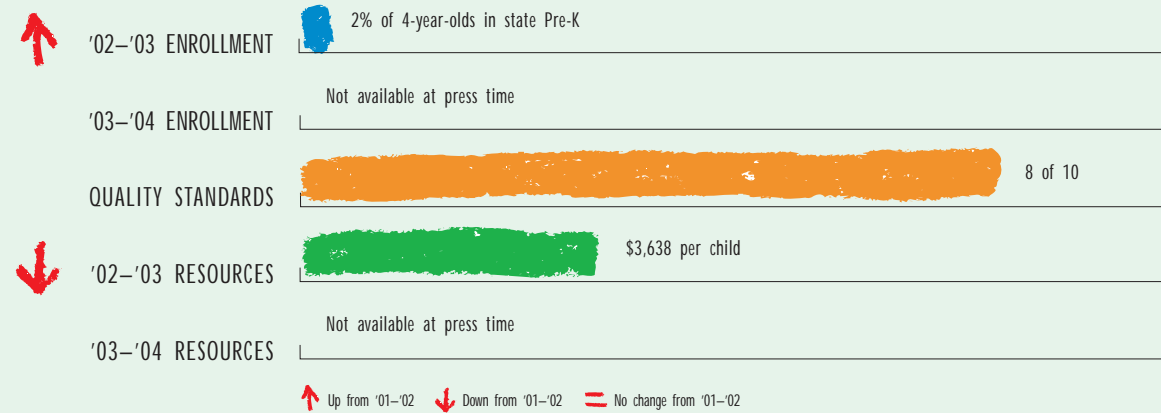


Alabama



In 2000, the Alabama Pre-Kindergarten Pilot Program began serving 4-year-olds using a mixture of state, federal, and local funding sources. The local contribution for these programs is particularly notable, as localities are required to provide matching funds totaling at least 50 percent of the state funding amount for each program. Programs are operated by schools, private child care centers, child care management agencies, Head Start providers, universities, and housing authorities. There are no set eligibility criteria, and in 2002–2003, programs were offered in 63 out of the state's 67 counties. All 4-year-olds who live in these counties are eligible to participate.

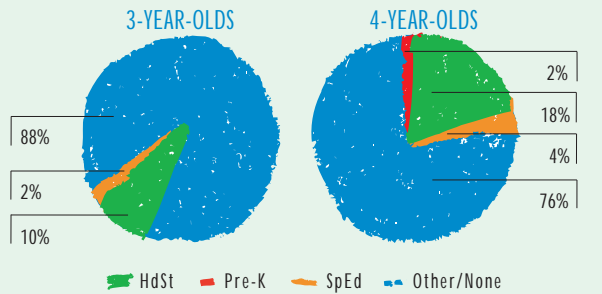
Administrators of the Alabama Pre-Kindergarten Pilot Program are particularly proud of the program's efforts to raise awareness of the need for—and quality of—prekindergarten programs across the state.



ACCESS

Total state program enrollment	1,260
School districts that offer state program	94% (counties)
Income requirement	None
Hours of operation	Full-day, full-week
Operating schedule	Academic year
Special education enrollment	3,763
Federally funded Head Start enrollment	15,742
State-funded Head Start enrollment	0

STATE PRE-K AND HEAD START ENROLLMENT AS PERCENTAGE OF TOTAL POPULATION



QUALITY STANDARDS CHECKLIST

POLICY	STATE PRE-K REQUIREMENT	BENCHMARK	DOES REQUIREMENT MEET BENCHMARK?
Curriculum standards	None	Comprehensive	<input type="checkbox"/>
Teacher degree requirement	BA	BA	<input checked="" type="checkbox"/>
Teacher specialized training req.	Degree in ECE, ECSE, EE, or CD	Specializing in Pre-K	<input type="checkbox"/>
Assistant teacher degree requirement	CDA	CDA or equivalent	<input checked="" type="checkbox"/>
Teacher in-service requirement	40 clock hours	At least 15 hours/year	<input checked="" type="checkbox"/>
Maximum class size		20 or lower	<input checked="" type="checkbox"/>
3-year-olds	NA		
4-year-olds	18		
Staff-child ratio		1:10 or better	<input checked="" type="checkbox"/>
3-year-olds	NA		
4-year-olds	1:9		
Screening/referral requirements	Vision, hearing, general health, and dental	Vision, hearing, and health	<input checked="" type="checkbox"/>
Required support services	2 parent conferences and support services ¹	At least 1 service	<input checked="" type="checkbox"/>
Meal requirement	Lunch and snack	At least 1/day	<input checked="" type="checkbox"/>

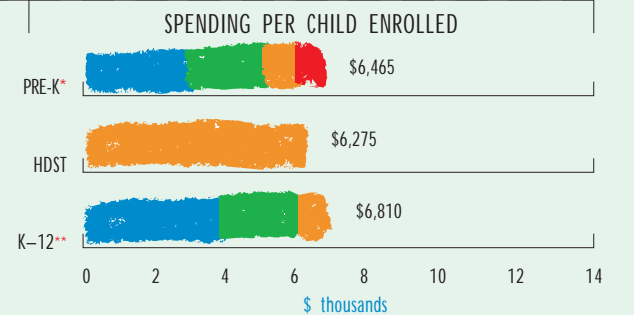
TOTAL:

8

of 10

RESOURCES

Total state Pre-K spending	\$4,584,500 ²
Local match required?	Yes; 50% of granted amount
State spending per child enrolled	\$3,638 ³
State spending per 3-year-old	\$0
State spending per 4-year-old	\$79 ³



* Pre-K programs may receive additional funds from federal or local sources that are not included in this figure.
 ** K-12 expenditures include capital spending as well as current operating expenditures.

Data are for the '02-'03 school year, unless otherwise noted.

State Contribution Local Contribution Federal Contribution TANF Spending

¹ Support services include parenting support or training, parent involvement activities, health services for children, and transition to kindergarten activities.
² This figure includes \$1 million in TANF funds.
³ These estimates include both state and TANF funds.