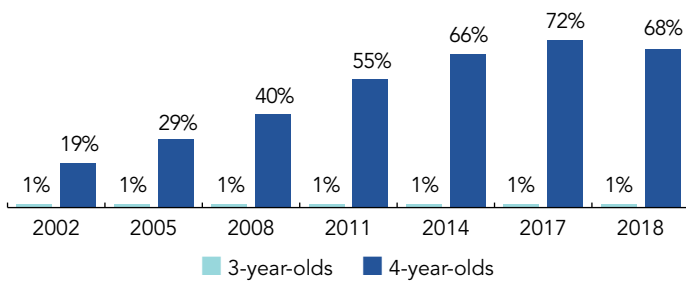
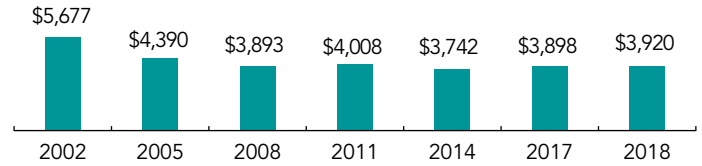


Wisconsin

PERCENT OF STATE POPULATION ENROLLED



STATE SPENDING PER CHILD ENROLLED (2018 DOLLARS)



OVERVIEW

Wisconsin preschool enrolled 48,787 children in 2017-2018, a decrease of 3,186 children from the prior year. State funding totaled \$191,269,229, down \$11,322,655 (6%), adjusted for inflation, since last year. State spending per child equaled \$3,920 in 2017-2018, up \$22 from 2016-2017, adjusted for inflation. Wisconsin met an average of 3.1 of 10 quality standards benchmarks.

WHAT'S NEW

During the 2017-2018 school year, the Wisconsin Department of Public Instruction (DPI) introduced a new four-tier system for teacher licensing. The tiers range from a 1-Year License with Stipulations (Tier I) to a Master Educator License (Tier IV). Additionally, in their budget, submitted September 2018, DPI requested funding for full-day 4K and 3K for Wisconsin's largest school districts, both of which would be optional for districts.

BACKGROUND

Since becoming a state in 1848, Wisconsin's Constitution has included a promise to provide free, voluntary education for 4-year-olds. School districts are not required to offer the Four-Year-Old Kindergarten program (4K), but if they do, it must be open to all age-eligible children. During the 2017-2018 school year, 404 of 411 school districts offered the program (over 98%).

Funding for 4K is part of the overall school funding formula, funded at 50% of the funding for other grade levels. Districts receive 60% of full-day funding if they offer an additional 87.5 hours of parent outreach. Funds for 4K are distributed to public schools, which may subcontract and collaborate with private child-care centers, community-based programs, faith-based centers, family child care providers, or Head Start agencies. The state funds a total of 437 hours per year and operating schedules are locally determined. Most programs operate part-day, four or five days per week; while some operate full-day, two or three days per week.

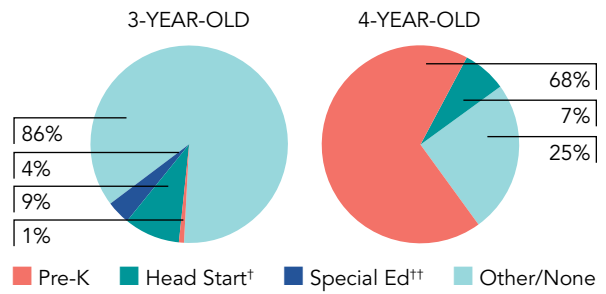
The Wisconsin Head Start State Supplement program is a separate program offering supplemental state funding to federal Head Start grantees to provide comprehensive early childhood education for 3- and 4-year-olds with disabilities or from low-income families. Participating programs follow the federal Head Start Performance Standards, and children meet Head Start enrollment eligibility guidelines. Efforts have been made to bring together Head Start technical assistance and training with other professional development efforts at both the state and local levels.

WISCONSIN STATE OVERVIEW

ACCESS

Total state pre-K enrollment	48,787
Special education enrollment, ages 3 and 4	8,930
Federally funded Head Start enrollment, ages 3 and 4	11,039
State-funded Head Start enrollment, ages 3 and 4.....	627

PERCENT OF POPULATION ENROLLED IN PUBLIC ECE

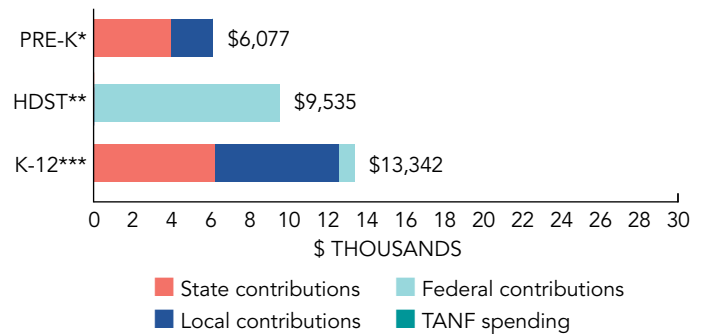


† Estimates children in Head Start not also enrolled in state pre-K.
 †† Estimates children in special education not also enrolled in state pre-K or Head Start.

RESOURCES

Total state pre-K spending	\$191,269,229
State Head Start spending	\$6,264,098
State spending per child enrolled	\$3,920
All reported spending per child enrolled*	\$6,077

SPENDING PER CHILD ENROLLED



* Pre-K programs may receive additional funds from federal or local sources that are not included in this figure.
 ** Head Start per-child spending includes funding only for 3- and 4-year-olds.
 *** K-12 expenditures include capital spending as well as current operating expenditures.


ACCESS RANKINGS		RESOURCE RANKINGS		TOTAL BENCHMARKS MET
4-YEAR-OLDS	3-YEAR-OLDS	STATE SPENDING	ALL REPORTED SPENDING	
5	26	32	28	3.1

WISCONSIN FOUR-YEAR-OLD KINDERGARTEN (4K)

ACCESS

Total state pre-K enrollment	48,160
School districts that offer state program	98%
Income requirement	No income requirement
Minimum hours of operation	2.5 hours/day
Operating schedule	Determined locally

PERCENT OF POPULATION ENROLLED IN PUBLIC ECE



QUALITY STANDARDS CHECKLIST

POLICY	WI 4K REQUIREMENT	BENCHMARK	REQUIREMENT MEETS BENCHMARK?
Early learning & development standards	Comprehensive, aligned with other state standards, supported, culturally sensitive	Comprehensive, aligned, supported, culturally sensitive	<input type="checkbox"/>
Curriculum supports	Approval process & supports	Approval process & supports	<input checked="" type="checkbox"/>
Teacher degree	BA	BA	<input checked="" type="checkbox"/>
Teacher specialized training	ECE	Specializing in pre-K	<input checked="" type="checkbox"/>
Assistant teacher degree	Other	CDA or equivalent	<input type="checkbox"/>
Staff professional development	PD plans (public teachers); Coaching (some nonpublic)	For teachers & assistants: At least 15 hours/year; individual PD plans; coaching	<input type="checkbox"/>
Maximum class size	Determined locally (3- & 4-year-olds)	20 or lower	<input type="checkbox"/>
Staff-child ratio	Determined locally (3- & 4-year-olds)	1:10 or better	<input type="checkbox"/>
Screening & referral	Immunizations, medical examinations; Referrals determined locally	Vision, hearing & health screenings; & referral	<input type="checkbox"/>
Continuous quality improvement system	Determined locally	Structured classroom observations; data used for program improvement	<input type="checkbox"/>

For more information about the benchmarks, see the Executive Summary and Roadmap to State Profile Pages.

3

RESOURCES

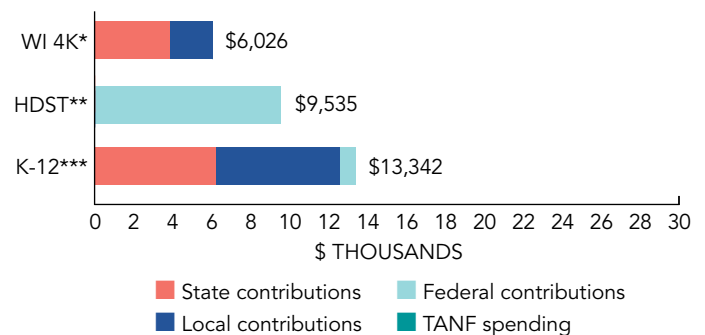
Total state pre-K spending	\$185,005,131 ¹
Local match required?	No
State spending per child enrolled	\$3,841
All reported spending per child enrolled*	\$6,026

* Pre-K programs may receive additional funds from federal or local sources that are not included in this figure.

** Head Start per-child spending includes funding only for 3- and 4-year-olds.

*** K-12 expenditures include capital spending as well as current operating expenditures.

SPENDING PER CHILD ENROLLED




¹ A total of \$290,200,000 supported WI 4K. The state could not break this amount into state and local funding, so NIEER estimated the breakdown.

WISCONSIN HEAD START STATE SUPPLEMENT

ACCESS

Total state pre-K enrollment	627
School districts that offer state program	100% (Federal HdSt grantees)
Income requirement	Per Federal HdSt requirements
Minimum hours of operation	3.5 hours/day
Operating schedule	Determined locally

PERCENT OF POPULATION ENROLLED IN PUBLIC ECE



QUALITY STANDARDS CHECKLIST

POLICY	WI HDST REQUIREMENT	BENCHMARK	REQUIREMENT MEETS BENCHMARK?
Early learning & development standards	Comprehensive, aligned, supported, culturally sensitive	Comprehensive, aligned, supported, culturally sensitive	<input checked="" type="checkbox"/>
Curriculum supports	Approval process & supports	Approval process & supports	<input checked="" type="checkbox"/>
Teacher degree	AA	BA	<input type="checkbox"/>
Teacher specialized training	ECE, Per Federal HdSt requirements	Specializing in pre-K	<input checked="" type="checkbox"/>
Assistant teacher degree	CDA	CDA or equivalent	<input checked="" type="checkbox"/>
Staff professional development	15 hours/year	For teachers & assistants: At least 15 hours/year; individual PD plans; coaching	<input type="checkbox"/>
Maximum class size	17 (3-year-olds); 20 (4-year-olds)	20 or lower	<input checked="" type="checkbox"/>
Staff-child ratio	2:17 (3-year-olds); 1:10 (4-year-olds)	1:10 or better	<input checked="" type="checkbox"/>
Screening & referral	Vision, hearing, health & more	Vision, hearing & health screenings; & referral	<input checked="" type="checkbox"/>
Continuous quality improvement system	Per Federal Head Start Standards, Data used for program improvement at local level only	Structured classroom observations; data used for program improvement	<input type="checkbox"/>
			7

For more information about the benchmarks, see the Executive Summary and Roadmap to State Profile Pages.

RESOURCES

Total state pre-K spending	\$6,264,098
Local match required?	No
State spending per child enrolled	\$9,991
All reported spending per child enrolled*	\$9,991

* Pre-K programs may receive additional funds from federal or local sources that are not included in this figure.

** Head Start per-child spending includes funding only for 3- and 4-year-olds.

*** K-12 expenditures include capital spending as well as current operating expenditures.

SPENDING PER CHILD ENROLLED

