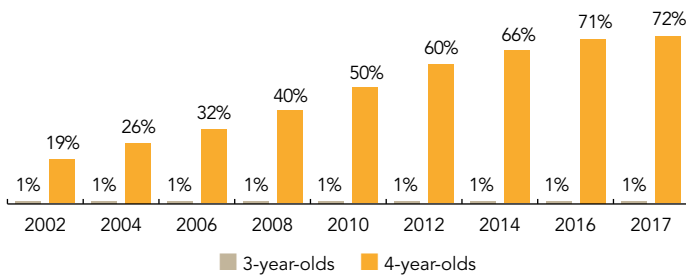
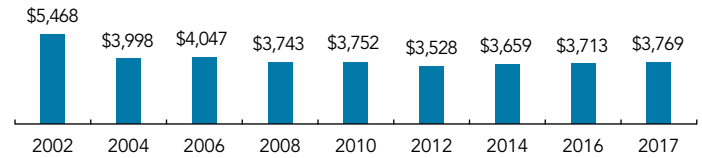


Wisconsin

PERCENT OF STATE POPULATION ENROLLED



STATE SPENDING PER CHILD ENROLLED
(2017 DOLLARS)



Wisconsin's Constitution has included a promise to provide free, voluntary education for 4-year-olds since Wisconsin became a state in 1848. Districts in Wisconsin are not required to offer the Four-Year-Old Kindergarten program (4K), but if they do, it must be open to all age-eligible children. As it currently stands, 397 of Wisconsin's 413 school districts do offer the program. Funds for 4K are distributed to public schools, which then may subcontract and collaborate with private child-care centers, community-based programs, or Head Start agencies. Most programs operate part-day, four or five days per week, but some operate full-day, two or three days per week.

Funding for 4K is part of the overall school funding formula, funded at 50% of the funding for other grade levels. Districts receive 60% of full-day funding if they offer an additional 87.5 hours of parent outreach. During the 2016-2017 school year, more than 70% of the state's 4-year-old population was enrolled in 4K.

In the 2011-2012 school year, Wisconsin implemented a statewide early literacy assessment for kindergarten students, and 4K programs began early literacy screening with PALS PK in 2013-2014. Beginning in the 2016-2017 school year, districts may continue to use PALS or select a different assessment of reading readiness for use with each child enrolled in four-year-old kindergarten to second grade. The state does not require another assessment at 4K, so districts determine their own assessment process in other developmental areas. The 4K program was last evaluated for both process quality and program impact/child outcomes during the 2003-2004 year, but the University of Wisconsin-Madison is currently involved in a national study exploring 4K in Wisconsin. The WI Model Early Learning Standards, Early Literacy learning standards were updated in 2013.

The Wisconsin Head Start State Supplement program is a separate, state-funded program offering supplemental state finances to federal Head Start grantees to provide comprehensive early childhood education for 3- and 4-year-olds with disabilities or from low-income families. Participating programs follow the federal Head Start Performance Standards, and children meet Head Start enrollment eligibility guidelines. Efforts have been made to bring together Head Start technical assistance and training with other professional development efforts at both the state and local levels.


The first two pages of Wisconsin's profile give an overview of the state's overall promise and assistance to state-funded prekindergarten programs, including enrollment and state expenditures for both the 4K program and the Head Start State Supplement. The third page presents information on the 4K program, and the fourth page focuses on the Wisconsin Head Start State Supplement.

WISCONSIN STATE OVERVIEW

ACCESS

Total state pre-K enrollment.....	51,973
Special education enrollment, ages 3 and 4	8,930
Federally funded Head Start enrollment, ages 3 and 4	11,655
State-funded Head Start enrollment, ages 3 and 4.....	681

STATE PRE-K AND HEAD START ENROLLMENT AS PERCENTAGE OF TOTAL POPULATION

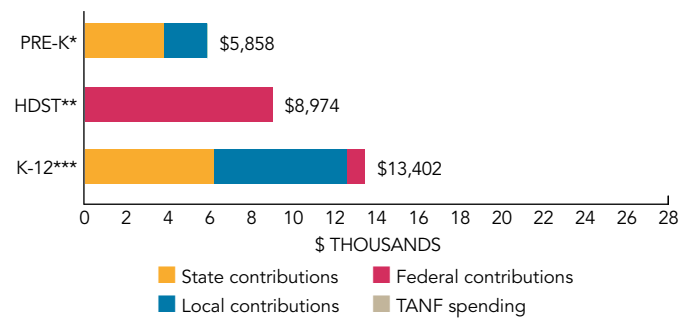


† Estimates children in Head Start not also enrolled in state pre-K.
 ** Estimates children in special education not also enrolled in state pre-K or Head Start.

RESOURCES

Total state pre-K spending	\$195,864,098
State Head Start spending	\$6,264,098
State spending per child enrolled	\$3,769
All reported spending per child enrolled*	\$5,858

SPENDING PER CHILD ENROLLED



* Pre-K programs may receive additional funds from federal or local sources that are not included in this figure.
 ** Head Start per-child spending includes funding only for 3- and 4-year-olds.
 *** K-12 expenditures include capital spending as well as current operating expenditures.

ACCESS RANKINGS	
4-YEAR-OLDS	3-YEAR-OLDS
5	26

RESOURCE RANKINGS	
STATE SPENDING	ALL REPORTED SPENDING
30	26

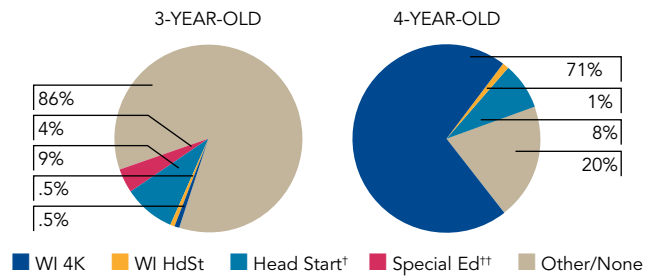
TOTAL BENCHMARKS MET	
CURRENT STANDARDS	NEW STANDARDS
4.1	3

WISCONSIN FOUR-YEAR-OLD KINDERGARTEN (4K)

ACCESS

Total state pre-K enrollment.....	51,292
School districts that offer state program.....	96%
Income requirement.....	No income requirement
Minimum hours of operation.....	2.5 hours/day
Operating schedule.....	Determined locally

STATE PRE-K AND HEAD START ENROLLMENT AS PERCENTAGE OF TOTAL POPULATION



† Estimates children in Head Start not also enrolled in state pre-K.

** Estimates children in special education not also enrolled in state pre-K or Head Start.

QUALITY STANDARDS CHECKLIST

POLICY	WI 4K REQUIREMENT	CURRENT BENCHMARK	MEETS CURRENT BENCHMARK?	NEW BENCHMARK	MEETS NEW BENCHMARK?
Early learning & development standards	Comprehensive, aligned with other state standards, supported, culturally sensitive	Comprehensive	<input checked="" type="checkbox"/>	Comprehensive, aligned, supported, culturally sensitive	<input type="checkbox"/>
Curriculum supports	Approval process & supports	New in 2015-2016	—	Approval process & supports	<input checked="" type="checkbox"/>
Teacher degree	BA	BA	<input checked="" type="checkbox"/>	BA	<input checked="" type="checkbox"/>
Teacher specialized training	ECE, ECE SpEd	Specializing in pre-K	<input checked="" type="checkbox"/>	Specializing in pre-K	<input checked="" type="checkbox"/>
Assistant teacher degree	Other	CDA or equivalent	<input type="checkbox"/>	CDA or equivalent	<input type="checkbox"/>
Staff professional development	6 credit hours/5 years (teachers only); Coaching (public teachers only)	For teachers: At least 15 hours/year	<input checked="" type="checkbox"/>	For teachers & assistants: At least 15 hours/year; individual PD plans; coaching	<input type="checkbox"/>
Maximum class size	Determined locally (4-year-olds)	20 or lower	<input type="checkbox"/>	20 or lower	<input type="checkbox"/>
Staff-child ratio	Determined locally (4-year-olds)	1:10 or better	<input type="checkbox"/>	1:10 or better	<input type="checkbox"/>
Screening & referral	Immunizations, full physical exam, developmental screening; Referrals determined locally; Support services	Vision, hearing, health & at least one support service	<input type="checkbox"/>	Vision, hearing & health screenings; & referral	<input type="checkbox"/>
Meals	Depends on length of program day	At least one meal/day	<input type="checkbox"/>	Discontinued	—
Monitoring/Continuous quality improvement system	Data used for program improvement at local level only	Site visits	<input type="checkbox"/>	Structured classroom observation; program improvement plan	<input type="checkbox"/>
			4		
					3

RESOURCES

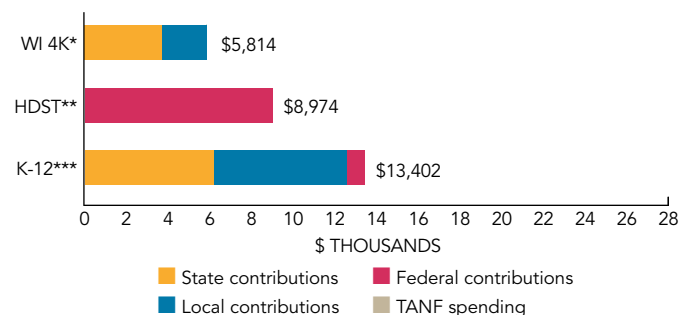
Total state pre-K spending.....	\$189,600,000
Local match required?.....	Yes
State spending per child enrolled.....	\$3,696
All reported spending per child enrolled*.....	\$5,814

* Pre-K programs may receive additional funds from federal or local sources that are not included in this figure.

** Head Start per-child spending includes funding only for 3- and 4-year-olds.

*** K-12 expenditures include capital spending as well as current operating expenditures.

SPENDING PER CHILD ENROLLED

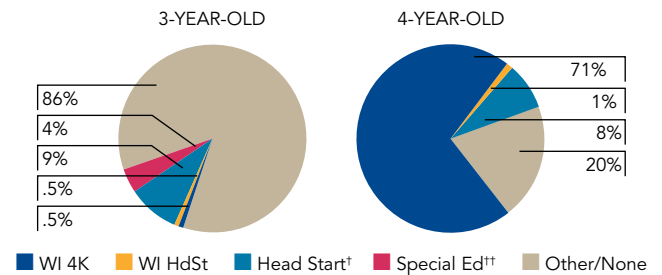


WISCONSIN HEAD START STATE SUPPLEMENT

ACCESS

Total state pre-K enrollment.....	681
School districts that offer state program... 100% (federal HdSt grantees)	
Income requirement.....	Per Federal HdSt requirements
Minimum hours of operation.....	3.5 hours/day
Operating schedule.....	Determined locally

STATE PRE-K AND HEAD START ENROLLMENT AS PERCENTAGE OF TOTAL POPULATION



† Estimates children in Head Start not also enrolled in state pre-K.
 †† Estimates children in special education not also enrolled in state pre-K or Head Start.

QUALITY STANDARDS CHECKLIST

POLICY	WI HDST REQUIREMENT	CURRENT BENCHMARK	MEETS CURRENT BENCHMARK?	NEW BENCHMARK	MEETS NEW BENCHMARK?
Early learning & development standards	Comprehensive, aligned with other state standards, supported, culturally sensitive	Comprehensive	<input checked="" type="checkbox"/>	Comprehensive, aligned, supported, culturally sensitive	<input type="checkbox"/>
Curriculum supports	Approval process & supports	New in 2015-2016	—	Approval process & supports	<input checked="" type="checkbox"/>
Teacher degree	AA	BA	<input type="checkbox"/>	BA	<input type="checkbox"/>
Teacher specialized training	Per federal Head Start requirements	Specializing in pre-K	<input checked="" type="checkbox"/>	Specializing in pre-K	<input checked="" type="checkbox"/>
Assistant teacher degree	CDA	CDA or equivalent	<input checked="" type="checkbox"/>	CDA or equivalent	<input checked="" type="checkbox"/>
Staff professional development	15 hours/year	For teachers: At least 15 hours/year	<input checked="" type="checkbox"/>	For teachers & assistants: At least 15 hours/year; individual PD plans; coaching	<input type="checkbox"/>
Maximum class size	17 (3-year-olds); 20 (4-year-olds)	20 or lower	<input checked="" type="checkbox"/>	20 or lower	<input checked="" type="checkbox"/>
Staff-child ratio	2:17 (3-year-olds); 1:10 (4-year-olds)	1:10 or better	<input checked="" type="checkbox"/>	1:10 or better	<input checked="" type="checkbox"/>
Screening & referral	Vision, hearing, health & more; Support services	Vision, hearing, health & at least one support service	<input checked="" type="checkbox"/>	Vision, hearing & health screenings; & referral	<input checked="" type="checkbox"/>
Meals	At least one meal/day	At least one meal/day	<input checked="" type="checkbox"/>	Discontinued	—
Monitoring/ Continuous quality improvement system	None	Site visits	<input type="checkbox"/>	Structured classroom observation; program improvement plan	<input type="checkbox"/>
			8		
				6	

RESOURCES

Total state pre-K spending	\$6,264,098
Local match required?	No
State spending per child enrolled	\$9,198
All reported spending per child enrolled*	\$9,198

* Pre-K programs may receive additional funds from federal or local sources that are not included in this figure.

** Head Start per-child spending includes funding only for 3- and 4-year-olds.

*** K-12 expenditures include capital spending as well as current operating expenditures.

SPENDING PER CHILD ENROLLED

