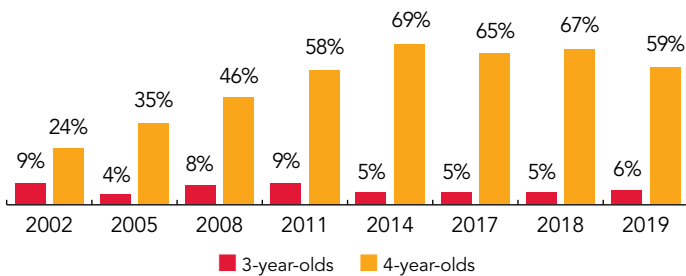
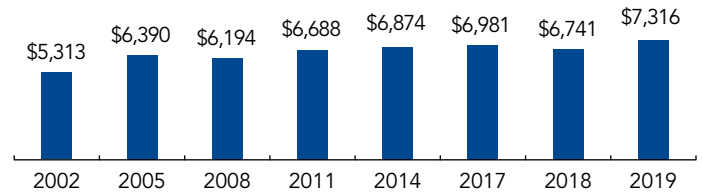


West Virginia

PERCENT OF STATE POPULATION ENROLLED



STATE SPENDING PER CHILD ENROLLED (2019 DOLLARS)



OVERVIEW

West Virginia preschool enrolled 13,534 children in 2018-2019, a decrease of 1,567 children from the prior year. State funding totaled \$93,905,795 and \$5,103,229 in TANF funds were also used to support the program, down \$2,784,511 (3%), adjusted for inflation, since last year. State spending per child (including TANF funds) equaled \$7,316 in 2018-2019, up \$575 from 2017-2018, adjusted for inflation. West Virginia met 9 of 10 quality standards benchmarks.

WHAT'S NEW

During the 2017 legislative session, the age eligibility date for West Virginia Universal Pre-K was changed from September 1 to July 1 beginning with the 2018-2019 school year. The decrease in pre-K enrollment and participation rates are attributed to changes of the age eligibility date for pre-K instituted in West Virginia code. Preliminary enrollment data for the 2019-2020 school year indicates increased enrollment and participation.

BACKGROUND

West Virginia introduced public preschool in 1983 for 3- and 4-year-olds through the Public School Early Childhood Education program, after the state allowed local school boards to serve children before kindergarten. In 2002, legislation passed that required pre-K to be available to all 4-year-olds by 2012.

Today, West Virginia's Universal Pre-K System provides prekindergarten programs in all 55 counties in the state, serving 4-year-olds, as well as some 3-year-olds with special needs, and some kindergarten-eligible children if it is determined that kindergarten placement is not in the child's best interest.

Public schools receive West Virginia Universal Pre-K funding directly, with half of all programs required to partner with child care centers, private prekindergarten, or Head Start agencies to meet demand. During the 2018-2019 school year, the collaboration rate was 82%. Programs are permitted to use additional funding from IDEA and federal Head Start.

The state has focused on improving program quality. As of July 2013, all new lead teachers in nonpublic settings are required to have at least a bachelor's degree in Early Childhood or a related field and, as of July 2014, all assistant teachers are required to apply for the Early Childhood Classroom Assistant Teacher Authorization, which requires a CDA or equivalent, as determined by the West Virginia Board of Education. West Virginia also increased instructional days per year and hours per week to at least 1,500 minutes (25 hours) of instruction per week and 48,000 minutes (800 hours) of instruction per year. Programs must operate no fewer than four days per week to meet annual and weekly operational requirements.

The West Virginia Universal Pre-K program is undergoing a multiyear study to assess the effects of program participation. Programs develop monitoring systems to offer ongoing continuous quality improvement, using monitoring tools recognized by a local collaborative team. Children are assessed three times per year using the Early Learning Scale, and this information is used to track child and program outcomes over time, guide teacher professional development and coaching, make adjustments to curricula, and measure kindergarten readiness.

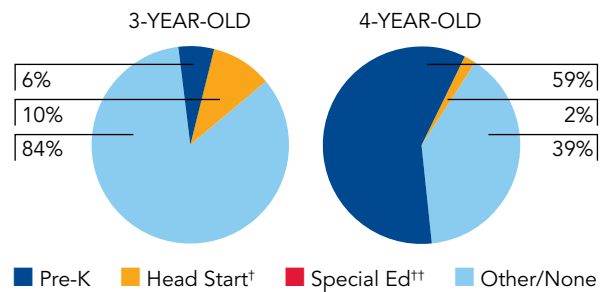
ACCESS RANKINGS		RESOURCE RANKINGS		TOTAL BENCHMARKS MET
4-YEAR-OLDS	3-YEAR-OLDS	STATE SPENDING	ALL REPORTED SPENDING	
8	15	8	4	9

WEST VIRGINIA UNIVERSAL PRE-K

ACCESS

Total state pre-K enrollment	13,534
School districts that offer state program	100% (counties/parishes)
Income requirement	No income requirement
Minimum hours of operation	25 hours/week; 4 days/week
Operating schedule	School or academic year
Special education enrollment, ages 3 and 4	2,738
Federally funded Head Start enrollment, ages 3 and 4	6,781
State-funded Head Start enrollment, ages 3 and 4	0

PERCENT OF POPULATION ENROLLED IN PUBLIC ECE



† Estimates children in Head Start not also enrolled in state pre-K.
 †† Estimates children in special education not also enrolled in state pre-K or Head Start.

QUALITY STANDARDS CHECKLIST

POLICY	WV PRE-K REQUIREMENT	BENCHMARK	REQUIREMENT MEETS BENCHMARK?
Early learning & development standards	Comprehensive, aligned, supported, culturally sensitive	Comprehensive, aligned, supported, culturally sensitive	<input checked="" type="checkbox"/>
Curriculum supports	Approval process & supports	Approval process & supports	<input checked="" type="checkbox"/>
Teacher degree	BA	BA	<input checked="" type="checkbox"/>
Teacher specialized training	ECE, CD, ECE SpEd	Specializing in pre-K	<input checked="" type="checkbox"/>
Assistant teacher degree	CDA	CDA or equivalent	<input checked="" type="checkbox"/>
Staff professional development	15 hours/year (all teachers & non-public assistant teachers), 18 hours/year (public assistant teachers); PD plans	For teachers & assistants: At least 15 hours/year; individual PD plans; coaching	<input type="checkbox"/>
Maximum class size	20 (3- & 4-year-olds)	20 or lower	<input checked="" type="checkbox"/>
Staff-child ratio	1:10 (3- & 4-year-olds)	1:10 or better	<input checked="" type="checkbox"/>
Screening & referral	Vision, hearing, health & more	Vision, hearing & health screenings; & referral	<input checked="" type="checkbox"/>
Continuous quality improvement system	Structured classroom observations; Data used for program improvement	Structured classroom observations; data used for program improvement	<input checked="" type="checkbox"/>

For more information about the benchmarks, see the Executive Summary and Roadmap to State Profile Pages.

9

RESOURCES

Total state pre-K spending	\$99,009,024
Local match required?	No
State Head Start spending	\$0
State spending per child enrolled	\$7,316
All reported spending per child enrolled*	\$11,052

* Pre-K programs may receive additional funds from federal or local sources that are not included in this figure.

** Head Start per-child spending includes funding only for 3- and 4-year-olds.

*** K-12 expenditures include capital spending as well as current operating expenditures.

SPENDING PER CHILD ENROLLED

