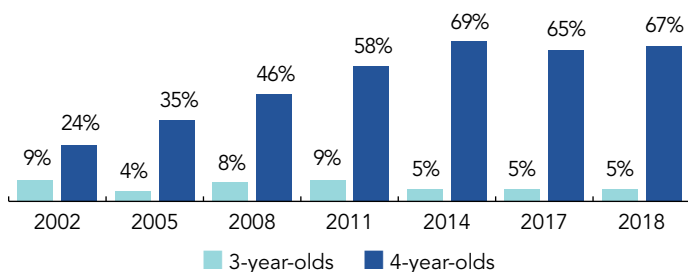
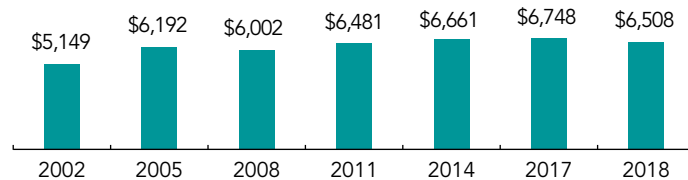


# West Virginia

PERCENT OF STATE POPULATION ENROLLED



STATE SPENDING PER CHILD ENROLLED (2018 DOLLARS)



## OVERVIEW

West Virginia preschool enrolled 15,101 children in 2017-2018, an increase of 79 children from the prior year. State funding totaled \$94,533,303 and \$3,745,497 in TANF funds were also used to support the program, down \$3,095,056 (3%), adjusted for inflation, since last year. State spending per child (including TANF funds) equaled \$6,508 in 2017-2018, down \$240 from 2016-2017, adjusted for inflation. West Virginia met 9 of 10 quality standards benchmarks.

## WHAT'S NEW

Legislation was passed in 2017 to change the 4-year-old eligibility cut-off date for West Virginia's Universal Pre-K program from September 1 to July 1, effective with the 2018-2019 school year. Additionally, West Virginia's Universal Access to a Quality Early Education System was updated to include requirements that prohibit or severely limit the use of suspension in pre-K due to a child's behavior. Requirements include temporary suspension only as a last resort in extraordinary circumstances and program provisions for developing a multidisciplinary team, including efforts to engage parents and appropriate community resources, and a written plan to support children with challenges.

## BACKGROUND

West Virginia introduced public preschool in 1983 for 3- and 4-year-olds through the Public School Early Childhood Education program, after the state allowed local school boards to serve children before kindergarten. In 2002, legislation passed that required pre-K to be available to all 4-year-olds by 2012.

Today, West Virginia's Universal Pre-K System provides prekindergarten programs in all 55 counties in the state, serving 4-year-olds, as well as some 3-year-olds with special needs, and some kindergarten-eligible children if it is determined that kindergarten placement is not in the child's best interest.

Public schools receive West Virginia Universal Pre-K funding directly, with half of all programs required to partner with child care centers, private prekindergarten, or Head Start agencies to meet demand. During the 2017-2018 school year, the collaboration rate was 82%. Programs are permitted to use additional funding from IDEA and federal Head Start.

The state has focused on improving program quality. As of July 2013, all new lead teachers in nonpublic settings are required to have at least a bachelor's degree in Early Childhood or a related field and, as of July 2014, all assistant teachers are required to apply for the Early Childhood Classroom Assistant Teacher Authorization, which requires a CDA or equivalent, as determined by the West Virginia Board of Education. West Virginia also increased instructional days per year and hours per week to at least 1,500 minutes of instruction per week and 48,000 minutes (800 hours) of instruction per year. Programs must operate no fewer than four days per week to meet annual and weekly operational requirements.

The West Virginia Universal Pre-K program is undergoing a multiyear study to assess the effects of program participation. Programs develop monitoring systems to offer ongoing continuous quality improvement, using monitoring tools recognized by a local collaborative team. Children are assessed three times per year using the Early Learning Scale, and this information is used to track child and program outcomes over time, guide teacher professional development and coaching, make adjustments to curricula, and measure kindergarten readiness.

ACCESS RANKINGS	
4-YEAR-OLDS	3-YEAR-OLDS
6	17

RESOURCE RANKINGS	
STATE SPENDING	ALL REPORTED SPENDING
15	7

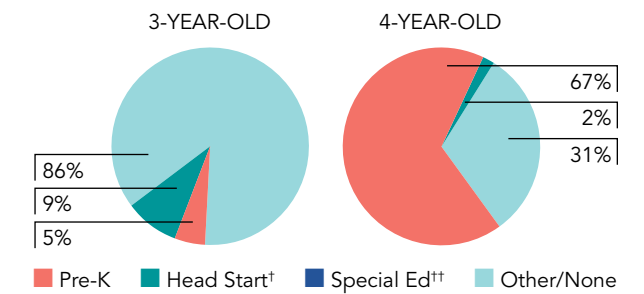
TOTAL BENCHMARKS MET
9

## WEST VIRGINIA UNIVERSAL PRE-K

### ACCESS

Total state pre-K enrollment .....	15,101
School districts that offer state program .....	100% (counties/parishes)
Income requirement .....	No income requirement
Minimum hours of operation .....	25 hours/week; 4 or 5 days/week
Operating schedule .....	School or academic year
Special education enrollment, ages 3 and 4 .....	2,770
Federally funded Head Start enrollment, ages 3 and 4 .....	6,869
State-funded Head Start enrollment, ages 3 and 4 .....	0

### PERCENT OF POPULATION ENROLLED IN PUBLIC ECE



† Estimates children in Head Start not also enrolled in state pre-K.  
 †† Estimates children in special education not also enrolled in state pre-K or Head Start.

### QUALITY STANDARDS CHECKLIST

POLICY	WV PRE-K REQUIREMENT	BENCHMARK	REQUIREMENT MEETS BENCHMARK?
Early learning & development standards	Comprehensive, aligned, supported, culturally sensitive	<b>Comprehensive, aligned, supported, culturally sensitive</b>	<input checked="" type="checkbox"/>
Curriculum supports	Approval process & supports	<b>Approval process &amp; supports</b>	<input checked="" type="checkbox"/>
Teacher degree	BA	<b>BA</b>	<input checked="" type="checkbox"/>
Teacher specialized training	ECE, CD, ECE SpEd	<b>Specializing in pre-K</b>	<input checked="" type="checkbox"/>
Assistant teacher degree	CDA	<b>CDA or equivalent</b>	<input checked="" type="checkbox"/>
Staff professional development	15 hours/year; PD plans	<b>For teachers &amp; assistants: At least 15 hours/year; individual PD plans; coaching</b>	<input type="checkbox"/>
Maximum class size	20 (3- & 4-year-olds)	<b>20 or lower</b>	<input checked="" type="checkbox"/>
Staff-child ratio	1:10 (3- & 4-year-olds)	<b>1:10 or better</b>	<input checked="" type="checkbox"/>
Screening & referral	Vision, hearing, immunizations	<b>Vision, hearing &amp; health screenings; &amp; referral</b>	<input checked="" type="checkbox"/>
Continuous quality improvement system	Structured classroom observations; Data used for program improvement	<b>Structured classroom observations; data used for program improvement</b>	<input checked="" type="checkbox"/>

For more information about the benchmarks, see the Executive Summary and Roadmap to State Profile Pages.

9

### RESOURCES

Total state pre-K spending .....	\$98,278,800
Local match required? .....	No
State Head Start spending .....	\$0
State spending per child enrolled .....	\$6,508
All reported spending per child enrolled* .....	\$9,640

\* Pre-K programs may receive additional funds from federal or local sources that are not included in this figure.

\*\* Head Start per-child spending includes funding only for 3- and 4-year-olds.

\*\*\* K-12 expenditures include capital spending as well as current operating expenditures.

### SPENDING PER CHILD ENROLLED

