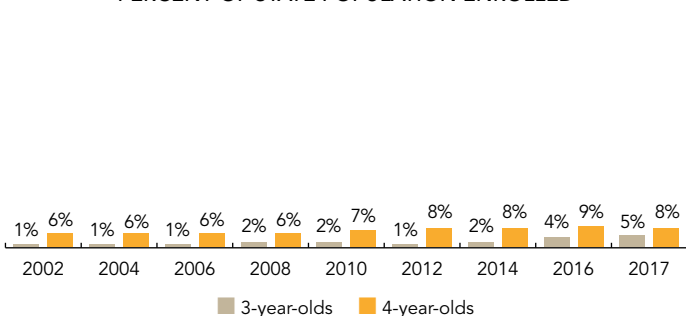
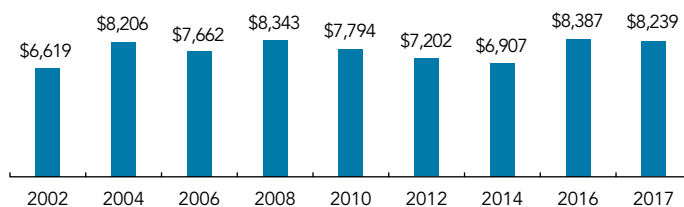


Washington

PERCENT OF STATE POPULATION ENROLLED



STATE SPENDING PER CHILD ENROLLED (2017 DOLLARS)



The Washington State Early Childhood Education and Assistance Program (ECEAP), overseen by the Department of Early Learning (DEL), was created in 1985 to prepare 3- and 4-year-olds from low-income families for success in school and in life. ECEAP focuses on the well-being of the whole child by providing comprehensive nutrition, health, education and family support services to Washington’s most at-risk young children. Funding for ECEAP is awarded through a competitive process. ECEAP is operated by a variety of agencies including school districts, educational service districts, colleges/universities, nonprofit organizations, and local governments. The program is offered in 35 of the state’s 39 counties. Head Start serves 3- and 4-year-olds in three of the counties not served by ECEAP, and the other county is sparsely populated.

Three- and 4-year-olds from families with incomes at or below 110% of the federal poverty level are eligible to attend ECEAP. Children with IEPs are also eligible to enroll in ECEAP, regardless of income. Up to 10% of enrollment can be children who do not meet the income requirement but experience other risks that could jeopardize learning, development, or school success. Enrollment is prioritized based on a combination of income and other risk factors. In 2016-2017 ECEAP and Head Start together served 50% of eligible children. By 2022-2023, all eligible children not served by Head Start will be entitled to ECEAP services.

ECEAP is one strategy behind DEL’s goal to ensure that 90% of children in the state are ready for kindergarten by 2020. In 2016-2017, Washington State invested \$96 million in ECEAP. State funding comes from both the state general fund and the “opportunity pathways account,” which consists of lottery funds. In 2015-2016, the state increased overall funding and enrollment as well as spending per child. The program will expand again in 2017-2018, adding 800 slots for children, and in 2018-2019, adding 1,000 more slots. In 2010, the Legislature passed House Bill 2731 establishing ECEAP as a statutory entitlement for all eligible children by the 2018-2019 school year. This deadline has since been extended to 2022-2023.

DEL completed a second-year pilot using EMPATH’s [Mobility Mentoring](#) as a family support tool. In 2016-2017, families showed gains in many areas related to family stability and ability to support their early learners. The largest gains were in parenting skills, school involvement and advocacy, healthy lifestyle, community resources knowledge, and family savings. This individualized approach, scheduled to be implemented statewide in 2018-2019, strengthens family outcomes and provides intensive services to the families who need them most.

Washington has committed to creating high-quality early learning experiences for young children in all early learning settings, including ECEAP. As of 2015-2016, all ECEAP sites were required to participate in the state’s QRIS, Early Achievers, and receive a rating of level four or five by March 2016. Structured observations of classroom quality are conducted every three years using the ECERS and CLASS as part of the QRIS. ECEAP teachers assess children’s development three times a year using Teaching Strategies GOLD. To promote a clear progression of quality in early learning programs, DEL is creating one set of standards that connects child care licensing, Early Achievers, and ECEAP.

ACCESS RANKINGS	
4-YEAR-OLDS	3-YEAR-OLDS
34	17

RESOURCE RANKINGS	
STATE SPENDING	ALL REPORTED SPENDING
4	8

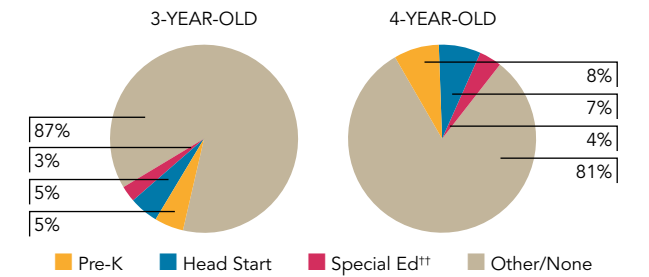
TOTAL BENCHMARKS MET	
CURRENT STANDARDS	NEW STANDARDS
9	8

EARLY CHILDHOOD EDUCATION AND ASSISTANCE PROGRAM (ECEAP)

ACCESS

Total state pre-K enrollment.....	11,691
School districts that offer state program	90% (counties/parishes)
Income requirement	110% FPL
Minimum hours of operation.....	2.5 hours/day
Operating schedule.....	School year (part- & school-day); Full calendar year (extended-day)
Special education enrollment, ages 3 and 4	9,068
Federally funded Head Start enrollment, ages 3 and 4	10,411
State-funded Head Start enrollment, ages 3 and 4.....	0

STATE PRE-K AND HEAD START ENROLLMENT AS PERCENTAGE OF TOTAL POPULATION



** Estimates children in special education not also enrolled in state pre-K or Head Start.

QUALITY STANDARDS CHECKLIST

POLICY	WA PRE-K REQUIREMENT	CURRENT BENCHMARK	MEETS CURRENT BENCHMARK?	NEW BENCHMARK	MEETS NEW BENCHMARK?
Early learning & development standards	Comprehensive, aligned, supported, culturally sensitive	Comprehensive	<input checked="" type="checkbox"/>	Comprehensive, aligned, supported, culturally sensitive	<input checked="" type="checkbox"/>
Curriculum supports	Approval process & supports	New in 2015-2016	—	Approval process & supports	<input checked="" type="checkbox"/>
Teacher degree	AA	BA	<input type="checkbox"/>	BA	<input type="checkbox"/>
Teacher specialized training	ECE, CD, ECE SpEd	Specializing in pre-K	<input checked="" type="checkbox"/>	Specializing in pre-K	<input checked="" type="checkbox"/>
Assistant teacher degree	CDA, 12 ECE credits, WA State ECE Certificate	CDA or equivalent	<input checked="" type="checkbox"/>	CDA or equivalent	<input checked="" type="checkbox"/>
Staff professional development	15 hours/year (teachers only); PD plans (some teachers and assistants); Coaching	For teachers: At least 15 hours/year	<input checked="" type="checkbox"/>	For teachers & assistants: At least 15 hours/year; individual PD plans; coaching	<input type="checkbox"/>
Maximum class size	20 (3- & 4-year-olds)	20 or lower	<input checked="" type="checkbox"/>	20 or lower	<input checked="" type="checkbox"/>
Staff-child ratio	1:10 (3- & 4-year-olds)	1:10 or better	<input checked="" type="checkbox"/>	1:10 or better	<input checked="" type="checkbox"/>
Screening & referral	Vision, hearing, health & more; Support services	Vision, hearing, health & at least one support service	<input checked="" type="checkbox"/>	Vision, hearing & health screenings; & referral	<input checked="" type="checkbox"/>
Meals	At least one meal/day	At least one meal/day	<input checked="" type="checkbox"/>	Discontinued	—
Monitoring/Continuous quality improvement system	Structured classroom observations; Data used for program improvement	Site visits	<input checked="" type="checkbox"/>	Structured classroom observation; program improvement plan	<input checked="" type="checkbox"/>
			9		
				8	

RESOURCES

Total state pre-K spending	\$96,325,951
Local match required?	No
State Head Start spending	\$0
State spending per child enrolled	\$8,239
All reported spending per child enrolled*	\$8,239

* Pre-K programs may receive additional funds from federal or local sources that are not included in this figure.

** Head Start per-child spending includes funding only for 3- and 4-year-olds.

*** K-12 expenditures include capital spending as well as current operating expenditures.

SPENDING PER CHILD ENROLLED

