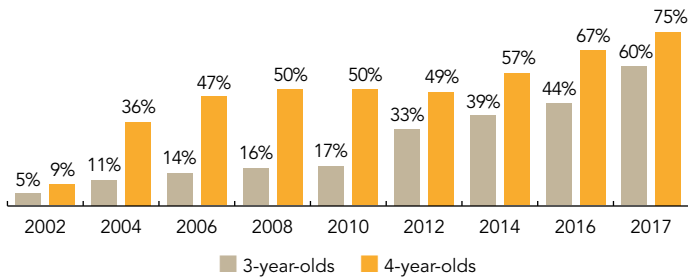
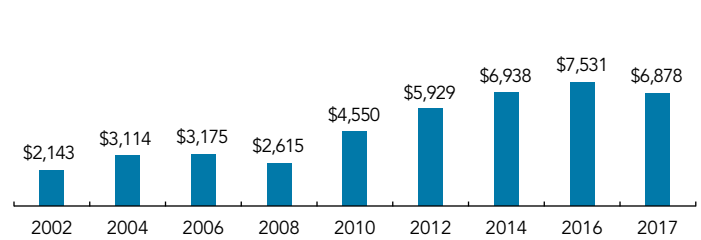


# Vermont

PERCENT OF STATE POPULATION ENROLLED



STATE SPENDING PER CHILD ENROLLED (2017 DOLLARS)



Vermont has a 30-year history of providing state-funded preschool. In 1987, the Vermont Early Education Initiative (EEI) was created as an annual competitive grant program to finance early education opportunities for at-risk 3- to 5-year-olds. Act 62 was signed into law in 2007, which significantly expanded publicly funded prekindergarten education for 4-year-old children in public schools and private programs. With Act 62, pre-K programs were supported through the state’s Education Fund similarly to K–12, pro-rated based on the 10 hours per week model. In the 2014 Legislative Session, legislators passed Act 166, which built on Act 62 by requiring all Vermont school districts to provide prekindergarten funding for each and every 3-, 4-, and 5-year-old child not enrolled in kindergarten, for a minimum of 10 hours per week for 35 weeks annually. Act 166 also requires an annual legislative evaluation of the state’s pre-K efforts that includes TS GOLD data, quality rating and improvement system (QRIS) level, and the creation of a pre-K monitoring system. The 2016-2017 school year was the first year of full implementation of Act 166.

As mandated, in 2015-2016, all of Vermont’s local education agencies (LEAs) provided pre-K through an arrangement of school-based programs and partnerships with qualified private, family-based or center-based providers, private preschools, and/or Head Start programs. All pre-K programs, including those operated by public schools, are required to attain at least four out of five stars in Vermont’s quality rating system, Step Ahead Recognition Systems (STARS), or to hold NAEYC accreditation. An exception is made for programs that have three stars. These programs are allowed to operate if the provider has developed a plan to achieve four or five stars within three years and the plan is approved by the Secretaries of the Agency of Education and the Agency of Human Services. STARS requires structured observations of classroom quality using the ECERS or CLASS.

The revised Vermont Early Learning Standards (VELS) for birth through grade three were approved by the State Board of Education in August 2015. The VELS are aligned with the Head Start Early Learning Outcomes Framework, Common Core State Standards in English language arts and mathematics, as well as Next Generation Science Standards. The VELS are much more extensive, covering children from birth to third grade, than the previous standards that only covered pre-K.

Funding for Act 166 is provided by a mix of federal, state, and local dollars. Federal funding in 2016-2017 came from various sources, including a \$33 million, four-year federal Preschool Expansion Grant to create full-time, comprehensive, high-quality preschool experiences for 4-year-olds in families with incomes under 200% FPL.

ACCESS RANKINGS	
4-YEAR-OLDS	3-YEAR-OLDS
3	2

RESOURCE RANKINGS	
STATE SPENDING	ALL REPORTED SPENDING
8	17

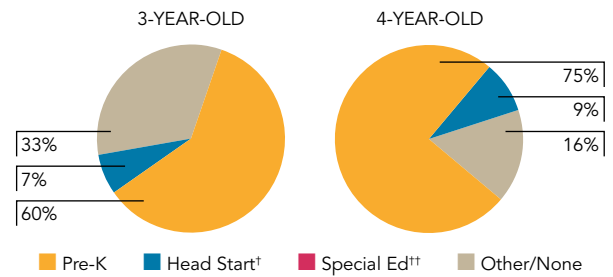
TOTAL BENCHMARKS MET	
CURRENT STANDARDS	NEW STANDARDS
6	5

# VERMONT UNIVERSAL PREKINDERGARTEN (ACT 166)

## ACCESS

Total state pre-K enrollment.....	8,943
School districts that offer state program.....	100%
Income requirement.....	No income requirement
Minimum hours of operation.....	10 hours/week
Operating schedule.....	School or academic year
Special education enrollment, ages 3 and 4.....	1,124
Federally funded Head Start enrollment, ages 3 and 4.....	991
State-funded Head Start enrollment, ages 3 and 4.....	0

STATE PRE-K AND HEAD START ENROLLMENT AS PERCENTAGE OF TOTAL POPULATION



† Some Head Start children may also be counted in state pre-K.  
 \*\* Estimates children in special education not also enrolled in state pre-K or Head Start.

## QUALITY STANDARDS CHECKLIST

POLICY	VT PRE-K REQUIREMENT	CURRENT BENCHMARK	MEETS CURRENT BENCHMARK?	NEW BENCHMARK	MEETS NEW BENCHMARK?
Early learning & development standards	Comprehensive, aligned, supported, culturally sensitive	Comprehensive	<input checked="" type="checkbox"/>	Comprehensive, aligned, supported, culturally sensitive	<input checked="" type="checkbox"/>
Curriculum supports	Approval process	New in 2015-2016	—	Approval process & supports	<input type="checkbox"/>
Teacher degree	BA (public); BA for one teacher/center (nonpublic)	BA	<input type="checkbox"/>	BA	<input type="checkbox"/>
Teacher specialized training	ECE, ECE SpEd (public); ECE, ECE SpEd for one teacher/center (nonpublic)	Specializing in pre-K	<input type="checkbox"/>	Specializing in pre-K	<input type="checkbox"/>
Assistant teacher degree	HSD	CDA or equivalent	<input type="checkbox"/>	CDA or equivalent	<input type="checkbox"/>
Staff professional development	9 credit hours/7 years; (public teachers); 15 hours/year (assistants & nonpublic teachers); PD plans	For teachers: At least 15 hours/year	<input checked="" type="checkbox"/>	For teachers & assistants: At least 15 hours/year; individual PD plans; coaching	<input type="checkbox"/>
Maximum class size	20 (3- & 4-year-olds)	20 or lower	<input checked="" type="checkbox"/>	20 or lower	<input checked="" type="checkbox"/>
Staff-child ratio	1:10 (3- & 4-year-olds)	1:10 or better	<input checked="" type="checkbox"/>	1:10 or better	<input checked="" type="checkbox"/>
Screening & referral	Vision, hearing, health & more; Support services	Vision, hearing, health & at least one support service	<input checked="" type="checkbox"/>	Vision, hearing & health screenings; & referral	<input checked="" type="checkbox"/>
Meals	Snack	At least one meal/day	<input type="checkbox"/>	Discontinued	—
Monitoring/Continuous quality improvement system	Structured classroom observations; Data used for program improvement	Site visits	<input checked="" type="checkbox"/>	Structured classroom observation; program improvement plan	<input checked="" type="checkbox"/>
			<b>6</b>		
					<b>5</b>

## RESOURCES

Total state pre-K spending.....	\$61,505,762
Local match required?.....	No
State Head Start spending.....	\$0
State spending per child enrolled.....	\$6,878
All reported spending per child enrolled*.....	\$7,209

\* Pre-K programs may receive additional funds from federal or local sources that are not included in this figure.

\*\* Head Start per-child spending includes funding only for 3- and 4-year-olds.

\*\*\* K-12 expenditures include capital spending as well as current operating expenditures.

SPENDING PER CHILD ENROLLED

