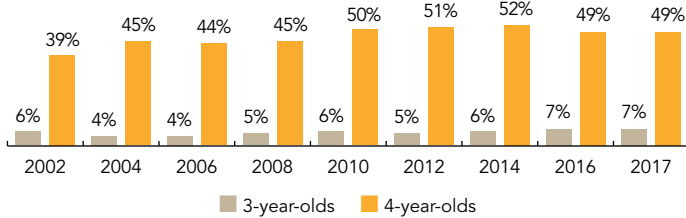
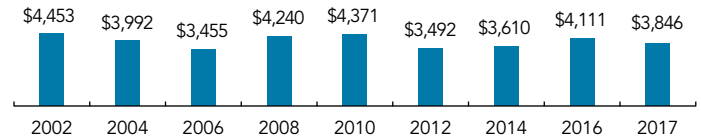


# Texas

PERCENT OF STATE POPULATION ENROLLED



STATE SPENDING PER CHILD ENROLLED  
(2017 DOLLARS)



In 1985, Texas began funding half-day prekindergarten for eligible 4-year-olds through the Texas Public School Prekindergarten program. Currently, districts that have 15 or more eligible 4-year-olds are required to offer prekindergarten. Districts that have 15 or more eligible 3-year-olds can also offer prekindergarten, but are not required to do so.

The Texas Education Agency (TEA) Early Childhood Education Division oversees the free public prekindergarten program in school districts and open enrollment charter schools. Funding for half-day pre-K programs is based on Average Daily Attendance (ADA) and is provided through the Foundation School Program as part of the K–12 funding system. Students are eligible to participate if they meet at least one of the following conditions: qualify for free or reduced-price lunch (185% of FPL), homelessness, foster care, parent on active military duty or who was injured or killed on active duty, unable to speak or comprehend English, and/or parent eligible for the Star of Texas Award.

In 2015, the Texas Legislature passed House Bill 4 to provide funding for quality improvements in Texas Public School Prekindergarten programs, which included a \$118 million appropriation implemented in the 2016-2017 school year. Districts and open-enrollment charter schools applied for grants to implement a High-Quality Prekindergarten Grant Program. To be eligible for grant funding, a school district or charter school agreed to use a curriculum aligned with the Prekindergarten Guidelines, increase prekindergarten teacher training and/or qualifications, implement student progress monitoring, provide kindergarten readiness results, and develop quality family engagement plans. The agency awarded funding to 573 district and charter schools in the state.

In 2017, the Texas Legislature did not appropriate funding to continue the \$118 million High-Quality Prekindergarten Grant program or the \$15 million in supplemental funding for prekindergarten. However, the legislature included Rider 78 in the General Appropriations Act. The rider states that the Commissioner shall ensure districts and charter schools with eligible 4-year-olds use at least 15% of their Foundation School Program funds on high-quality efforts. It also passed HB 2039, a new prekindergarten-to-third grade teacher certification.

In the fall of 2015, the Children’s Learning Institute at the University of Texas-Health Science Center, in partnership with the Texas Education Agency and Texas Workforce Commission, developed a comprehensive professional development platform for early childhood educators. The Engage platform provides targeted professional development on topics in early childhood education, as well as the CIRCLE student progress monitoring tool, coaching resources including an assessment of teacher interactions, a classroom observation tool and parent resources. The Engage platform is free to all public school teachers, Head Start programs, and licensed child care centers participating in the Texas Rising Star program.

TEA’s Early Childhood Data Systems (ECDS) is a state data reporting platform that is part of the Texas Student Data System. Through the ECDS, early childhood data is collected and used to inform school districts, early childhood programs, communities and stakeholders about the effectiveness of prekindergarten programs in preparing children to be successful in kindergarten. Starting in the 2016-2017 school year, school districts and charter schools report demographic information on prekindergarten students enrolled, number of half-day and full-day classes, source of funding, class size/ratio, type of curriculum and the type of progress monitoring tool (if administered). Kindergarten programs will report demographic information, type of assessment and the beginning of year results from the kindergarten assessment instruments. The information collected in ECDS is now being reported at the state, district and campus-level and is available on the Texas Public Education Information Reports (TPEIR) web page.

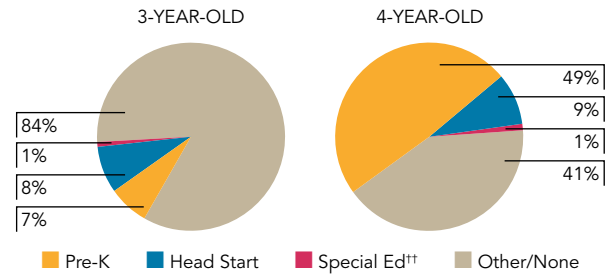
ACCESS RANKINGS		RESOURCE RANKINGS		TOTAL BENCHMARKS MET	
4-YEAR-OLDS	3-YEAR-OLDS	STATE SPENDING	ALL REPORTED SPENDING	CURRENT STANDARDS	NEW STANDARDS
10	13	28	37	4	4

# TEXAS PUBLIC SCHOOL PREKINDERGARTEN

## ACCESS

Total state pre-K enrollment .....	224,114
School districts that offer state program .....	86%
Income requirement .....	185% FPL
Minimum hours of operation .....	3 hours/day; 5 days/week
Operating schedule .....	School or academic year
Special education enrollment, ages 3 and 4 .....	25,474
Federally funded Head Start enrollment, ages 3 and 4 .....	63,668
State-funded Head Start enrollment, ages 3 and 4 .....	0

STATE PRE-K AND HEAD START ENROLLMENT AS PERCENTAGE OF TOTAL POPULATION



† Some Head Start children may also be counted in state pre-K.  
 †† Estimates children in special education not also enrolled in state pre-K or Head Start.

## QUALITY STANDARDS CHECKLIST

POLICY	TX PRE-K REQUIREMENT	CURRENT BENCHMARK	MEETS CURRENT BENCHMARK?	NEW BENCHMARK	MEETS NEW BENCHMARK?
Early learning & development standards	Comprehensive, aligned, supported, culturally sensitive	Comprehensive	<input checked="" type="checkbox"/>	Comprehensive, aligned, supported, culturally sensitive	<input checked="" type="checkbox"/>
Curriculum supports	Approval process	New in 2015-2016	—	Approval process & supports	<input type="checkbox"/>
Teacher degree	BA	BA	<input checked="" type="checkbox"/>	BA	<input checked="" type="checkbox"/>
Teacher specialized training	P-6	Specializing in pre-K	<input checked="" type="checkbox"/>	Specializing in pre-K	<input checked="" type="checkbox"/>
Assistant teacher degree	HSD	CDA or equivalent	<input type="checkbox"/>	CDA or equivalent	<input type="checkbox"/>
Staff professional development	150 hours/5 years (teachers only); Coaching in the grant covering 85% of children	For teachers: At least 15 hours/year	<input checked="" type="checkbox"/>	For teachers & assistants: At least 15 hours/year; individual PD plans; coaching	<input type="checkbox"/>
Maximum class size	No limit (3- & 4-year-olds)	20 or lower	<input type="checkbox"/>	20 or lower	<input type="checkbox"/>
Staff-child ratio	No limit (3- & 4-year-olds)	1:10 or better	<input type="checkbox"/>	1:10 or better	<input type="checkbox"/>
Screening & referral	Vision, hearing, immunizations	Vision, hearing, health & at least one support service	<input type="checkbox"/>	Vision, hearing & health screenings; & referral	<input checked="" type="checkbox"/>
Meals	Depends on length of program day	At least one meal/day	<input type="checkbox"/>	Discontinued	—
Monitoring/Continuous quality improvement system	Other monitoring; Data used for program improvement at state level only	Site visits	<input type="checkbox"/>	Structured classroom observation; program improvement plan	<input type="checkbox"/>
			<input type="text" value="4"/>		
				<input type="text" value="4"/>	

## RESOURCES

Total state pre-K spending .....	\$862,035,287
Local match required? .....	No
State Head Start spending .....	\$0
State spending per child enrolled .....	\$3,846
All reported spending per child enrolled* .....	\$3,901

\* Pre-K programs may receive additional funds from federal or local sources that are not included in this figure.

\*\* Head Start per-child spending includes funding only for 3- and 4-year-olds.

\*\*\* K-12 expenditures include capital spending as well as current operating expenditures.

SPENDING PER CHILD ENROLLED

