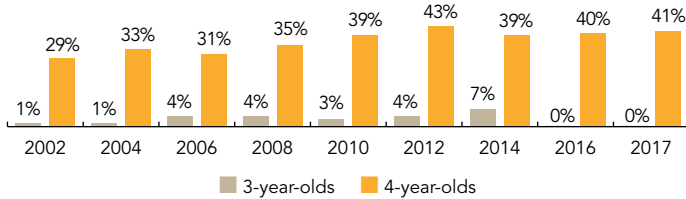
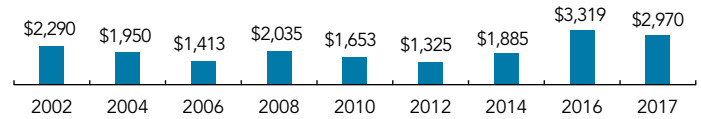


South Carolina

PERCENT OF STATE POPULATION ENROLLED



STATE SPENDING PER CHILD ENROLLED (2017 DOLLARS)



South Carolina has two state-funded preschool programs: the Education Improvement Act Child Development Program (EIA 4K) and the public-private Child Early Reading Development and Education Program (CERDEP). Both programs are delivered in public school settings via the South Carolina Department of Education’s (SCDE) recently created Office of Early Learning and Literacy (OELL). CERDEP is co-administered in private preschool settings by South Carolina First Steps to School Readiness (First Steps), the state’s school readiness initiative. In previous years, the Yearbook has listed the two programs separately, however this year they are combined.

EIA 4K was initiated in 1984 as part of a one-cent sales tax created to support public education projects. Delivered in all SC school districts prior to the creation of CERDEP, EIA 4K is now delivered in only 25 percent of districts, serving 12,295 children. State law limits eligibility to children qualifying for free- or reduced-price lunches or Medicaid, with additional provisions to consider children with documented developmental delays. State funding for districts eligible to offer EIA 4K is allocated to districts by OELL on a formula basis according to the number of kindergarten students qualified for free or reduced-price lunch in each district. Participating school districts are required to offer at least one half-day pre-K program. While a handful of school districts continue to provide half-day programs, a majority now provide full-day services using EIA funds.

CERDEP, the state’s second early education initiative, was created as a pilot program in 2006 and codified alongside the state’s Read to Succeed legislation (Act 284) in June 2014. Previously, the program was called the Child Development Education Pilot Program (CDEPP). The original pilot program was established in response to Abbeville County School District, et. al. v. South Carolina, a school equity funding lawsuit brought by rural school districts. Children who qualify for free- or reduced-price lunch, those receiving Medicaid, or those with a documented developmental delay are eligible to participate in CERDEP. In 2016-2017, 587 public school classrooms in 61 school districts served 9,838 students, and 1,946 students were served in more than 200 private classrooms.

Monitoring visits for both programs by the OELL include an evaluation based on the ELLCO checklist to provide feedback and support to ensure all classrooms are language- and literacy-rich. Some programs receive an additional level of monitoring which includes a fidelity verification measuring curriculum implementation. Feedback is provided to the teacher, school administrator, and/or the CERDEP district liaison/reading coach to provide post-observation feedback and set future goals.

First Steps’ Regional 4K Coordinators make announced and unannounced monitoring and technical assistance visits twice monthly to CERDEP classrooms in private settings. These visits include unannounced evaluative monitoring using the ECERS-3 as well as measures of curricular fidelity with reflecting, goal-setting and action plans for programs.

ACCESS RANKINGS	
4-YEAR-OLDS	3-YEAR-OLDS
11	None Served

RESOURCE RANKINGS	
STATE SPENDING	ALL REPORTED SPENDING
38	42

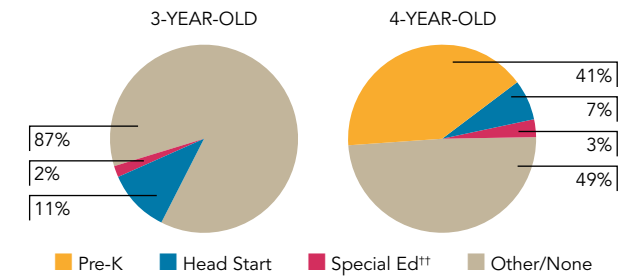
TOTAL BENCHMARKS MET	
CURRENT STANDARDS	NEW STANDARDS
6	7

SOUTH CAROLINA CHILD EARLY READING DEVELOPMENT AND EDUCATION PROGRAM (CERDEP)

ACCESS

Total state pre-K enrollment.....	24,079
School districts that offer state program.....	100%
Income requirement.....	185% FPL
Minimum hours of operation.....	4 hours/day; 5 days/week
Operating schedule.....	School or academic year
Special education enrollment, ages 3 and 4.....	4,927
Federally funded Head Start enrollment, ages 3 and 4.....	10,600
State-funded Head Start enrollment, ages 3 and 4.....	0

STATE PRE-K AND HEAD START ENROLLMENT AS PERCENTAGE OF TOTAL POPULATION



** Estimates children in special education not also enrolled in state pre-K or Head Start.

QUALITY STANDARDS CHECKLIST

POLICY	SC PRE-K REQUIREMENT	CURRENT BENCHMARK	MEETS CURRENT BENCHMARK?	NEW BENCHMARK	MEETS NEW BENCHMARK?
Early learning & development standards	Comprehensive, aligned, supported, culturally sensitive	Comprehensive	<input checked="" type="checkbox"/>	Comprehensive, aligned, supported, culturally sensitive	<input checked="" type="checkbox"/>
Curriculum supports	Approval process & supports	New in 2015-2016	—	Approval process & supports	<input checked="" type="checkbox"/>
Teacher degree	BA (public); Working toward AA (nonpublic)	BA	<input type="checkbox"/>	BA	<input type="checkbox"/>
Teacher specialized training	ECE, P-2 (public); ECE, CD (nonpublic)	Specializing in pre-K	<input checked="" type="checkbox"/>	Specializing in pre-K	<input checked="" type="checkbox"/>
Assistant teacher degree	HSD	CDA or equivalent	<input type="checkbox"/>	CDA or equivalent	<input type="checkbox"/>
Staff professional development	15 hours/year; PD plans; Coaching	For teachers: At least 15 hours/year	<input checked="" type="checkbox"/>	For teachers & assistants: At least 15 hours/year; individual PD plans; coaching	<input checked="" type="checkbox"/>
Maximum class size	20 (4-year-olds)	20 or lower	<input checked="" type="checkbox"/>	20 or lower	<input checked="" type="checkbox"/>
Staff-child ratio	1:10 (4-year-olds)	1:10 or better	<input checked="" type="checkbox"/>	1:10 or better	<input checked="" type="checkbox"/>
Screening & referral	Immunizations, developmental; Referrals	Vision, hearing, health & at least one support service	<input type="checkbox"/>	Vision, hearing & health screenings; & referral	<input type="checkbox"/>
Meals	Breakfast, lunch	At least one meal/day	<input checked="" type="checkbox"/>	Discontinued	—
Monitoring/Continuous quality improvement system	Structured classroom observations; Data used for program improvement	Site visits	<input type="checkbox"/>	Structured classroom observation; program improvement plan	<input checked="" type="checkbox"/>
			6		
					7

RESOURCES

Total state pre-K spending.....	\$71,513,051
Local match required?.....	No
State Head Start spending.....	\$0
State spending per child enrolled.....	\$2,970
All reported spending per child enrolled*.....	\$3,258

* Pre-K programs may receive additional funds from federal or local sources that are not included in this figure.

** Head Start per-child spending includes funding only for 3- and 4-year-olds.

*** K-12 expenditures include capital spending as well as current operating expenditures.

SPENDING PER CHILD ENROLLED

