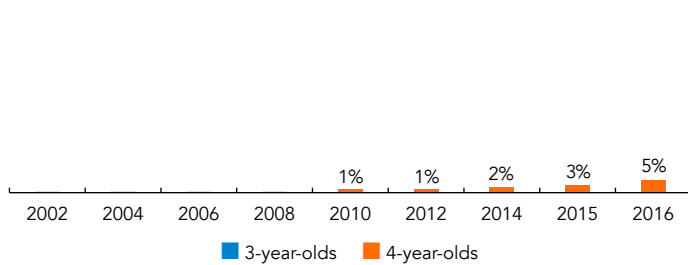
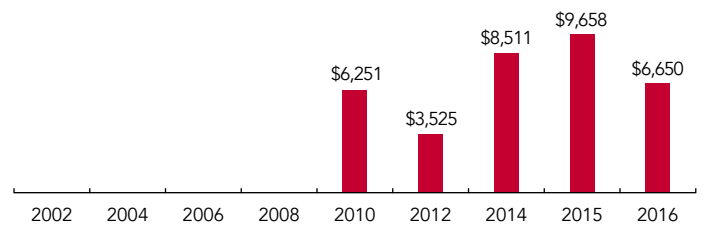


Rhode Island

PERCENT OF STATE POPULATION ENROLLED



STATE SPENDING PER CHILD ENROLLED (2016 DOLLARS)



The Rhode Island State Pre-Kindergarten Program began in the fall of 2009 and is offered through public schools, Head Start programs, and private child care. These agencies can apply for competitive grants to provide the pre-K program. All children who turn 4 years old on or before September 1st and are living in participating communities are eligible for the program, but enrollment is determined through a lottery.

The Rhode Island Education Aid Foundation Formula, the state's school funding formula, provides funding for the Rhode Island State Pre-Kindergarten Program. Using a phased-in approach, \$10 million will be invested over 10 years to expand access to high-quality pre-K, beginning with communities with a high proportion of children eligible for free and reduced-price lunch. The goal is that pre-K expansion will create high-quality learning programs, improve access for the students who need it the most, and assure a smooth transition between early childhood and K-12. Rhode Island Department of Education plans to expand access from 17 classrooms and 306 children in 2014-2015 to 60 classrooms and 1,080 children in 2017-2018. The Rhode Island General Assembly increased the investment in the Rhode Island State Pre-Kindergarten Program by \$1 million for the 2015-2016 school year.

Additionally, in 2014, Rhode Island was awarded a competitive federal Preschool Development Grant (PDG) for \$2.3 million to expand access to its high-quality pre-K program. PDG funding is being used to expand access in high-need communities and to improve program monitoring, evaluation, and technical assistance. As a result of PDG, enrollment in the pre-K program nearly doubled between the 2014-2015 and 2015-2016 school years.

Teachers in the program must have a bachelor's degree with an early childhood teaching certificate. The Rhode Island Department of Elementary and Secondary Education provides training and technical assistance through a vendor to all staff on an ongoing basis. The Rhode Island Pre-Kindergarten Program has been assessed for both process quality and program impact/child outcomes, including classroom quality and child outcomes in literacy, arithmetic, and social-emotional development. A new evaluation of the program is also being planned which will gauge child outcomes and overarching classroom quality and include an analysis of long-term costs. The Rhode Island Department of Human Services provides state funding to supplement the federal Head Start program to create additional slots for children.

ACCESS RANKINGS	
4-YEAR-OLDS	3-YEAR-OLDS
36	None Served

RESOURCE RANKINGS	
STATE SPENDING	ALL REPORTED SPENDING
10	3

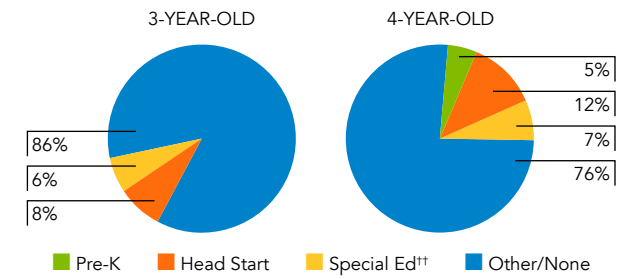
TOTAL BENCHMARKS MET	
CURRENT STANDARDS	NEW STANDARDS
10	10

RHODE ISLAND STATE PREKINDERGARTEN PROGRAM

ACCESS

Total state pre-K enrollment 594
 School districts that offer state program 23% (towns/communities)
 Income requirement No income requirement
 Minimum hours of operation 6 hours/day; 5 days/week
 Operating schedule School or academic year
 Special education enrollment, ages 3 and 4 1,794
 Federally funded Head Start enrollment, ages 3 and 4 2,022
 State-funded Head Start enrollment, ages 3 and 4 122

STATE PRE-K AND HEAD START ENROLLMENT AS PERCENTAGE OF TOTAL POPULATION



** Estimates children in special education not also enrolled in state pre-K or Head Start.

QUALITY STANDARDS CHECKLIST

POLICY	RI PRE-K REQUIREMENT	CURRENT BENCHMARK	MEETS CURRENT BENCHMARK?	NEW BENCHMARK	MEETS NEW BENCHMARK?
Early learning & development standards	Comprehensive, aligned, supported, culturally sensitive	Comprehensive	<input checked="" type="checkbox"/>	Comprehensive, aligned, supported, culturally sensitive	<input checked="" type="checkbox"/>
Curriculum supports	Approval process & supports	New in 2015-2016	—	Approval process & supports	<input checked="" type="checkbox"/>
Teacher degree	BA	BA	<input checked="" type="checkbox"/>	BA	<input checked="" type="checkbox"/>
Teacher specialized training	ECE	Specializing in pre-K	<input checked="" type="checkbox"/>	Specializing in pre-K	<input checked="" type="checkbox"/>
Assistant teacher degree	HSD + 12 ECE/CD credits	CDA or equivalent	<input checked="" type="checkbox"/>	CDA or equivalent	<input checked="" type="checkbox"/>
Staff professional development	20 hours/year; PD plans; coaching	For teachers: At least 15 hours/year	<input checked="" type="checkbox"/>	For teachers & assistants: At least 15 hours/year; individual PD plans; coaching	<input checked="" type="checkbox"/>
Maximum class size	18 (4-year-olds)	20 or lower	<input checked="" type="checkbox"/>	20 or lower	<input checked="" type="checkbox"/>
Staff-child ratio	1:9 (4-year-olds)	1:10 or better	<input checked="" type="checkbox"/>	1:10 or better	<input checked="" type="checkbox"/>
Screening & referral	Vision, hearing, health & more; Support services	Vision, hearing, health & at least one support service	<input checked="" type="checkbox"/>	Vision, hearing & health screenings; & referral	<input checked="" type="checkbox"/>
Meals	Lunch, snack	At least one meal/day	<input checked="" type="checkbox"/>	Discontinued	—
Monitoring/Continuous quality improvement system	Annual structured classroom observations; Improvement plan	Site visits	<input checked="" type="checkbox"/>	Structured classroom observation; program improvement plan	<input checked="" type="checkbox"/>
			10		
				10	

RESOURCES

Total state pre-K spending \$3,950,000
 Local match required? No
 State Head Start spending \$800,000
 State spending per child enrolled \$6,650
 All reported spending per child enrolled* \$10,506

* Pre-K programs may receive additional funds from federal or local sources that are not included in this figure.

** Head Start per-child spending includes funding only for 3- and 4-year-olds.

*** K-12 expenditures include capital spending as well as current operating expenditures.

SPENDING PER CHILD ENROLLED

