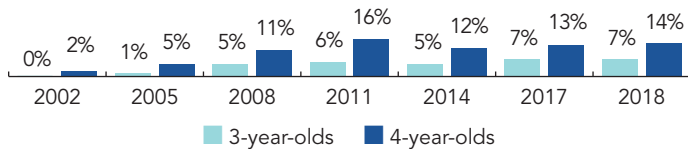
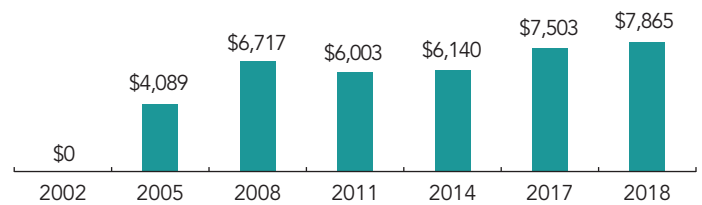


# Pennsylvania

PERCENT OF STATE POPULATION ENROLLED



STATE SPENDING PER CHILD ENROLLED  
(2018 DOLLARS)



## OVERVIEW

Pennsylvania preschool enrolled 30,527 children in 2017-2018, an increase of 1,694 children from the prior year. State funding totaled \$240,085,217, up \$23,741,761 (11%), adjusted for inflation, since last year. State spending per child equaled \$7,865 in 2017-2018, up \$361 from 2016-2017, adjusted for inflation. Pennsylvania met an average of 7 of 10 quality standards benchmarks.

## WHAT'S NEW

The Commonwealth of Pennsylvania was awarded a Preschool Development Grant Birth through Five award in 2018 for \$10.55 million to support Pennsylvania's Office of Child Development and Early Learning (OCDEL) in building an infrastructure to move OCDEL's strategic plan forward. The priority populations for initiatives funded by the grant are infants and toddlers, vulnerable children, children transitioning to kindergarten, migrant families, children with special needs, and the Early Childhood Education workforce.

## BACKGROUND

The Pennsylvania Department of Education oversees and conducts fiscal monitoring for four pre-kindergarten programs.

The Ready to Learn (RTL) Block Grant (formerly known as the Education Accountability Block Grant Program) is the smallest program of Pennsylvania's four pre-K programs. Launched in 2004, this program is funded through the school aid formula with 75% of funds targeted to children who have not achieved proficiency on the PA System for School Assessment test. School districts can opt to offer this program or choose from a list of other services.

The Pennsylvania Head Start Supplemental Assistance Program (PAHSSAP), launched in 2004, is the second largest program, and provides extended-day services for children attending federally funded Head Start programs, as well as additional Head Start slots. Programs must meet federal Head Start Performance Standards and programs in child care centers must participate in the Pennsylvania Quality Rating and Improvement System (QRIS). PAHSSAP programs are required to use CLASS, ECERS, or another locally selected tool to annually conduct structured observations of classroom quality. The program is monitored and administered by the OCDEL, which is accountable to the Pennsylvania Departments of Education and Human Services.

The Pennsylvania Four-Year-Old Kindergarten (K4) and School-based Prekindergarten programs (SBPK), the longest-running of the state's pre-K programs, are financed through the state's general fund. K4 launched in the 1990s as "kindergarten for four-year-olds" and funding now is available to any districts wishing to offer the programs, but enrollment is low. Policy decisions are decentralized to the local school district level.

The Pennsylvania Pre-K Counts Program (PAPKC) enrolls the most children of the four state pre-K programs and is available in the most school districts statewide. The program, launched in 2007 specifically to expand access to high-quality pre-K, can enroll children up to two years before they are eligible for kindergarten. Children living in households with incomes up to 300% FPL are eligible for PAPKC, although school districts may set lower income thresholds. A variety of programs—Head Start, child care, private schools and public school districts—are eligible to apply for funding awarded through competitive grants every five years. In the 2015-2016 school year, PAPKC guidelines were updated to require a meal for part-day programs and comprehensive developmental and health screenings and referrals. Site monitoring is conducted annually by program specialists and PAPKC programs are required to have an ECERS assessment annually, which may include self-assessments.

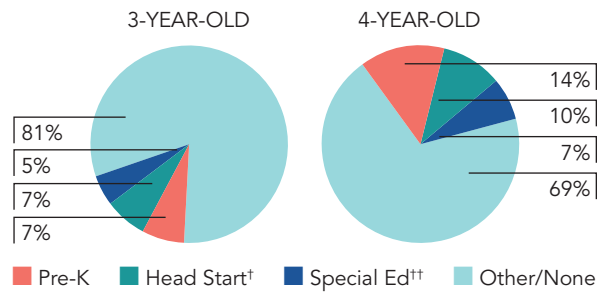
Pennsylvania's overall support for state-funded preschool, including enrollment and funding for all four programs, is depicted in the first two pages of this state profile. The third page focuses solely on RTL, the fourth page provides information on PAHSSAP, the fifth on K4/SBPK, and the sixth on PAPKC.

# PENNSYLVANIA STATE OVERVIEW

## ACCESS

Total state pre-K enrollment .....	30,527
Special education enrollment, ages 3 and 4 .....	23,501
Federally funded Head Start enrollment, ages 3 and 4 .....	24,338
State-funded Head Start enrollment, ages 3 and 4.....	5,365

## PERCENT OF POPULATION ENROLLED IN PUBLIC ECE

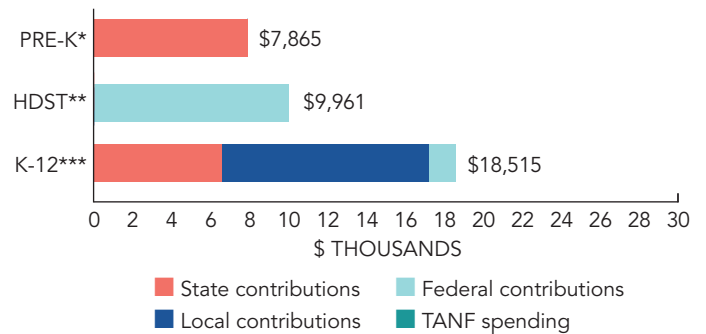


† Estimates children in Head Start not also enrolled in state pre-K.  
 †† Estimates children in special education not also enrolled in state pre-K or Head Start.

## RESOURCES

Total state pre-K spending .....	\$240,085,217
State Head Start spending .....	\$53,621,000
State spending per child enrolled .....	\$7,865
All reported spending per child enrolled* .....	\$7,865

## SPENDING PER CHILD ENROLLED



\* Pre-K programs may receive additional funds from federal or local sources that are not included in this figure.  
 \*\* Head Start per-child spending includes funding only for 3- and 4-year-olds.  
 \*\*\* K-12 expenditures include capital spending as well as current operating expenditures.

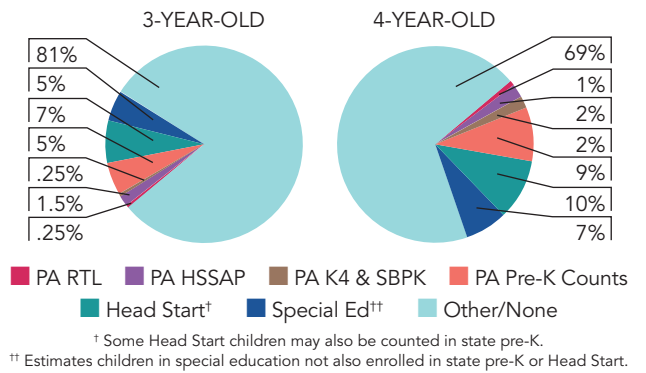
ACCESS RANKINGS		RESOURCE RANKINGS		TOTAL BENCHMARKS MET
4-YEAR-OLDS	3-YEAR-OLDS	STATE SPENDING	ALL REPORTED SPENDING	
31	14	7	16	7

# PENNSYLVANIA READY TO LEARN BLOCK GRANT

## ACCESS

Total state pre-K enrollment .....	1,572
School districts that offer state program .....	2%
Income requirement .....	No income requirement
Minimum hours of operation .....	2.5 hours/day; 5 days/week
Operating schedule .....	School or academic year

## PERCENT OF POPULATION ENROLLED IN PUBLIC ECE



## QUALITY STANDARDS CHECKLIST

POLICY	PA RTL REQUIREMENT	BENCHMARK	REQUIREMENT MEETS BENCHMARK?
Early learning & development standards	Comprehensive, aligned, supported, culturally sensitive	<b>Comprehensive, aligned, supported, culturally sensitive</b>	<input checked="" type="checkbox"/>
Curriculum supports	Approval process	<b>Approval process &amp; supports</b>	<input type="checkbox"/>
Teacher degree	BA (public); AA (nonpublic)	<b>BA</b>	<input type="checkbox"/>
Teacher specialized training	PK-4, B-3	<b>Specializing in pre-K</b>	<input checked="" type="checkbox"/>
Assistant teacher degree	Meets NCLB requirements	<b>CDA or equivalent</b>	<input type="checkbox"/>
Staff professional development	180 hours/5 years (teachers only); PD plans (some public teachers); Coaching (new public teachers)	<b>For teachers &amp; assistants: At least 15 hours/year; individual PD plans; coaching</b>	<input type="checkbox"/>
Maximum class size	20 (3- & 4-year-olds)	<b>20 or lower</b>	<input checked="" type="checkbox"/>
Staff-child ratio	1:10 (3- & 4-year-olds)	<b>1:10 or better</b>	<input checked="" type="checkbox"/>
Screening & referral	Determined locally	<b>Vision, hearing &amp; health screenings; &amp; referral</b>	<input type="checkbox"/>
Continuous quality improvement system	Observation required for Instructional I certified teachers only; Data used for program improvement	<b>Structured classroom observations; data used for program improvement</b>	<input type="checkbox"/>

For more information about the benchmarks, see the Executive Summary and Roadmap to State Profile Pages.

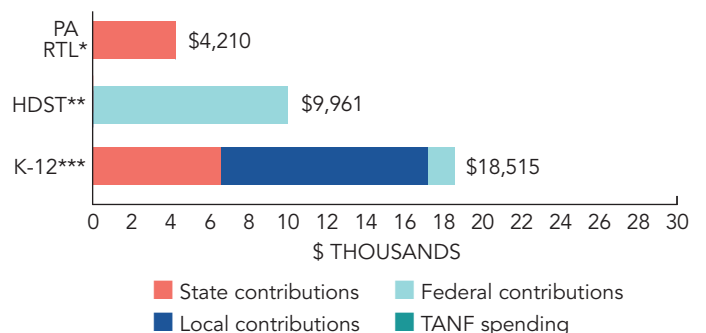
4

## RESOURCES

Total state pre-K spending .....	\$6,618,598
Local match required? .....	No
State spending per child enrolled .....	\$4,210
All reported spending per child enrolled* .....	\$4,210

\* Pre-K programs may receive additional funds from federal or local sources that are not included in this figure.  
 \*\* Head Start per-child spending includes funding only for 3- and 4-year-olds.  
 \*\*\* K-12 expenditures include capital spending as well as current operating expenditures.

## SPENDING PER CHILD ENROLLED

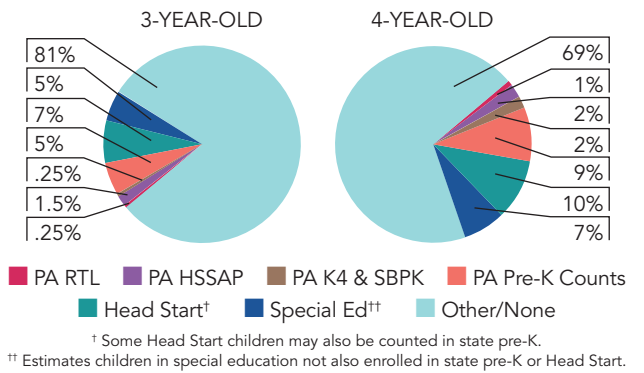


# PENNSYLVANIA HEAD START SUPPLEMENTAL ASSISTANCE PROGRAM

## ACCESS

Total state pre-K enrollment.....	5,651
School districts that offer state program.....	26%
Income requirement.....	100% FPL
Minimum hours of operation.....	3.5 hours/day
Operating schedule.....	Determined locally

## PERCENT OF POPULATION ENROLLED IN PUBLIC ECE



## QUALITY STANDARDS CHECKLIST

POLICY	PA HSSAP REQUIREMENT	BENCHMARK	REQUIREMENT MEETS BENCHMARK?
Early learning & development standards	Comprehensive, aligned, supported, culturally sensitive	<b>Comprehensive, aligned, supported, culturally sensitive</b>	<input checked="" type="checkbox"/>
Curriculum supports	Approval process	<b>Approval process &amp; supports</b>	<input type="checkbox"/>
Teacher degree	AA	<b>BA</b>	<input type="checkbox"/>
Teacher specialized training	ECE	<b>Specializing in pre-K</b>	<input checked="" type="checkbox"/>
Assistant teacher degree	CDA	<b>CDA or equivalent</b>	<input checked="" type="checkbox"/>
Staff professional development	15 hours/year	<b>For teachers &amp; assistants: At least 15 hours/year; individual PD plans; coaching</b>	<input type="checkbox"/>
Maximum class size	20 (3- & 4-year-olds)	<b>20 or lower</b>	<input checked="" type="checkbox"/>
Staff-child ratio	1:10 (3- & 4-year-olds)	<b>1:10 or better</b>	<input checked="" type="checkbox"/>
Screening & referral	Vision, hearing, health & more	<b>Vision, hearing &amp; health screenings; &amp; referral</b>	<input checked="" type="checkbox"/>
Continuous quality improvement system	Structured classroom observations; Data used for program improvement at the local level only	<b>Structured classroom observations; data used for program improvement</b>	<input type="checkbox"/>

For more information about the benchmarks, see the Executive Summary and Roadmap to State Profile Pages.

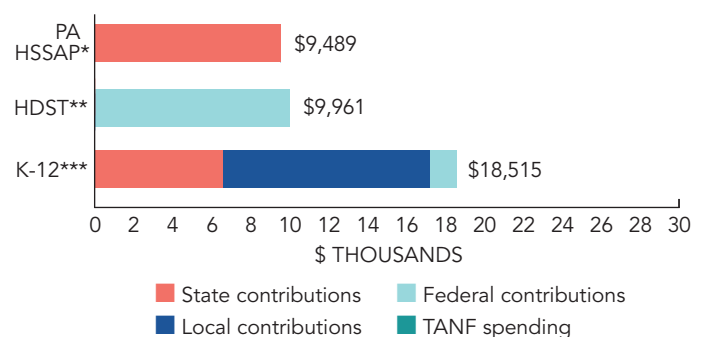
6

## RESOURCES

Total state pre-K spending.....	\$53,621,000
Local match required?.....	No
State spending per child enrolled.....	\$9,489
All reported spending per child enrolled*.....	\$9,489

\* Pre-K programs may receive additional funds from federal or local sources that are not included in this figure.  
 \*\* Head Start per-child spending includes funding only for 3- and 4-year-olds.  
 \*\*\* K-12 expenditures include capital spending as well as current operating expenditures.

## SPENDING PER CHILD ENROLLED

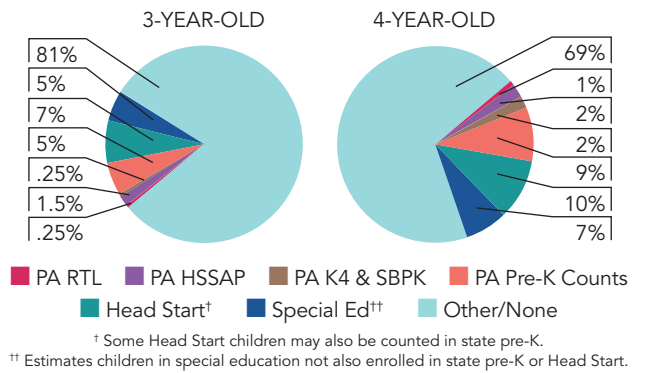


# PENNSYLVANIA KINDERGARTEN FOR FOUR-YEAR-OLDS AND SCHOOL-BASED PRE-K

## ACCESS

Total state pre-K enrollment .....	2,630
School districts that offer state program .....	19%
Income requirement .....	No income requirement
Minimum hours of operation .....	2.5 hours/day; 5 days/week
Operating schedule .....	School or academic year

## PERCENT OF POPULATION ENROLLED IN PUBLIC ECE



## QUALITY STANDARDS CHECKLIST

POLICY	PA K4 & SBPK REQUIREMENT	BENCHMARK	REQUIREMENT MEETS BENCHMARK?
Early learning & development standards	Comprehensive, aligned, supported, culturally sensitive	<b>Comprehensive, aligned, supported, culturally sensitive</b>	<input checked="" type="checkbox"/>
Curriculum supports	Approval process	<b>Approval process &amp; supports</b>	<input type="checkbox"/>
Teacher degree	BA	<b>BA</b>	<input checked="" type="checkbox"/>
Teacher specialized training	PK-4, K-6, (public); PK-4, B-3 (nonpublic)	<b>Specializing in pre-K</b>	<input type="checkbox"/>
Assistant teacher degree	None (K4); Meets NCLB requirements (SBPK)	<b>CDA or equivalent</b>	<input type="checkbox"/>
Staff professional development	180 hours/5 years (SBPK public teachers only); PD plans (some public teachers); Coaching (new teachers)	<b>For teachers &amp; assistants: At least 15 hours/year; individual PD plans; coaching</b>	<input type="checkbox"/>
Maximum class size	SBPK: 20 (3- & 4-year-olds); K4: No limit	<b>20 or lower</b>	<input type="checkbox"/>
Staff-child ratio	SBPK: 1:10 (3- & 4-year-olds); K4: No limit	<b>1:10 or better</b>	<input type="checkbox"/>
Screening & referral	Vision, hearing, health & more	<b>Vision, hearing &amp; health screenings; &amp; referral</b>	<input checked="" type="checkbox"/>
Continuous quality improvement system	Observation required for Instructional I certified teachers only; Data used for program improvement	<b>Structured classroom observations; data used for program improvement</b>	<input type="checkbox"/>

3

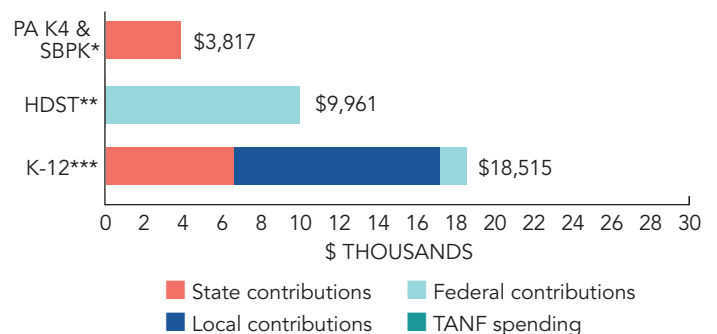
For more information about the benchmarks, see the Executive Summary and Roadmap to State Profile Pages.

## RESOURCES

Total state pre-K spending .....	\$10,039,352
Local match required? .....	No
State spending per child enrolled .....	\$3,817
All reported spending per child enrolled* .....	\$3,817

\* Pre-K programs may receive additional funds from federal or local sources that are not included in this figure.  
 \*\* Head Start per-child spending includes funding only for 3- and 4-year-olds.  
 \*\*\* K-12 expenditures include capital spending as well as current operating expenditures.

## SPENDING PER CHILD ENROLLED

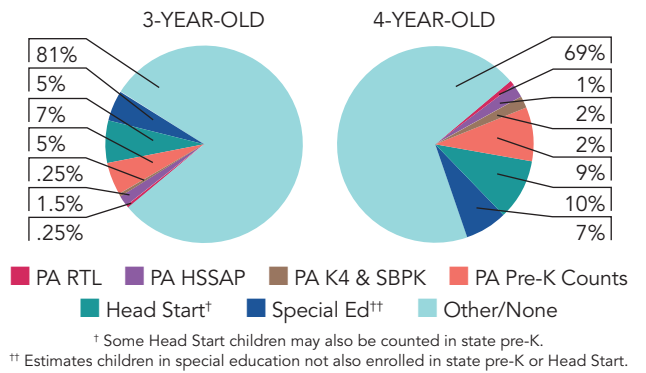


# PENNSYLVANIA PRE-K COUNTS

## ACCESS

Total state pre-K enrollment .....	20,674
School districts that offer state program .....	92%
Income requirement .....	300% FPL
Minimum hours of operation .....	2.5 hours/day; 5 days/week
Operating schedule .....	School or academic year

## PERCENT OF POPULATION ENROLLED IN PUBLIC ECE



## QUALITY STANDARDS CHECKLIST

POLICY	PA PKC REQUIREMENT	BENCHMARK	REQUIREMENT MEETS BENCHMARK?
Early learning & development standards	Comprehensive, aligned, supported, culturally sensitive	Comprehensive, aligned, supported, culturally sensitive	<input checked="" type="checkbox"/>
Curriculum supports	Approval process & supports	Approval process & supports	<input checked="" type="checkbox"/>
Teacher degree	BA	BA	<input checked="" type="checkbox"/>
Teacher specialized training	PK-4, B-4	Specializing in pre-K	<input checked="" type="checkbox"/>
Assistant teacher degree	Meets NCLB requirements	CDA or equivalent	<input type="checkbox"/>
Staff professional development	180 hours/5 years (teachers only); PD plans (some teachers and assistant teachers per QRIS); Coaching (new teachers)	For teachers & assistants: At least 15 hours/year; individual PD plans; coaching	<input type="checkbox"/>
Maximum class size	20 (3- & 4-year-olds)	20 or lower	<input checked="" type="checkbox"/>
Staff-child ratio	1:10 (3- & 4-year-olds)	1:10 or better	<input checked="" type="checkbox"/>
Screening & referral	Vision, hearing, health & more	Vision, hearing & health screenings; & referral	<input checked="" type="checkbox"/>
Continuous quality improvement system	Structured classroom observations; Data used for program improvement	Structured classroom observations; data used for program improvement	<input checked="" type="checkbox"/>

For more information about the benchmarks, see the Executive Summary and Roadmap to State Profile Pages.



## RESOURCES

Total state pre-K spending .....	\$169,806,267
Local match required? .....	No
State spending per child enrolled .....	\$8,214
All reported spending per child enrolled* .....	\$8,214

\* Pre-K programs may receive additional funds from federal or local sources that are not included in this figure.  
 \*\* Head Start per-child spending includes funding only for 3- and 4-year-olds.  
 \*\*\* K-12 expenditures include capital spending as well as current operating expenditures.

## SPENDING PER CHILD ENROLLED

