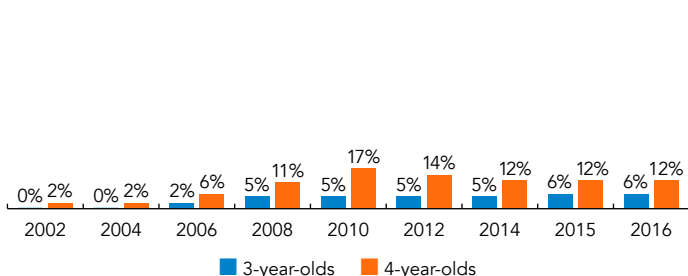
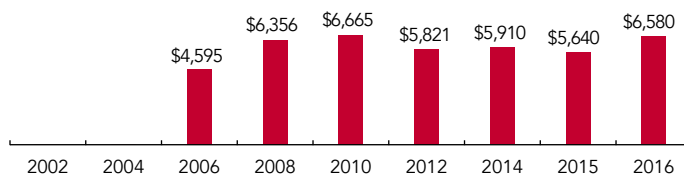


Pennsylvania

PERCENT OF STATE POPULATION ENROLLED



STATE SPENDING PER CHILD ENROLLED
(2016 DOLLARS)



The Commonwealth of Pennsylvania (PA) currently serves pre-kindergarten-age children via four different pre-kindergarten programs: The Pennsylvania Four-Year-Old Kindergarten and School-based Prekindergarten programs (K4/SBPK), the Ready to Learn (RTL) Block Grant (known prior to the 2014-2015 school year as the Accountability Block Grant Program), the Pennsylvania Head Start Supplemental Assistance Program (PAHSSAP), and the Pennsylvania Pre-K Counts Program (PAPKC). The PA Department of Education provides oversight for each of these programs. Policy for the PAPKC and PAHSSAP is developed by the Department of Education, but the Office of Child Development and Early Learning (OCDEL, an office jointly accountable to the Departments of Education and Human Services) administers and monitors these programs.

The prekindergarten programs in PA with the most longevity are the K4/SBPK programs, which are funded through the state's general fund. Funds are available to districts wishing to offer these programs, and in the 2015-2016 school year, just over 18% of school districts offered pre-K through the K4/SBPK program. Many of the policy decisions for this program are decentralized to individual school districts at the local level.

During the 2004-2005 school year, Pennsylvania authorized its second prekindergarten program, the Education Accountability Block Grant, now called the Ready to Learn Block Grant. RTL is funded through a state aid formula, with 75% of funds targeted to serving children who have not achieved proficiency on the PA System for School Assessment test. School districts can opt to offer this pre-K program or choose from a list of other approved services. In the 2015-2016 school year, the state budget impasse significantly delayed the release of the Ready to Learn applications; therefore, funds were provided to districts without the annual reporting requirements and hence no specific program data is available for the 2015-2016 school year. Funding and enrollment data from the 2016-2017 school year were used to complete this year's survey.

The PAHSSAP was also created during the 2004-2005 school year, with an original investment of \$15 million. The PAHSSAP provides extended-day services for federally funded Head Start children, as well as additional slots in Head Start programs. All programs are required to meet the federal Head Start Performance Standards. After a state budget impasse, \$4.8 million in expansion funding which included a COLA increase was awarded in 2015-2016.

The PAPKC Program was created in the 2007-2008 school year, with the intention of further expanding access within the commonwealth to high-quality pre-kindergarten programs. PAPKC serves children who are income-eligible at 300% FPL, though districts have the option to set lower income thresholds. PAPKC programs can also serve children up to two years before their locally determined kindergarten entry age, though individual programs have the flexibility to make decisions based on local demand.

PAPKC funds are awarded on a competitive basis every five years, with the most recent re-bidding occurring in 2013. Programs from a variety of auspices (e.g., Head Start, child care, private academic schools and school districts) can apply for PAPKC funding. In 2014, the legislature awarded additional funds to expand PAPKC slots. In the 2015-2016 school year, PAPKC received expansion funding but not until after a significant budget impasse. Programs' expansion funds were 25% of their awarded amount for the 2015-2016 school year, however expansion programming did not begin until after January 2016. In the 2015-2016 school year, changes in non-regulatory guidance updates included a meal requirement for part-day programs and the inclusion of comprehensive (developmental, behavioral, vision, hearing, and health) screenings and referrals, if necessary. In 2016-2017, policies on inclusion and expulsion will be released.

Fiscal monitoring is required of each grantee in all four programs and is conducted by the state. For the HSSAP and PAPKC programs, onsite monitoring is conducted annually by program specialists. Additionally, PAHSSAP programs are required to use either CLASS, ECERS, or another locally selected tool to annually conduct structured observations of classroom quality, and PAPKC programs are required to have an ECERS assessment annually. In the 2016-2017 school year, the ECERS-3 will be implemented. In addition, PAPKC and PAHSSAP programs are required to regularly input program and child assessment data into the statewide data system. Outcomes from ongoing child assessment are collected twice annually, using a tool approved by OCDEL.

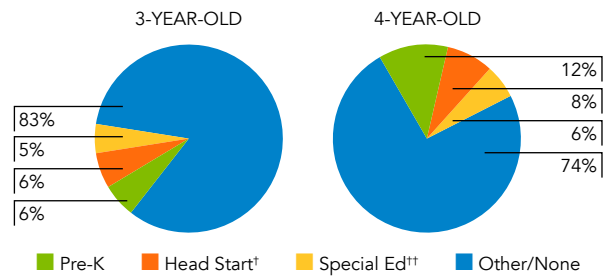
The first two pages of this state profile provide data on the commonwealth's commitment and contributions to serving children in state-funded pre-K programs, including state expenditures and enrollment data, aggregated across the four programs. The subsequent pages provide disaggregated data for each individual program.

PENNSYLVANIA STATE OVERVIEW

ACCESS

Total state pre-K enrollment.....	26,803
Special education enrollment, ages 3 and 4	21,441
Federally funded Head Start enrollment, ages 3 and 4	25,059
State-funded Head Start enrollment, ages 3 and 4.....	5,187

STATE PRE-K AND HEAD START ENROLLMENT AS PERCENTAGE OF TOTAL POPULATION

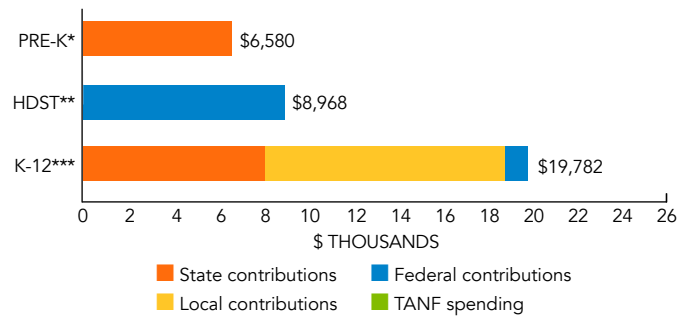


† Some Head Start children may also be counted in state pre-K.
 ** Estimates children in special education not also enrolled in state pre-K or Head Start.

RESOURCES

Total state pre-K spending	\$176,357,841
State Head Start spending	\$43,517,672
State spending per child enrolled	\$6,580
All reported spending per child enrolled*	\$6,580

SPENDING PER CHILD ENROLLED



* Pre-K programs may receive additional funds from federal or local sources that are not included in this figure.
 ** Head Start per-child spending includes funding only for 3- and 4-year-olds.
 *** K-12 expenditures include capital spending as well as current operating expenditures.

ACCESS RANKINGS	
4-YEAR-OLDS	3-YEAR-OLDS
30	15

RESOURCE RANKINGS	
STATE SPENDING	ALL REPORTED SPENDING
11	23

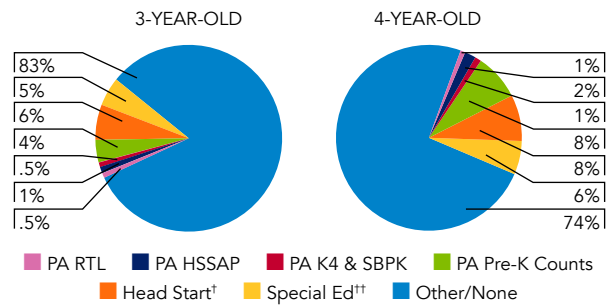
TOTAL BENCHMARKS MET	
CURRENT STANDARDS	NEW STANDARDS
8.2	6.1

PENNSYLVANIA READY TO LEARN BLOCK GRANT

ACCESS

Total state pre-K enrollment.....	2,050
School districts that offer state program.....	4%
Income requirement.....	No income requirement [†]
Minimum hours of operation.....	2.5 hours/day; 5 days/week
Operating schedule.....	School or academic year
Special education enrollment, ages 3 and 4.....	21,441
Federally funded Head Start enrollment, ages 3 and 4.....	25,059

STATE PRE-K AND HEAD START ENROLLMENT AS PERCENTAGE OF TOTAL POPULATION



[†] Some Head Start children may also be counted in state pre-K.
^{††} Estimates children in special education not also enrolled in state pre-K or Head Start.

QUALITY STANDARDS CHECKLIST

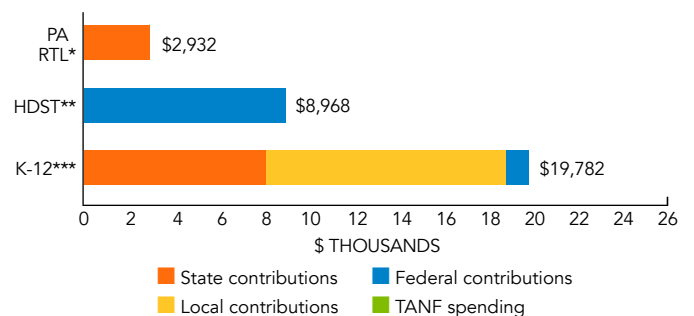
POLICY	PA RTL REQUIREMENT	CURRENT BENCHMARK	MEETS CURRENT BENCHMARK?	NEW BENCHMARK	MEETS NEW BENCHMARK?
Early learning & development standards	Comprehensive, aligned with other state standards, supported, culturally sensitive	Comprehensive	<input checked="" type="checkbox"/>	Comprehensive, aligned, supported, culturally sensitive	<input type="checkbox"/>
Curriculum supports	Approval process	New in 2015-2016	<input type="checkbox"/>	Approval process & supports	<input type="checkbox"/>
Teacher degree	BA (public); AA (nonpublic)	BA	<input type="checkbox"/>	BA	<input type="checkbox"/>
Teacher specialized training	PK-4, B-3	Specializing in pre-K	<input checked="" type="checkbox"/>	Specializing in pre-K	<input checked="" type="checkbox"/>
Assistant teacher degree	Meets NCLB requirements ⁶	CDA or equivalent	<input type="checkbox"/>	CDA or equivalent	<input type="checkbox"/>
Staff professional development	180 hours/5 years (teachers only); PD plans (public teachers only); coaching (new public teachers)	For teachers: At least 15 hours/year	<input checked="" type="checkbox"/>	For teachers & assistants: At least 15 hours/year; individual PD plans; coaching	<input type="checkbox"/>
Maximum class size	20 (3- & 4-year-olds)	20 or lower	<input checked="" type="checkbox"/>	20 or lower	<input checked="" type="checkbox"/>
Staff-child ratio	1:10 (3- & 4-year-olds)	1:10 or better	<input checked="" type="checkbox"/>	1:10 or better	<input checked="" type="checkbox"/>
Screening & referral	Determined locally	Vision, hearing, health & at least one support service	<input type="checkbox"/>	Vision, hearing & health screenings; & referral	<input type="checkbox"/>
Meals	None	At least one meal/day	<input type="checkbox"/>	Discontinued	<input type="checkbox"/>
Monitoring/Continuous quality improvement system	Other monitoring	Site visits	<input type="checkbox"/>	Structured classroom observation; program improvement plan	<input type="checkbox"/>
			5		
				3	

RESOURCES

Total state pre-K spending.....	\$6,010,765
Local match required?.....	No
State spending per child enrolled.....	\$2,932
All reported spending per child enrolled*.....	\$2,932

* Pre-K programs may receive additional funds from federal or local sources that are not included in this figure.
 ** Head Start per-child spending includes funding only for 3- and 4-year-olds.
 *** K-12 expenditures include capital spending as well as current operating expenditures.

SPENDING PER CHILD ENROLLED

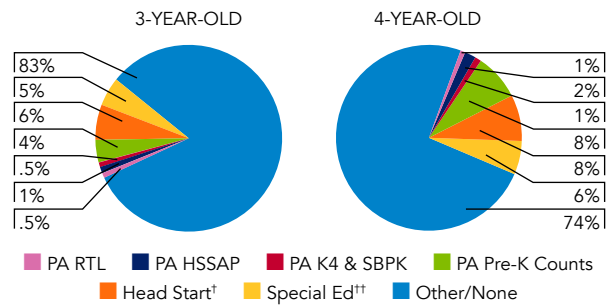


PENNSYLVANIA HEAD START SUPPLEMENTAL ASSISTANCE PROGRAM

ACCESS

Total state pre-K enrollment.....	5,650
School districts that offer state program	26%
Income requirement	100% FPL
Minimum hours of operation.....	3.5 hours/day
Operating schedule.....	Determined locally
Special education enrollment, ages 3 and 4	21,441
Federally funded Head Start enrollment, ages 3 and 4	25,059

STATE PRE-K AND HEAD START ENROLLMENT AS PERCENTAGE OF TOTAL POPULATION



† Some Head Start children may also be counted in state pre-K.
 †† Estimates children in special education not also enrolled in state pre-K or Head Start.

QUALITY STANDARDS CHECKLIST

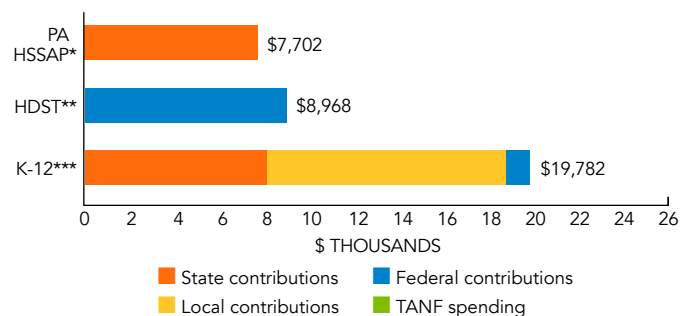
POLICY	PA HSSAP REQUIREMENT	CURRENT BENCHMARK	MEETS CURRENT BENCHMARK?	NEW BENCHMARK	MEETS NEW BENCHMARK?
Early learning & development standards	Comprehensive, aligned, supported, culturally sensitive	Comprehensive	<input checked="" type="checkbox"/>	Comprehensive, aligned, supported, culturally sensitive	<input checked="" type="checkbox"/>
Curriculum supports	Approval process	New in 2015-2016	—	Approval process & supports	<input type="checkbox"/>
Teacher degree	AA ⁵	BA	<input type="checkbox"/>	BA	<input type="checkbox"/>
Teacher specialized training	PK-4, B-3	Specializing in pre-K	<input checked="" type="checkbox"/>	Specializing in pre-K	<input checked="" type="checkbox"/>
Assistant teacher degree	CDA ⁵	CDA or equivalent	<input checked="" type="checkbox"/>	CDA or equivalent	<input checked="" type="checkbox"/>
Staff professional development	15 hours/year	For teachers: At least 15 hours/year	<input checked="" type="checkbox"/>	For teachers & assistants: At least 15 hours/year; individual PD plans; coaching	<input type="checkbox"/>
Maximum class size	20 (3- & 4-year-olds)	20 or lower	<input checked="" type="checkbox"/>	20 or lower	<input checked="" type="checkbox"/>
Staff-child ratio	1:10 (3- & 4-year-olds)	1:10 or better	<input checked="" type="checkbox"/>	1:10 or better	<input checked="" type="checkbox"/>
Screening & referral	Vision, hearing, health & more; Support services	Vision, hearing, health & at least one support service	<input checked="" type="checkbox"/>	Vision, hearing & health screenings; & referral	<input checked="" type="checkbox"/>
Meals	Lunch & either breakfast or snack	At least one meal/day	<input checked="" type="checkbox"/>	Discontinued	—
Monitoring/Continuous quality improvement system	Annual structured classroom observations in randomly selected classrooms; Improvement plan	Site visits	<input checked="" type="checkbox"/>	Structured classroom observation; program improvement plan	<input type="checkbox"/>
			9		
				6	

RESOURCES

Total state pre-K spending	\$43,517,672
Local match required?	No
State spending per child enrolled	\$7,702
All reported spending per child enrolled*	\$7,702

* Pre-K programs may receive additional funds from federal or local sources that are not included in this figure.
 ** Head Start per-child spending includes funding only for 3- and 4-year-olds.
 *** K-12 expenditures include capital spending as well as current operating expenditures.

SPENDING PER CHILD ENROLLED

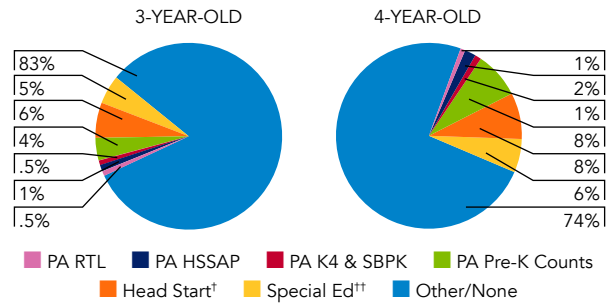


PENNSYLVANIA KINDERGARTEN FOR FOUR-YEAR-OLDS AND SCHOOL-BASED PRE-K

ACCESS

Total state pre-K enrollment.....	1,988 ¹
School districts that offer state program	18%
Income requirement	No income requirement
Minimum hours of operation.....	2.5 hours/day; 5 days/week
Operating schedule.....	School or academic year
Special education enrollment, ages 3 and 4	21,411
Federally funded Head Start enrollment, ages 3 and 4	25,059

STATE PRE-K AND HEAD START ENROLLMENT AS PERCENTAGE OF TOTAL POPULATION



¹ Some Head Start children may also be counted in state pre-K.
^{††} Estimates children in special education not also enrolled in state pre-K or Head Start.

QUALITY STANDARDS CHECKLIST

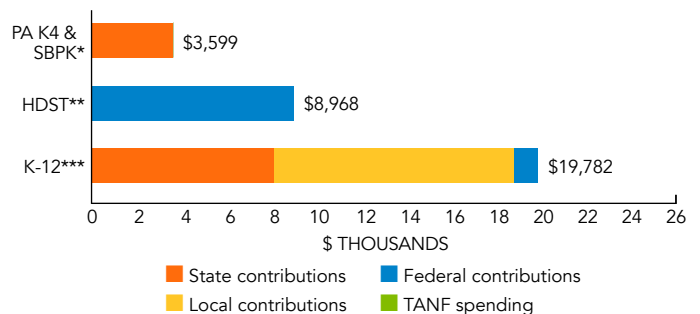
POLICY	PA K4 & SBPK REQUIREMENT	CURRENT BENCHMARK	MEETS CURRENT BENCHMARK?	NEW BENCHMARK	MEETS NEW BENCHMARK?
Early learning & development standards	Comprehensive, aligned with other state standards, supported, culturally sensitive	Comprehensive	<input checked="" type="checkbox"/>	Comprehensive, aligned, supported, culturally sensitive	<input type="checkbox"/>
Curriculum supports	Approval process	New in 2015-2016	<input type="checkbox"/>	Approval process & supports	<input type="checkbox"/>
Teacher degree	BA	BA	<input checked="" type="checkbox"/>	BA	<input checked="" type="checkbox"/>
Teacher specialized training	PK-4, K-6 (public); PK-4, B-3 (nonpublic)	Specializing in pre-K	<input type="checkbox"/>	Specializing in pre-K	<input type="checkbox"/>
Assistant teacher degree	None (K4); Meets NCLB requirements (SBPK) ⁸	CDA or equivalent	<input type="checkbox"/>	CDA or equivalent	<input type="checkbox"/>
Staff professional development	180 hours/5 years (SBPK public teachers only); coaching (new teachers)	For teachers: At least 15 hours/year	<input type="checkbox"/>	For teachers & assistants: At least 15 hours/year; individual PD plans; coaching	<input type="checkbox"/>
Maximum class size	SBPK: 20 (3- & 4-year-olds); K4: No limit	20 or lower	<input type="checkbox"/>	20 or lower	<input type="checkbox"/>
Staff-child ratio	SBPK: 1:10 (3- & 4-year-olds); K4: No limit	1:10 or better	<input type="checkbox"/>	1:10 or better	<input type="checkbox"/>
Screening & referral	Vision, hearing, health & more	Vision, hearing, health & at least one support service	<input type="checkbox"/>	Vision, hearing & health screenings; & referral	<input checked="" type="checkbox"/>
Meals	None	At least one meal/day	<input type="checkbox"/>	Discontinued	<input type="checkbox"/>
Monitoring/Continuous quality improvement system	None	Site visits	<input type="checkbox"/>	Structured classroom observation; program improvement plan	<input type="checkbox"/>
			<input checked="" type="checkbox"/>		

RESOURCES

Total state pre-K spending	\$7,155,172
Local match required?	No
State spending per child enrolled	\$3,599
All reported spending per child enrolled*	\$3,599

* Pre-K programs may receive additional funds from federal or local sources that are not included in this figure.
 ** Head Start per-child spending includes funding only for 3- and 4-year-olds.
 *** K-12 expenditures include capital spending as well as current operating expenditures.

SPENDING PER CHILD ENROLLED

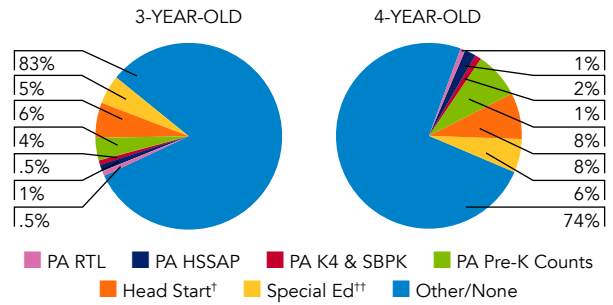


PENNSYLVANIA PRE-K COUNTS

ACCESS

Total state pre-K enrollment.....	17,115
School districts that offer state program	90%
Income requirement	300% FPL
Minimum hours of operation.....	2.5 hours/day; 5 days/week
Operating schedule.....	180 days/year
Special education enrollment, ages 3 and 4	21,441
Federally funded Head Start enrollment, ages 3 and 4	25,059

STATE PRE-K AND HEAD START ENROLLMENT AS PERCENTAGE OF TOTAL POPULATION



† Some Head Start children may also be counted in state pre-K.
 †† Estimates children in special education not also enrolled in state pre-K or Head Start.

QUALITY STANDARDS CHECKLIST

POLICY	PA PKC REQUIREMENT	CURRENT BENCHMARK	MEETS CURRENT BENCHMARK?	NEW BENCHMARK	MEETS NEW BENCHMARK?
Early learning & development standards	Comprehensive, aligned, supported, culturally sensitive	Comprehensive	<input checked="" type="checkbox"/>	Comprehensive, aligned, supported, culturally sensitive	<input checked="" type="checkbox"/>
Curriculum supports	Approval process & supports	New in 2015-2016	—	Approval process & supports	<input checked="" type="checkbox"/>
Teacher degree	BA	BA	<input checked="" type="checkbox"/>	BA	<input checked="" type="checkbox"/>
Teacher specialized training	PK-4, B-3	Specializing in pre-K	<input checked="" type="checkbox"/>	Specializing in pre-K	<input checked="" type="checkbox"/>
Assistant teacher degree	Meets NCLB requirements ¹¹	CDA or equivalent	<input type="checkbox"/>	CDA or equivalent	<input type="checkbox"/>
Staff professional development	180 hours/5 years (teachers only); coaching (new teachers)	For teachers: At least 15 hours/year	<input checked="" type="checkbox"/>	For teachers & assistants: At least 15 hours/year; individual PD plans; coaching	<input type="checkbox"/>
Maximum class size	20 (3- & 4-year-olds)	20 or lower	<input checked="" type="checkbox"/>	20 or lower	<input checked="" type="checkbox"/>
Staff-child ratio	1:10 (3- & 4-year-olds)	1:10 or better	<input checked="" type="checkbox"/>	1:10 or better	<input checked="" type="checkbox"/>
Screening & referral	Vision, hearing, health & more; Support services	Vision, hearing, health & at least one support service	<input checked="" type="checkbox"/>	Vision, hearing & health screenings; & referral	<input checked="" type="checkbox"/>
Meals	At least one meal/day	At least one meal/day	<input checked="" type="checkbox"/>	Discontinued	—
Monitoring/Continuous quality improvement system	Annual structured classroom observations in randomly selected classrooms; Improvement plan	Site visits	<input checked="" type="checkbox"/>	Structured classroom observation; program improvement plan	<input type="checkbox"/>
			9		
				7	

RESOURCES

Total state pre-K spending	\$119,674,232
Local match required?	No
State spending per child enrolled	\$6,992
All reported spending per child enrolled*	\$6,992

* Pre-K programs may receive additional funds from federal or local sources that are not included in this figure.
 ** Head Start per-child spending includes funding only for 3- and 4-year-olds.
 *** K-12 expenditures include capital spending as well as current operating expenditures.

SPENDING PER CHILD ENROLLED

