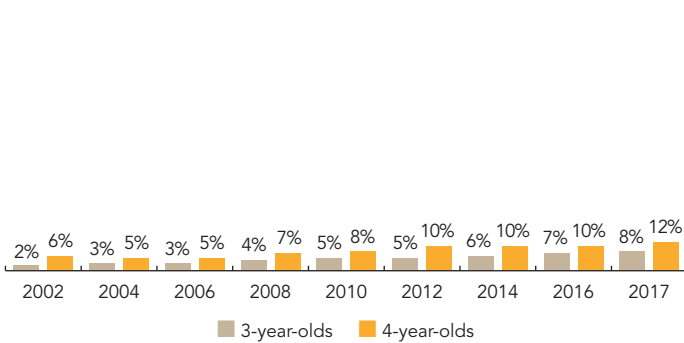
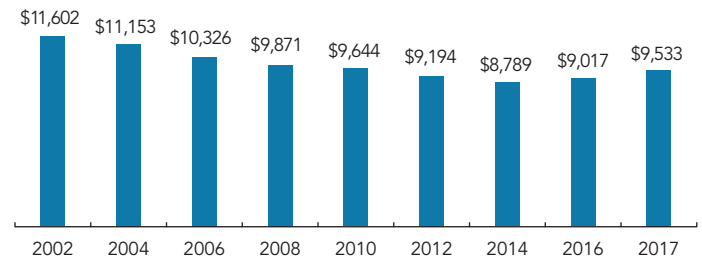


# Oregon

PERCENT OF STATE POPULATION ENROLLED



STATE SPENDING PER CHILD ENROLLED  
(2017 DOLLARS)



Established in 1987, the Oregon Head Start Prekindergarten (OHSP) program provides comprehensive child and family development services for 3- and 4-year-old children from low-income families. In 1992, a state-federal partnership was formalized between the Region X Office of Head Start and the Oregon Department of Education to support a collaborative Head Start and state prekindergarten system, which later expanded to serve additional Head Start-eligible children.

OHSP programs operate using federal and/or state funds. To provide state funding for the program, general fund dollars are allocated on a biennial basis by the state legislature. OHSP program funding is available to a number of organizations. Nonsectarian private and public organizations not receiving federal Head Start funding, including public schools, private agencies, community action agencies, government agencies, and colleges and universities, have been awarded competitive state prekindergarten funds.

In 2016-2017, enrollment in OHSP programs increased slightly. Approximately 22% of OHSP children were served in public settings, and 78% of children were in Head Start settings. Programs ensure children receive services in inclusive settings, with almost 18% of enrolled students qualifying for and receiving special education services in regular classrooms. Federal Head Start Performance Standards must be followed, and all programs must meet monitoring requirements.

The Oregon Department of Education implemented Teaching Strategies GOLD as the primary developmental assessment tool, requiring its use by all State Head Start Prekindergarten programs beginning July 2012. No formal evaluation has been conducted of the Oregon Head Start Prekindergarten program to date. Program quality is monitored by the Early Learning Division of the Oregon Department of Education through ongoing communication with grantees and the Regional Office of Head Start. Evaluations are conducted on site for every grantee every three years, either through the Oregon Department of Education and/or the Office of Head Start, though additional site visits are conducted as needed. Regardless of funding source, all children enrolled in the OHSP programs receive unique identifier numbers so that children's developmental progress can be followed as they enter the K-12 system.

Beginning in fall 2016, Oregon began an additional state-funded preschool program called Preschool Promise which is overseen by the Early Learning Division. This program was created via new legislation and funding to develop and implement a mixed-delivery preschool program for children from families with incomes up to 200% of federal poverty level. The mixed-delivery model recognizes that high-quality learning experiences can take place in a wide variety of settings, and families should be able to choose the setting that works best for them and their children. In the first year of implementation, the program was funded to serve 1,300 three- and four-year-old children. Funding for Preschool Promise goes directly to Early Learning Hubs which can then subcontract with public schools, child care, Head Start, Relief Nurseries, Education Service Districts, and other community-based organizations.

In 2012, Oregon adopted the Head Start Child Development Early Learning Framework (now the Head Start Early Learning Outcomes Framework), which is currently being aligned with Common Core State Standards for K-12. More recently, Oregon adopted the Oregon Early Learning and Kindergarten Guidelines. Both sets of early learning standards are used by OHSP and Preschool Promise.

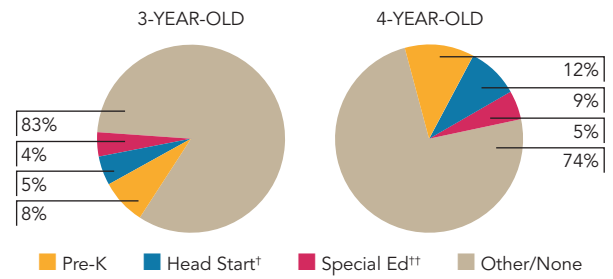
Oregon's general contribution and commitment to state-funded preschool for both OHSP and Preschool Promise are summarized in the first two pages of this state profile. OHSP is the focus of the third page, and the fourth pages covers Preschool Promise.

## OREGON STATE OVERVIEW

### ACCESS

Total state pre-K enrollment.....	9,456
Special education enrollment, ages 3 and 4 .....	6,881
Federally funded Head Start enrollment, ages 3 and 4 .....	6,674
State-funded Head Start enrollment, ages 3 and 4.....	8,156

STATE PRE-K AND HEAD START ENROLLMENT AS PERCENTAGE OF TOTAL POPULATION

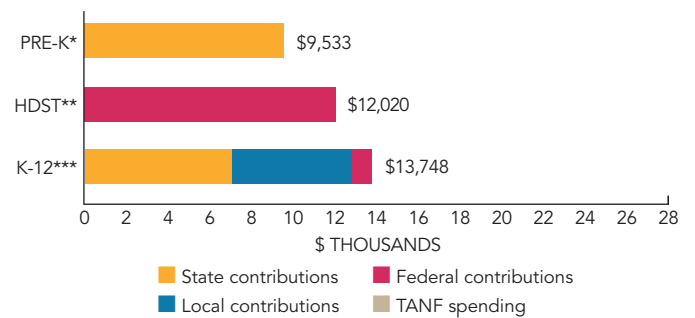


† Estimates children in Head Start not also enrolled in state pre-K.  
 \*\* Estimates children in special education not also enrolled in state pre-K or Head Start.

### RESOURCES

Total state pre-K spending .....	\$90,146,488
State Head Start spending .....	\$72,646,488
State spending per child enrolled .....	\$9,533
All reported spending per child enrolled* .....	\$9,533

SPENDING PER CHILD ENROLLED



\* Pre-K programs may receive additional funds from federal or local sources that are not included in this figure.  
 \*\* Head Start per-child spending includes funding only for 3- and 4-year-olds.  
 \*\*\* K-12 expenditures include capital spending as well as current operating expenditures.

ACCESS RANKINGS	
4-YEAR-OLDS	3-YEAR-OLDS
31	12

RESOURCE RANKINGS	
STATE SPENDING	ALL REPORTED SPENDING
3	5

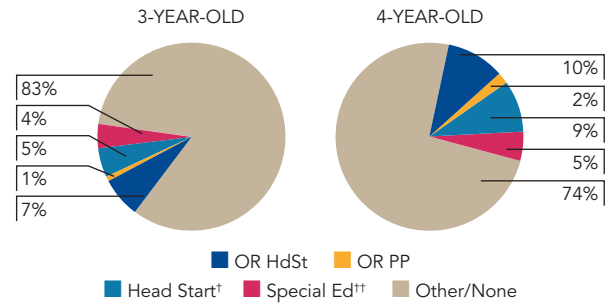
TOTAL BENCHMARKS MET	
CURRENT STANDARDS	NEW STANDARDS
8.9	7.7

# OREGON HEAD START PREKINDERGARTEN

## ACCESS

Total state pre-K enrollment ..... 8,156  
 School districts that offer state program ..... 100% (counties/parishes)  
 Income requirement ..... 100% FPL  
 Minimum hours of operation ..... 3.5 hours/day  
 Operating schedule ..... School or academic year

STATE PRE-K AND HEAD START ENROLLMENT AS PERCENTAGE OF TOTAL POPULATION



\* Estimates children in Head Start not also enrolled in state pre-K.  
 \*\* Estimates children in special education not also enrolled in state pre-K or Head Start.

## QUALITY STANDARDS CHECKLIST

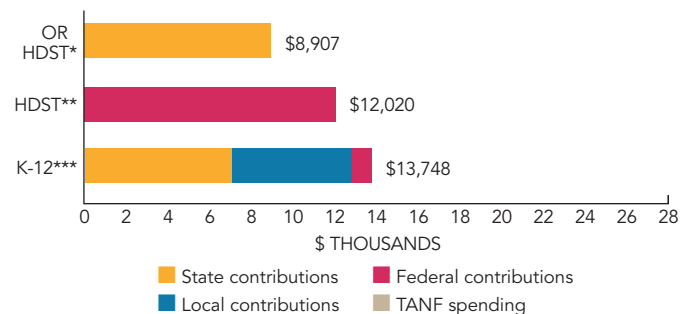
POLICY	OR HDST REQUIREMENT	CURRENT BENCHMARK	MEETS CURRENT BENCHMARK?	NEW BENCHMARK	MEETS NEW BENCHMARK?
Early learning & development standards	Comprehensive, aligned, supported, culturally sensitive	Comprehensive	<input checked="" type="checkbox"/>	Comprehensive, aligned, supported, culturally sensitive	<input checked="" type="checkbox"/>
Curriculum supports	Approval process & supports	New in 2015-2016	—	Approval process & supports	<input checked="" type="checkbox"/>
Teacher degree	AA	BA	<input type="checkbox"/>	BA	<input type="checkbox"/>
Teacher specialized training	ECE	Specializing in pre-K	<input checked="" type="checkbox"/>	Specializing in pre-K	<input checked="" type="checkbox"/>
Assistant teacher degree	CDA	CDA or equivalent	<input checked="" type="checkbox"/>	CDA or equivalent	<input checked="" type="checkbox"/>
Staff professional development	15 hours/year; PD plans; Coaching	For teachers: At least 15 hours/year	<input checked="" type="checkbox"/>	For teachers & assistants: At least 15 hours/year; individual PD plans; coaching	<input checked="" type="checkbox"/>
Maximum class size	17 (3-year-olds); 20 (4-year-olds)	20 or lower	<input checked="" type="checkbox"/>	20 or lower	<input checked="" type="checkbox"/>
Staff-child ratio	2:17 (3-year-olds); 1:10 (4-year-olds)	1:10 or better	<input checked="" type="checkbox"/>	1:10 or better	<input checked="" type="checkbox"/>
Screening & referral	Vision, hearing, health & more; Support services	Vision, hearing, health & at least one support service	<input checked="" type="checkbox"/>	Vision, hearing & health screenings; & referral	<input checked="" type="checkbox"/>
Meals	At least one meal/day	At least one meal/day	<input checked="" type="checkbox"/>	Discontinued	—
Monitoring/Continuous quality improvement system	Structured classroom observations (frequency not specified); Site visits; Data used for program improvement	Site visits	<input checked="" type="checkbox"/>	Structured classroom observation; program improvement plan	<input type="checkbox"/>
			<b>9</b>		
				<b>8</b>	

## RESOURCES

Total state pre-K spending ..... \$72,646,488  
 Local match required? ..... No  
 State spending per child enrolled ..... \$8,907  
 All reported spending per child enrolled\* ..... \$8,907

\* Pre-K programs may receive additional funds from federal or local sources that are not included in this figure.  
 \*\* Head Start per-child spending includes funding only for 3- and 4-year-olds.  
 \*\*\* K-12 expenditures include capital spending as well as current operating expenditures.

SPENDING PER CHILD ENROLLED

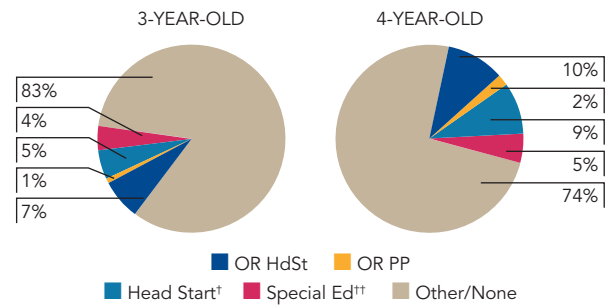


# OREGON PRESCHOOL PROMISE

## ACCESS

Total state pre-K enrollment ..... 1,300  
 School districts that offer state program .... 9 of 16 Early Learning Hubs  
 Income requirement ..... 200% FPL  
 Minimum hours of operation ..... 900 hours per year  
 Operating schedule ..... Determined locally

STATE PRE-K AND HEAD START ENROLLMENT AS PERCENTAGE OF TOTAL POPULATION



† Estimates children in Head Start not also enrolled in state pre-K.  
 †† Estimates children in special education not also enrolled in state pre-K or Head Start.

## QUALITY STANDARDS CHECKLIST

POLICY	OR PP REQUIREMENT	CURRENT BENCHMARK	MEETS CURRENT BENCHMARK?	NEW BENCHMARK	MEETS NEW BENCHMARK?
Early learning & development standards	Comprehensive, aligned, supported, culturally sensitive	Comprehensive	<input checked="" type="checkbox"/>	Comprehensive, aligned, supported, culturally sensitive	<input checked="" type="checkbox"/>
Curriculum supports	Approval process & support	New in 2015-2016	—	Approval process & supports	<input checked="" type="checkbox"/>
Teacher degree	CDA	BA	<input type="checkbox"/>	BA	<input type="checkbox"/>
Teacher specialized training	ECE or CDA	Specializing in pre-K	<input checked="" type="checkbox"/>	Specializing in pre-K	<input checked="" type="checkbox"/>
Assistant teacher degree	CDA	CDA or equivalent	<input checked="" type="checkbox"/>	CDA or equivalent	<input checked="" type="checkbox"/>
Staff professional development	20-24 hours/year; PD plans (teachers not meeting education requirements)	For teachers: At least 15 hours/year	<input checked="" type="checkbox"/>	For teachers & assistants: At least 15 hours/year; individual PD plans; coaching	<input type="checkbox"/>
Maximum class size	20 (3- & 4-year-olds)	20 or lower	<input checked="" type="checkbox"/>	20 or lower	<input checked="" type="checkbox"/>
Staff-child ratio	1:10 (3- & 4-year-olds)	1:10 or better	<input checked="" type="checkbox"/>	1:10 or better	<input checked="" type="checkbox"/>
Screening & referral	Developmental; Support services	Vision, hearing, health & at least one support service	<input type="checkbox"/>	Vision, hearing & health screenings; & referral	<input type="checkbox"/>
Meals	At least one meal and one snack, or two meals	At least one meal/day	<input checked="" type="checkbox"/>	Discontinued	—
Monitoring/Continuous quality improvement system	Site visits	Site visits	<input checked="" type="checkbox"/>	Structured classroom observation; program improvement plan	<input type="checkbox"/>
			<b>8</b>		
					<b>6</b>

## RESOURCES

Total state pre-K spending ..... \$17,500,000  
 Local match required? ..... No  
 State spending per child enrolled ..... \$13,462  
 All reported spending per child enrolled\* ..... \$13,462

\* Pre-K programs may receive additional funds from federal or local sources that are not included in this figure.  
 \*\* Head Start per-child spending includes funding only for 3- and 4-year-olds.  
 \*\*\* K-12 expenditures include capital spending as well as current operating expenditures.

SPENDING PER CHILD ENROLLED

