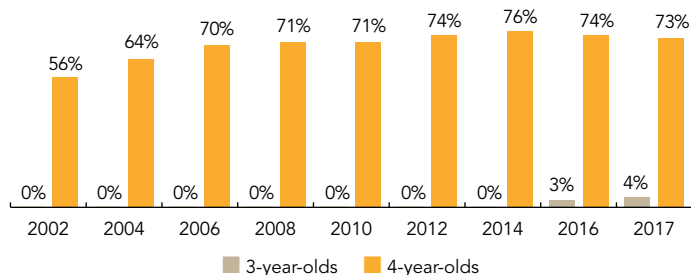
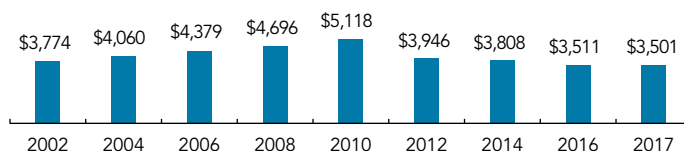


Oklahoma

PERCENT OF STATE POPULATION ENROLLED



STATE SPENDING PER CHILD ENROLLED (2017 DOLLARS)



Oklahoma started its Early Childhood Four-Year-Old Program in 1980 with the intent of serving all 4-year-olds in the state. In 1990, the program received statewide funding for 4-year-olds eligible for the federal Head Start program, but local areas could choose to serve additional 4-year-olds through local funds or tuition. In 1998, Oklahoma became the second state in the nation to provide free preschool for all 4-year-olds, with 99% of school districts providing the program. Approximately 73% of the state's 4-year-olds are enrolled in the program. Most of these children (87% of enrollment) are in full-day programs. Schools can collaborate with other agencies and programs to provide extended-day services.

Through the state's school finance formula, public school districts receive funding for the Early Childhood Four-Year-Old Program. A per-pupil rate, calculated using the age of the child and the length of the program day, is used to repay districts.

Districts can support centers other than public schools by placing public school teachers in child-care centers, Head Start settings, tribal early childhood centers, universities and community-based programs. Children in these sites receive the same services as children in public school locations and are considered public school enrollees.

In 2016, Oklahoma adopted the Oklahoma Academic Standards, which created vertically aligned pre-K to 12th grade standards. The Oklahoma State Department of Education is providing continuous professional development and support to help teachers and administrators successfully implement these standards to strengthen pre-K programs and provide effective instruction and learning beyond the early years. During the 2017-2018 school year, individualized professional development plans will be piloted throughout the state and mandatory for all educators in 2018-2019.

Oklahoma continues to prioritize early learning initiatives in its ESSA plan with strategies that support the goal of ensuring at least 75% of students are "ready to read" upon kindergarten entry by 2025. Oklahoma is investigating the use of an early learning inventory, which will assess the strengths and needs of students at the beginning of kindergarten. Oklahoma is currently piloting early learning inventories.

ACCESS RANKINGS	
4-YEAR-OLDS	3-YEAR-OLDS
4	19

RESOURCE RANKINGS	
STATE SPENDING	ALL REPORTED SPENDING
33	13

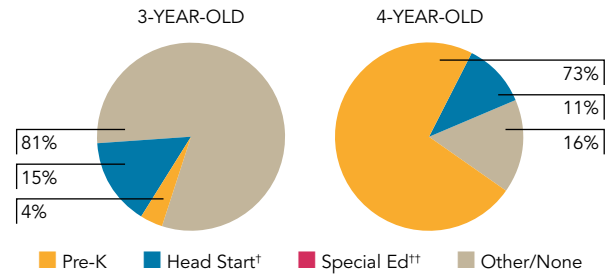
TOTAL BENCHMARKS MET	
CURRENT STANDARDS	NEW STANDARDS
9	7

OKLAHOMA EARLY CHILDHOOD FOUR-YEAR-OLD PROGRAM

ACCESS

Total state pre-K enrollment.....	41,264
School districts that offer state program.....	99%
Income requirement.....	No income requirement
Minimum hours of operation.....	2.5 hours/day; 5 days/week
Operating schedule.....	School or academic year
Special education enrollment, ages 3 and 4.....	4,766
Federally funded Head Start enrollment, ages 3 and 4.....	14,059
State-funded Head Start enrollment, ages 3 and 4.....	0

STATE PRE-K AND HEAD START ENROLLMENT AS PERCENTAGE OF TOTAL POPULATION



† Some Head Start children may also be counted in state pre-K.
 ** Estimates children in special education not also enrolled in state pre-K or Head Start.

QUALITY STANDARDS CHECKLIST

POLICY	OK PRE-K REQUIREMENT	CURRENT BENCHMARK	MEETS CURRENT BENCHMARK?	NEW BENCHMARK	MEETS NEW BENCHMARK?
Early learning & development standards	Comprehensive, aligned with other state standards, supported	Comprehensive	<input checked="" type="checkbox"/>	Comprehensive, aligned, supported, culturally sensitive	<input type="checkbox"/>
Curriculum supports	Approval process & supports	New in 2015-2016	—	Approval process & supports	<input checked="" type="checkbox"/>
Teacher degree	BA	BA	<input checked="" type="checkbox"/>	BA	<input checked="" type="checkbox"/>
Teacher specialized training	ECE	Specializing in pre-K	<input checked="" type="checkbox"/>	Specializing in pre-K	<input checked="" type="checkbox"/>
Assistant teacher degree	HSD	CDA or equivalent	<input type="checkbox"/>	CDA or equivalent	<input type="checkbox"/>
Staff professional development	75 hours/5 years	For teachers: At least 15 hours/year	<input checked="" type="checkbox"/>	For teachers & assistants: At least 15 hours/year; individual PD plans; coaching	<input type="checkbox"/>
Maximum class size	20 (3- & 4-year-olds)	20 or lower	<input checked="" type="checkbox"/>	20 or lower	<input checked="" type="checkbox"/>
Staff-child ratio	1:10 (3- & 4-year-olds)	1:10 or better	<input checked="" type="checkbox"/>	1:10 or better	<input checked="" type="checkbox"/>
Screening & referral	Vision, hearing, immunizations; Support services	Vision, hearing, health & at least one support service	<input checked="" type="checkbox"/>	Vision, hearing & health screenings; & referral	<input checked="" type="checkbox"/>
Meals	Lunch and/or breakfast	At least one meal/day	<input checked="" type="checkbox"/>	Discontinued	—
Monitoring/ Continuous quality improvement system	Structured classroom observations; Data used for program improvement	Site visits	<input checked="" type="checkbox"/>	Structured classroom observation; program improvement plan	<input checked="" type="checkbox"/>
			9		
					7

RESOURCES

Total state pre-K spending.....	\$144,470,607
Local match required?.....	No
State Head Start spending.....	\$1,818,051
State spending per child enrolled.....	\$3,501
All reported spending per child enrolled*.....	\$7,428

* Pre-K programs may receive additional funds from federal or local sources that are not included in this figure.
 ** Head Start per-child spending includes funding only for 3- and 4-year-olds.
 *** K-12 expenditures include capital spending as well as current operating expenditures.

SPENDING PER CHILD ENROLLED

