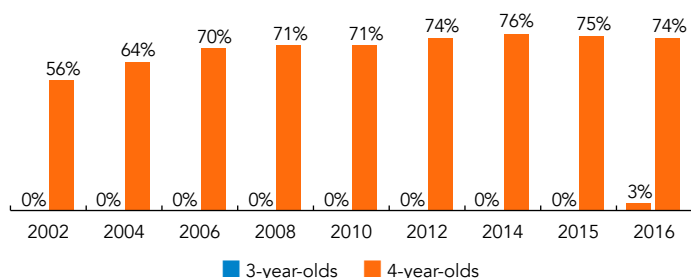
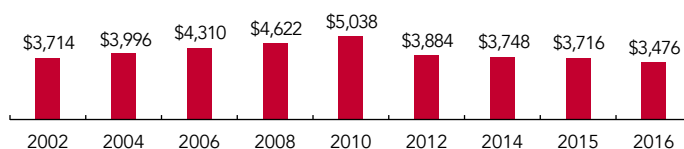


Oklahoma

PERCENT OF STATE POPULATION ENROLLED



STATE SPENDING PER CHILD ENROLLED (2016 DOLLARS)



Oklahoma started its Early Childhood Four-Year-Old Program in 1980 with the intent of serving all 4-year-olds in the state. In 1990, the program received statewide funding for 4-year-olds eligible for the federal Head Start program, but local areas could choose to serve additional 4-year-olds through local funds or tuition. In 1998, Oklahoma became the second state in the nation to provide free preschool for all 4-year-olds, with 99% of school districts providing the program. Approximately 74% of the state's 4-year-olds are enrolled in the program. Most of these children (84% of enrollment) are in full-day programs. Schools can collaborate with other agencies and programs to provide extended-day services.

Through the state's school finance formula, public school districts receive funding for the Early Childhood Four-Year-Old Program. A per-pupil rate, calculated using the age of the child and the length of the program day, is used to repay districts. Oklahoma was hit hard by the 2008-2009 recession, and state tax revenue in recent years has only recently climbed back to levels seen in 2009. The Oklahoma legislature has increased the share of total tax funding revenue going to education, enabling spending per pupil to remain fairly steady in recent years.

Districts can support centers other than public schools by placing public school teachers in child-care centers, Head Start settings, and community-based programs. Children in these sites receive the same services as children in public school locations and are considered public school enrollees.

In 2016, Oklahoma adopted the Oklahoma Academic Standards, which created vertically aligned pre-K to 12th grade standards. The Oklahoma State Department of Education is providing continuous professional development and support to help districts successfully implement these standards to strengthen pre-K programs and provide effective instruction and learning beyond the early years. Oklahoma is investigating the use of an Early Learning Inventory, which will assess the strengths and needs of students at the beginning of kindergarten. Oklahoma plans to pilot the Early Learning Inventory during the 2017-2018 school year and implement it statewide over the next few years.

ACCESS RANKINGS	
4-YEAR-OLDS	3-YEAR-OLDS
3	18

RESOURCE RANKINGS	
STATE SPENDING	ALL REPORTED SPENDING
31	15

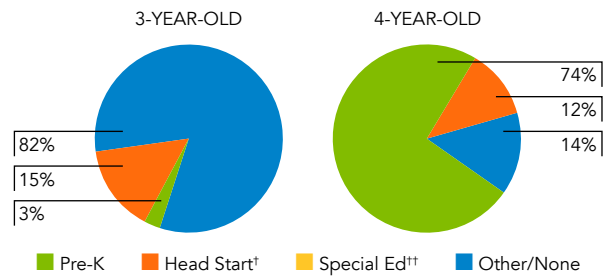
TOTAL BENCHMARKS MET	
CURRENT STANDARDS	NEW STANDARDS
9	6

OKLAHOMA EARLY CHILDHOOD FOUR-YEAR-OLD PROGRAM

ACCESS

Total state pre-K enrollment.....	41,241
School districts that offer state program.....	99%
Income requirement.....	No income requirement
Minimum hours of operation.....	2.5 hours/day; 5 days/week
Operating schedule.....	School or academic year
Special education enrollment, ages 3 and 4.....	4,438
Federally funded Head Start enrollment, ages 3 and 4.....	14,353
State-funded Head Start enrollment, ages 3 and 4.....	0

STATE PRE-K AND HEAD START ENROLLMENT AS PERCENTAGE OF TOTAL POPULATION



† Some Head Start children may also be counted in state pre-K.
 ** Estimates children in special education not also enrolled in state pre-K or Head Start.

QUALITY STANDARDS CHECKLIST

POLICY	OK PRE-K REQUIREMENT	CURRENT BENCHMARK	MEETS CURRENT BENCHMARK?	NEW BENCHMARK	MEETS NEW BENCHMARK?
Early learning & development standards	Comprehensive, aligned with other state standards, supported	Comprehensive	<input checked="" type="checkbox"/>	Comprehensive, aligned, supported, culturally sensitive	<input type="checkbox"/>
Curriculum supports	Approval process & supports	New in 2015-2016	—	Approval process & supports	<input checked="" type="checkbox"/>
Teacher degree	BA ¹⁰	BA	<input checked="" type="checkbox"/>	BA	<input checked="" type="checkbox"/>
Teacher specialized training	ECE ¹⁰	Specializing in pre-K	<input checked="" type="checkbox"/>	Specializing in pre-K	<input checked="" type="checkbox"/>
Assistant teacher degree	HSD ¹¹	CDA or equivalent	<input type="checkbox"/>	CDA or equivalent	<input type="checkbox"/>
Staff professional development	75 hours/5 years; coaching (new teachers only)	For teachers: At least 15 hours/year	<input checked="" type="checkbox"/>	For teachers & assistants: At least 15 hours/year; individual PD plans; coaching	<input type="checkbox"/>
Maximum class size	20 (3- & 4-year-olds)	20 or lower	<input checked="" type="checkbox"/>	20 or lower	<input checked="" type="checkbox"/>
Staff-child ratio	1:10 (3- & 4-year-olds)	1:10 or better	<input checked="" type="checkbox"/>	1:10 or better	<input checked="" type="checkbox"/>
Screening & referral	Vision, hearing, immunizations; Support services	Vision, hearing, health & at least one support service	<input checked="" type="checkbox"/>	Vision, hearing & health screenings; & referral	<input checked="" type="checkbox"/>
Meals	Lunch and/or breakfast ⁴	At least one meal/day	<input checked="" type="checkbox"/>	Discontinued	—
Monitoring/Continuous quality improvement system	Site visits ¹⁷	Site visits	<input checked="" type="checkbox"/>	Structured classroom observation; program improvement plan	<input type="checkbox"/>
			9		
				6	

RESOURCES

Total state pre-K spending.....	\$143,368,061
Local match required?.....	No
State Head Start spending.....	\$1,818,051
State spending per child enrolled.....	\$3,476
All reported spending per child enrolled*.....	\$7,479

* Pre-K programs may receive additional funds from federal or local sources that are not included in this figure.
 ** Head Start per-child spending includes funding only for 3- and 4-year-olds.
 *** K-12 expenditures include capital spending as well as current operating expenditures.

SPENDING PER CHILD ENROLLED

