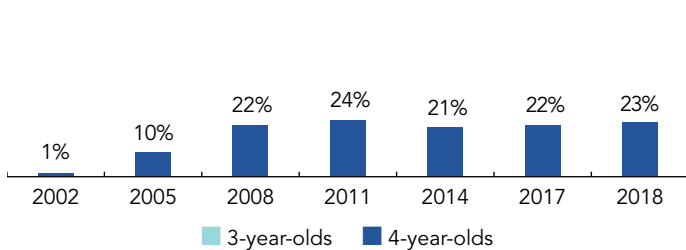
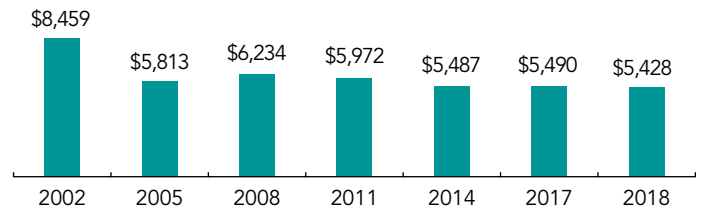


North Carolina

PERCENT OF STATE POPULATION ENROLLED



STATE SPENDING PER CHILD ENROLLED (2018 DOLLARS)



OVERVIEW

North Carolina preschool enrolled 28,385 children in 2017-2018, an increase of 1,366 children from the prior year. State funding totaled \$148,072,222 and \$6,000,000 in TANF, up \$5,726,682 (4%), adjusted for inflation, since last year. State spending per child (including TANF) equaled \$5,428 in 2017-2018, down \$62 from 2016-2017, adjusted for inflation. North Carolina met 8 of 10 quality standards benchmarks.

WHAT'S NEW

The North Carolina General Assembly has allocated additional funding for the North Carolina Pre-Kindergarten Program (NC Pre-K), including an additional \$9 million each year from 2017-2018 through 2020-2021. These additional funds will be used to increase the number of children served by NC Pre-K.

The North Carolina Department of Health and Human Services was awarded a Preschool Development Grant Birth through Five award in 2018 for nearly \$4.49 million to strengthen North Carolina's early childhood education system. The grant will fund a comprehensive statewide needs assessment and planning process for the state's early learning system, support family outreach and engagement efforts, and provide infant-toddler teachers with training and resources.

BACKGROUND

North Carolina has provided state-funded pre-kindergarten education since 2001, originally via the More at Four Pre-Kindergarten Program. During the 2011-2012 school year, the program was renamed the North Carolina Pre-Kindergarten (NC Pre-K) Program and administrative control moved from the Department of Public Instruction to the Department of Health and Human Services. NC Pre-K enrolls at-risk 4-year-olds from low-income families who have not participated in other early childhood programs.

NC Pre-K programs are required to operate 6.5 hours per day for 36 weeks each year and serve as many eligible children as funding levels permit. To be eligible, children generally must be in a household with income at or below 75% of the state median income; but up to 20% of children may be in a household with a higher income if they have another designated risk factor. Risk factors include a developmental delay or identified disability, a chronic health condition, or limited English proficiency.

Funding for NC Pre-K includes state general appropriations and North Carolina Education Lottery receipts, federal funds, and a local contribution, with the majority of the funding coming from the state. NC Pre-K classrooms operate statewide in settings such as privately licensed Head Start programs, childcare centers, and public schools. All programs, whether in public or private settings, must earn high-quality ratings under the state child-care licensing system to participate in NC Pre-K and the state's subsidy system.

NC Pre-K sets a maximum class size of 18 4-year-olds and requires a staff-child ratio of 1:9. Lead teachers must have a bachelor's degree and a birth-through-kindergarten license. Classroom staff are required to use approved curricula and formative assessments aligned with the state's early learning standards. Staff conduct ongoing formative assessments to gather information about each child's growth and skill development, as well as to inform instruction.

ACCESS RANKINGS	
4-YEAR-OLDS	3-YEAR-OLDS
27	None Served

RESOURCE RANKINGS	
STATE SPENDING	ALL REPORTED SPENDING
20	10

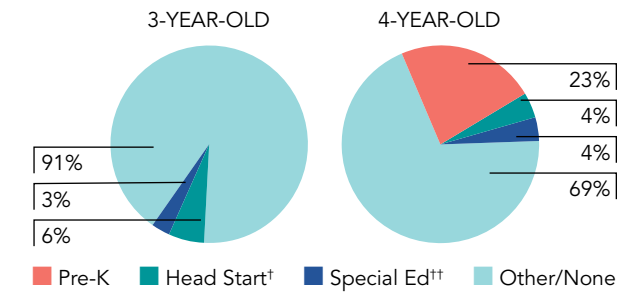
TOTAL BENCHMARKS MET
8

NORTH CAROLINA PRE-KINDERGARTEN PROGRAM

ACCESS

Total state pre-K enrollment	28,385
School districts that offer state program	100% (counties/parishes)
Income requirement	75% SMI
Minimum hours of operation	6.5 hours/day; 5 days/week
Operating schedule	School or academic year
Special education enrollment, ages 3 and 4	11,088
Federally funded Head Start enrollment, ages 3 and 4	17,143
State-funded Head Start enrollment, ages 3 and 4	0

PERCENT OF POPULATION ENROLLED IN PUBLIC ECE



† Estimates children in Head Start not also enrolled in state pre-K.
 †† Estimates children in special education not also enrolled in state pre-K or Head Start.

QUALITY STANDARDS CHECKLIST

POLICY	NC PRE-K REQUIREMENT	BENCHMARK	REQUIREMENT MEETS BENCHMARK?
Early learning & development standards	Comprehensive, aligned, supported, culturally sensitive	Comprehensive, aligned, supported, culturally sensitive	<input checked="" type="checkbox"/>
Curriculum supports	Approval process & supports	Approval process & supports	<input checked="" type="checkbox"/>
Teacher degree	BA	BA	<input checked="" type="checkbox"/>
Teacher specialized training	ECE or CD	Specializing in pre-K	<input checked="" type="checkbox"/>
Assistant teacher degree	HSD	CDA or equivalent	<input type="checkbox"/>
Staff professional development	80 hours/5 years (teachers); 6 credit hours/5 years (assistant teachers working towards licensure); PD plans; Coaching	For teachers & assistants: At least 15 hours/year; individual PD plans; coaching	<input type="checkbox"/>
Maximum class size	18 (4-year-olds)	20 or lower	<input checked="" type="checkbox"/>
Staff-child ratio	1:9 (4-year-olds)	1:10 or better	<input checked="" type="checkbox"/>
Screening & referral	Vision, hearing, health & more	Vision, hearing & health screenings; & referral	<input checked="" type="checkbox"/>
Continuous quality improvement system	Structured classroom observations; Data used for program improvement	Structured classroom observations; data used for program improvement	<input checked="" type="checkbox"/>

For more information about the benchmarks, see the Executive Summary and Roadmap to State Profile Pages.



RESOURCES

Total state pre-K spending	\$154,072,222
Local match required?	Yes
State Head Start spending	\$0
State spending per child enrolled	\$5,428
All reported spending per child enrolled*	\$8,505

* Pre-K programs may receive additional funds from federal or local sources that are not included in this figure.
 ** Head Start per-child spending includes funding only for 3- and 4-year-olds.
 *** K-12 expenditures include capital spending as well as current operating expenditures.

SPENDING PER CHILD ENROLLED

