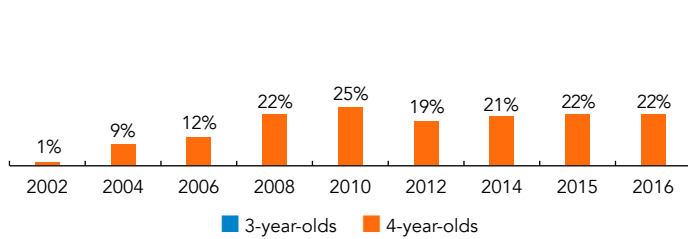
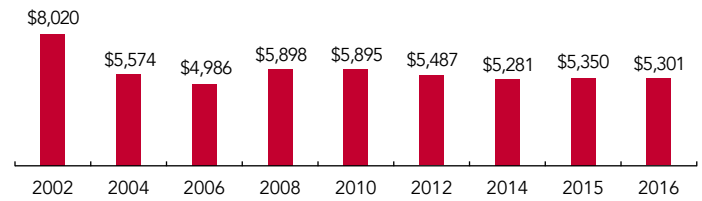


North Carolina

PERCENT OF STATE POPULATION ENROLLED



STATE SPENDING PER CHILD ENROLLED (2016 DOLLARS)



Since 2001, North Carolina has provided state-funded pre-kindergarten education, originally via the More at Four Pre-Kindergarten Program. During the 2011-2012 school year, administrative control of the program was relocated from the Department of Public Instruction to the Department of Health and Human Services and the program was renamed the North Carolina Pre-Kindergarten (NC Pre-K) Program. The NC Pre-K Program delivers a high-quality educational experience during the year prior to kindergarten entry, enrolling at-risk 4-year-olds from low-income families who have not participated in other early childhood programs.

The program currently serves 26,851 4-year-olds, approximately 22% of the 4-year-old population in North Carolina. Pre-K programs receiving funding are mandated to operate 6.5 hours per day for 36 weeks each year. Student eligibility for services generally consists of being from a household with income at or below 75% of the state median income. Yet up to 20% of children enrolled may have a household income above that threshold contingent on having one of five risk factors, such as a developmental delay or identified disability, a chronic health condition, or limited English proficiency. Not all eligible children are able to enroll in NC Pre-K as funding is limited. Waiting lists exist in counties where funding is not sufficient to serve all eligible children.

NC Pre-K classrooms are available statewide in privately licensed Head Start programs, childcare centers, and public schools. All programs must earn high-quality ratings under the state child-care licensing system to qualify for participation in NC Pre-K and the state's subsidy system. Program standards set for NC Pre-K must be met in both public and nonpublic settings.

North Carolina has a maximum class size of 18 for 4-year-olds and requires a staff-child ratio of 1:9. Lead teachers must have a bachelor's degree and a Birth-through-Kindergarten License. Classroom staff are required to use approved curricula and formative assessments that are aligned with the state's early learning standards. Staff conduct ongoing formative assessments to gather information about each child's growth and skill development, as well as to inform instruction. All formative assessments used by the NC Pre-K Program must be approved by the NC Child Care Commission, based on the assessment tool's ability to collect information on children's behaviors, development, skills, knowledge, strengths, needs, and interests across all domains of development.

Funding for the state pre-K program comes primarily from state general appropriations and North Carolina Education Lottery receipts, as well as from federal funds and a required contribution from local sources. In 2015-2016, approximately \$211 million of federal, state, and local funds supported the program. The majority of funding for NC Pre-K comes from the state, including \$78 million generated by the North Carolina Education Lottery.

ACCESS RANKINGS	
4-YEAR-OLDS	3-YEAR-OLDS
25	None Served

RESOURCE RANKINGS	
STATE SPENDING	ALL REPORTED SPENDING
19	12

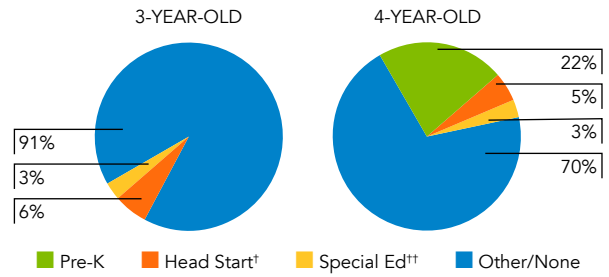
TOTAL BENCHMARKS MET	
CURRENT STANDARDS	NEW STANDARDS
10	9

NORTH CAROLINA PRE-KINDERGARTEN PROGRAM

ACCESS

Total state pre-K enrollment 26,851
 School districts that offer state program 100% (counties/parishes)
 Income requirement 75% SMI
 Minimum hours of operation 6.5 hours/day; 5 days/week
 Operating schedule School or academic year
 Special education enrollment, ages 3 and 4 10,668
 Federally funded Head Start enrollment, ages 3 and 4 17,431
 State-funded Head Start enrollment, ages 3 and 4 0

STATE PRE-K AND HEAD START ENROLLMENT AS PERCENTAGE OF TOTAL POPULATION



† Estimates children in Head Start not also enrolled in state pre-K.
 ** Estimates children in special education not also enrolled in state pre-K or Head Start.

QUALITY STANDARDS CHECKLIST

POLICY	NC PRE-K REQUIREMENT	CURRENT BENCHMARK	MEETS CURRENT BENCHMARK?	NEW BENCHMARK	MEETS NEW BENCHMARK?
Early learning & development standards	Comprehensive, aligned, supported, culturally sensitive	Comprehensive	<input checked="" type="checkbox"/>	Comprehensive, aligned, supported, culturally sensitive	<input checked="" type="checkbox"/>
Curriculum supports	Approval process & supports	New in 2015-2016	—	Approval process & supports	<input checked="" type="checkbox"/>
Teacher degree	BA	BA	<input checked="" type="checkbox"/>	BA	<input checked="" type="checkbox"/>
Teacher specialized training	ECE, CD	Specializing in pre-K	<input checked="" type="checkbox"/>	Specializing in pre-K	<input checked="" type="checkbox"/>
Assistant teacher degree	CDA	CDA or equivalent	<input checked="" type="checkbox"/>	CDA or equivalent	<input checked="" type="checkbox"/>
Staff professional development	80 hours/year (teachers only); PD plans (teachers only); coaching ^{14, 16}	For teachers: At least 15 hours/year	<input checked="" type="checkbox"/>	For teachers & assistants: At least 15 hours/year; individual PD plans; coaching	<input type="checkbox"/>
Maximum class size	18 (4-year-olds)	20 or lower	<input checked="" type="checkbox"/>	20 or lower	<input checked="" type="checkbox"/>
Staff-child ratio	1:9 (4-year-olds)	1:10 or better	<input checked="" type="checkbox"/>	1:10 or better	<input checked="" type="checkbox"/>
Screening & referral	Vision, hearing, health & more; Support services	Vision, hearing, health & at least one support service	<input checked="" type="checkbox"/>	Vision, hearing & health screenings; & referral	<input checked="" type="checkbox"/>
Meals	Lunch & either breakfast or snack	At least one meal/day	<input checked="" type="checkbox"/>	Discontinued	—
Monitoring/Continuous quality improvement system	Annual structured classroom observations; Improvement plan	Site visits	<input checked="" type="checkbox"/>	Structured classroom observation; program improvement plan	<input checked="" type="checkbox"/>
			10		
				9	

RESOURCES

Total state pre-K spending \$142,348,352
 Local match required? Yes
 State Head Start spending \$0
 State spending per child enrolled \$5,301
 All reported spending per child enrolled* \$7,855

* Pre-K programs may receive additional funds from federal or local sources that are not included in this figure.
 ** Head Start per-child spending includes funding only for 3- and 4-year-olds.
 *** K-12 expenditures include capital spending as well as current operating expenditures.

SPENDING PER CHILD ENROLLED

