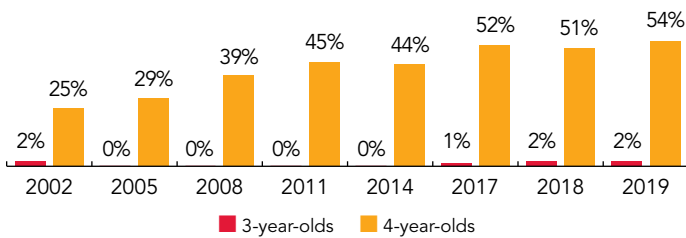
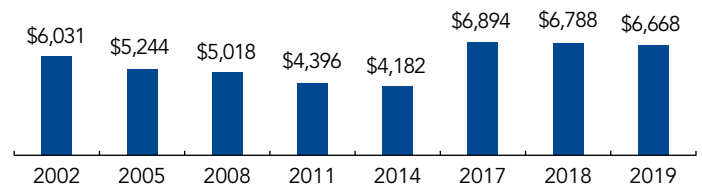


New York

PERCENT OF STATE POPULATION ENROLLED



STATE SPENDING PER CHILD ENROLLED (2019 DOLLARS)



OVERVIEW

New York preschool enrolled 126,302 children in 2018-2019, an increase of 4,730 children from the prior year. State funding totaled \$842,225,288, up \$17,033,873 (2%), adjusted for inflation, since last year. State spending per child equaled \$6,668 in 2018-2019, down \$119 from 2017-2018, adjusted for inflation. New York met 7 of 10 quality standards benchmarks.

WHAT'S NEW

The New York State Office of Children and Families (CCF) was awarded a Preschool Development Grant Birth through Five renewal award in 2019 for \$13.4 million per year through 2022. New York State Education Department is one of the partners working with CCF to implement project activities of the grant which include a P-3 Summer Institute, kindergarten transition summits, early childhood leader mentoring, a statewide parent leadership conference, and expansion of the Talking is Teaching Campaign for families.

In 2017-2018, statutory budget language required all districts receiving state funds for pre-K to adopt approved quality indicators within two years, including, but not limited to, valid and reliable measures of environmental quality, the quality of teacher-student interactions, and child outcomes. To document districts' progress in implementing the approved quality indicators, the State Education Department (SED) implemented the NYS Pre-K Self-Assessment. Districts rate themselves as Implemented, In Process, or Not Implemented. For each area marked In Process or Not Implemented, districts develop Quality Improvement Action Plans to assess strengths and weakness in seven areas of program quality. SED staff review the plans and provide feedback to inform technical assistance and monitoring. In 2019, an additional \$15 million was appropriated to increase access to high quality pre-K services for 3- and 4-year-old children.

BACKGROUND

In 1998, New York State began its Universal Prekindergarten Program (UPK) with the goal of making prekindergarten education available to all 4-year-olds in the state, regardless of family income or other risk factors. In 2007, the Targeted Prekindergarten Program merged with UPK.

In the 2013-2014 school year, the state continued targeting its pre-K funding, launching the New York State Priority Prekindergarten Program (NYSPPK) offering competitive grants creating new full- and half-day slots for high-need children in low-income school districts and enabling districts to covert half-day slots to full-day. In 2014-2015, the Statewide Universal Full-Day Prekindergarten Program (SUFDPK) competitive grant for full-day pre-K was launched. Most of this funding (\$300 million) went to New York City, resulting in a dramatic boost in access to full-day pre-K slots for 4-year-olds; \$40 million was used to expand full-day programs in the rest of the state. Funding could be used to create additional full-day placements or to convert existing half-day slots to full-day.

In 2015-2016, the Expanded Prekindergarten for 3- and 4-Year-Old Students grant began, creating new slots for both 3- and 4-year-olds. New York also was awarded a 2014 federal Preschool Development Grant (PDG) supporting enrollment of additional low-income 4-year-olds in five school districts. In 2018-2019, nearly 78% of children were served in full-day programs.

The New York Board of Regents adopted revised comprehensive, multi-domain early learning standards in 2011 which are aligned with state K-3 standards, state college and career ready standards, and the New York State Common Core Learning Standards. New statewide P-12 Learning Standards for the Arts will be fully implemented in the 2018-2019 school year. In 2012, the state implemented a voluntary quality rating and improvement system (QRIS) called QUALITYstarsNY.

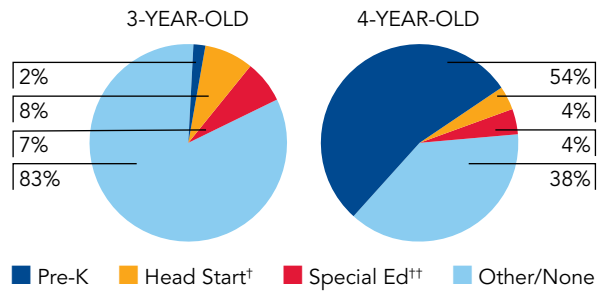
| ACCESS RANKINGS | | RESOURCE RANKINGS | | TOTAL BENCHMARKS MET |
|-----------------|-------------|-------------------|-----------------------|----------------------|
| 4-YEAR-OLDS | 3-YEAR-OLDS | STATE SPENDING | ALL REPORTED SPENDING | |
| 9 | 25 | 13 | 21 | 7 |

NEW YORK STATE ADMINISTERED PREKINDERGARTEN PROGRAM

ACCESS

| | |
|--|----------------------------|
| Total state pre-K enrollment | 126,302 |
| School districts that offer state program | 71% |
| Income requirement | No income requirement |
| Minimum hours of operation | 2.5 hours/day; 5 days/week |
| Operating schedule | School or academic year |
| Special education enrollment, ages 3 and 4 | 46,755 |
| Federally funded Head Start enrollment, ages 3 and 4 | 36,863 |
| State-funded Head Start enrollment, ages 3 and 4 | 0 |

PERCENT OF POPULATION ENROLLED IN PUBLIC ECE



† Estimates children in Head Start not also enrolled in state pre-K.
 †† Estimates children in special education not also enrolled in state pre-K or Head Start.

QUALITY STANDARDS CHECKLIST

| POLICY | NY PRE-K REQUIREMENT | BENCHMARK | REQUIREMENT MEETS BENCHMARK? |
|--|--|---|-------------------------------------|
| Early learning & development standards | Comprehensive, aligned, supported, culturally sensitive | Comprehensive, aligned, supported, culturally sensitive | <input checked="" type="checkbox"/> |
| Curriculum supports | Approval process & supports | Approval process & supports | <input checked="" type="checkbox"/> |
| Teacher degree | BA | BA | <input checked="" type="checkbox"/> |
| Teacher specialized training | ECE, CD, ECE SpEd | Specializing in pre-K | <input checked="" type="checkbox"/> |
| Assistant teacher degree | Level I Teaching Assistant Certification (public); HSD (nonpublic) | CDA or equivalent | <input type="checkbox"/> |
| Staff professional development | 175 hours/5 years (teachers only) | For teachers & assistants: At least 15 hours/year; individual PD plans; coaching | <input type="checkbox"/> |
| Maximum class size | 20 (3- & 4-year-olds) | 20 or lower | <input checked="" type="checkbox"/> |
| Staff-child ratio | 1:9 (3- & 4-year-olds) | 1:10 or better | <input checked="" type="checkbox"/> |
| Screening & referral | Vision, hearing, health & more | Vision, hearing & health screenings; & referral | <input checked="" type="checkbox"/> |
| Continuous quality improvement system | Structured classroom observations are determined locally | Structured classroom observations; data used for program improvement | <input type="checkbox"/> |

For more information about the benchmarks, see the Executive Summary and Roadmap to State Profile Pages.

7

RESOURCES

| | |
|---|---------------|
| Total state pre-K spending | \$842,225,288 |
| Local match required? | No |
| State Head Start spending | \$0 |
| State spending per child enrolled | \$6,668 |
| All reported spending per child enrolled* | \$6,912 |

* Pre-K programs may receive additional funds from federal or local sources that are not included in this figure.

** Head Start per-child spending includes funding only for 3- and 4-year-olds.

*** K-12 expenditures include capital spending as well as current operating expenditures.

SPENDING PER CHILD ENROLLED

