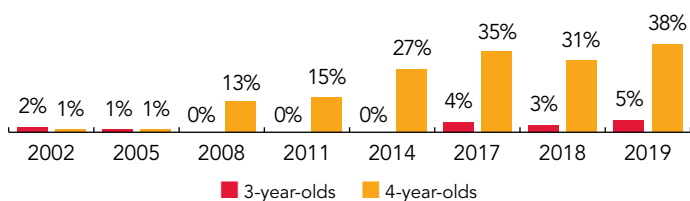
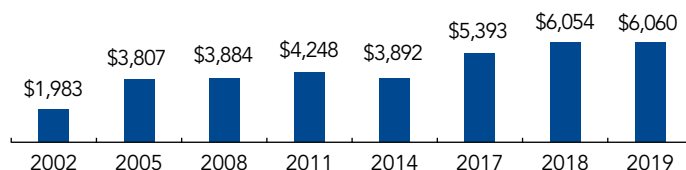


# New Mexico

PERCENT OF STATE POPULATION ENROLLED



STATE SPENDING PER CHILD ENROLLED (2019 DOLLARS)



## OVERVIEW

New Mexico preschool enrolled 11,251 children in 2018-2019, an increase of 2,132 children from the prior year. State funding totaled \$50,584,800 and \$17,600,000 in TANF funds were also used to support program, up \$12,976,400 (24%), adjusted for inflation, since last year. State spending per child equaled \$6,060 in 2018-2019, up \$6 from 2017-2018, adjusted for inflation. New Mexico met 9 of 10 quality standards benchmarks.

## WHAT'S NEW

During 2018-2019, the state appropriation for NM PreK increased. The New Mexico Public Education Department (PED) increased the number of school districts offering New Mexico PreK and CYFD served additional 3-year-olds and piloted mixed-age classes. There was also an increase in the percentage of children enrolled in School-Day or Extended-Day programs. In 2019, the Early Childhood Education and Care Department was created which establishes a cabinet-level new department with responsibility for all early childhood programs prenatal to age 5 (IDEA Part C, Family Infant Toddler Program for Early Intervention; Child Care Assistance; NM PreK; Early PreK, Home visiting, and the Head Start Collaboration Office). IDEA Part B (preschool) is not a part of the department, but will remain at PED and collaborate with ECECD. The ECECD officially takes responsibility for these programs on July 1, 2020.

## BACKGROUND

New Mexico PreK (NM PreK) launched in the 2005-2006 school year with the enactment of the PreK Act of 2005. The program is jointly administered by the New Mexico PED and CYFD. PED is responsible for funding and monitoring NM PreK programs provided through school districts, and CYFD for programs operated by community-based organizations and other eligible providers. In the 2018-2019 school year, nearly 80% of school districts offered NM PreK.

NM PreK funding is awarded through a competitive grant process, with priority given to programs in communities with public elementary schools designated as Title I. Two-thirds of enrolled children at each program site must live in the attendance zone of a Title I elementary school, though eligibility is not determined by family income.

The number of hours and days per week vary by program, with a minimum of 450 hours per year. In 2014-2015, the legislature provided limited funding for an Extended-day PreK pilot to double the instructional hours to 900 per school year. In 2018-2019, almost 56% of all children enrolled were in School-day or Extended-day PreK. Some private or nonprofit facilities use Child Care Subsidy dollars for wraparound care to assist parents who qualify, or to offer reduced rates for private pay. PreK programs in public schools can extend the day using operational dollars or Title I funds.

ACCESS RANKINGS	
4-YEAR-OLDS	3-YEAR-OLDS
13	18

RESOURCE RANKINGS	
STATE SPENDING	ALL REPORTED SPENDING
17	30

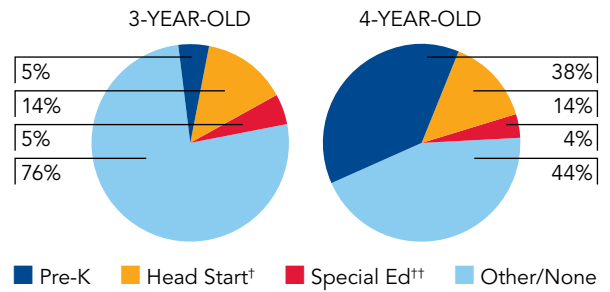
TOTAL BENCHMARKS MET
9

## NEW MEXICO PREK (4s) NM EARLY PREK (3s)

### ACCESS

Total state pre-K enrollment .....	11,251
School districts that offer state program .....	79%
Income requirement .....	No income requirement
Minimum hours of operation .....	2.5 hours/day
Operating schedule .....	Determined locally
Special education enrollment, ages 3 and 4 .....	3,906
Federally funded Head Start enrollment, ages 3 and 4 .....	7,427
State-funded Head Start enrollment, ages 3 and 4 .....	0

### PERCENT OF POPULATION ENROLLED IN PUBLIC ECE



† Some Head Start children may also be counted in state pre-K.  
 †† Estimates children in special education not also enrolled in state pre-K or Head Start.

### QUALITY STANDARDS CHECKLIST

POLICY	NM PRE-K REQUIREMENT	BENCHMARK	REQUIREMENT MEETS BENCHMARK?
Early learning & development standards	Comprehensive, aligned, supported, culturally sensitive	<b>Comprehensive, aligned, supported, culturally sensitive</b>	<input checked="" type="checkbox"/>
Curriculum supports	Approval process & supports	<b>Approval process &amp; supports</b>	<input checked="" type="checkbox"/>
Teacher degree	BA (public); HSD (nonpublic)	<b>BA</b>	<input type="checkbox"/>
Teacher specialized training	ECE	<b>Specializing in pre-K</b>	<input checked="" type="checkbox"/>
Assistant teacher degree	AA in ECE	<b>CDA or equivalent</b>	<input checked="" type="checkbox"/>
Staff professional development	30 hours/year (public teachers); 24 hours/year (nonpublic teachers & all assistants); PD plans; Coaching	<b>For teachers &amp; assistants: At least 15 hours/year; individual PD plans; coaching</b>	<input checked="" type="checkbox"/>
Maximum class size	16 (3-year-olds); 20 (4-year-olds)	<b>20 or lower</b>	<input checked="" type="checkbox"/>
Staff-child ratio	1:8 (3-year-olds); 1:10 (4-year-olds)	<b>1:10 or better</b>	<input checked="" type="checkbox"/>
Screening & referral	Vision, hearing, health & more	<b>Vision, hearing &amp; health screenings; &amp; referral</b>	<input checked="" type="checkbox"/>
Continuous quality improvement system	Structured classroom observations; Data used for program improvement	<b>Structured classroom observations; data used for program improvement</b>	<input checked="" type="checkbox"/>

For more information about the benchmarks, see the Executive Summary and Roadmap to State Profile Pages.

9

### RESOURCES

Total state pre-K spending .....	\$68,184,800
Local match required? .....	No
State Head Start spending .....	\$0
State spending per child enrolled .....	\$6,060
All reported spending per child enrolled* .....	\$6,060

\* Pre-K programs may receive additional funds from federal or local sources that are not included in this figure.

\*\* Head Start per-child spending includes funding only for 3- and 4-year-olds.

\*\*\* K-12 expenditures include capital spending as well as current operating expenditures.

### SPENDING PER CHILD ENROLLED

