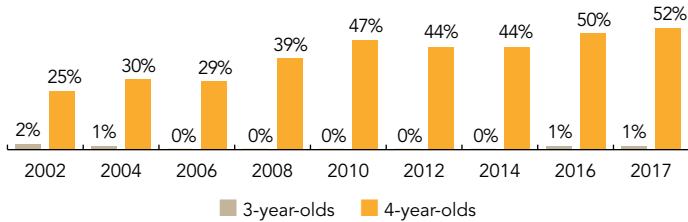
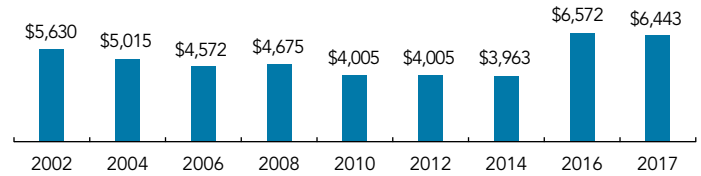


New York

PERCENT OF STATE POPULATION ENROLLED



STATE SPENDING PER CHILD ENROLLED (2017 DOLLARS)



In 1998, New York State began its Universal Prekindergarten Program (UPK) (\$385 million) with the goal of making prekindergarten education available to all 4-year-olds in the state, regardless of family income or other risk factors. The Targeted Prekindergarten Program (TPK) (\$1.3 million) merged with UPK during the 2007-2008 school year.

In 2014, through a competitive grant process, the state began the New York State Priority Prekindergarten Program (NYSPPK) (\$25 million) which creates new full- and half-day slots for high-need children in low-income districts and provides funding to convert half-day slots to full-day. In 2014-2015, the state issued another competitive grant called Statewide Universal Full-Day Prekindergarten Program (SUFDPK) to provide full-day prekindergarten, resulting in a dramatic increase in access to full-day slots in New York City (\$300 million) and some expansion of full-day programs elsewhere in the state (\$40 million). In the 2016-2017 school year, there were 50,902 SUFDPK slots available to 4-year-olds in full-day programs in 58 school districts and 18 community-based organizations.

New York was also awarded a Federal Preschool Development Grant (PDG). In 2016-2017, \$25 million was used to support the enrollment of 2,350 low-income 4-year-olds in five school districts. PDG funds were used to create new slots and enhance existing slots. Yet, another competitive grant, Expanded Prekindergarten for 3- and 4-Year-Old Students (\$30 million), began in 2015-2016, creating an additional 1,163 slots for 4-year-olds and 2,184 slots for 3-year-olds in 2016-2017.

Overall, in 2016-2017, a total of 122,871 three- and four-year-old children were served in state administered prekindergarten programs, with an operating budget exceeding \$816 million. Approximately 75% of children served were in in full-day programs.

The New York Board of Regents adopted revised early learning standards in 2011—the New York State Prekindergarten Foundation for the Common Core. These comprehensive, multi-domain standards are aligned with state K-3 standards, state college and career ready standards, and the New York State Common Core Learning Standards. The New York State P-12 Learning Standards for the Arts will be fully implemented in the 2018-2019 school year. New York implemented a quality rating and improvement system (QRIS) in 2012, called QUALITYstarsNY. Although not required to participate in the QRIS, programs are encouraged to do so by the New York State Education Department, especially those in low-performing districts.

ACCESS RANKINGS	
4-YEAR-OLDS	3-YEAR-OLDS
9	22

RESOURCE RANKINGS	
STATE SPENDING	ALL REPORTED SPENDING
11	20

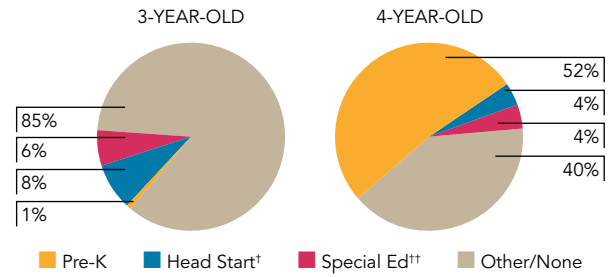
TOTAL BENCHMARKS MET	
CURRENT STANDARDS	NEW STANDARDS
7	7

NEW YORK STATE PREKINDERGARTEN PROGRAM

ACCESS

Total state pre-K enrollment.....	122,871
School districts that offer state program	68%
Income requirement	No income requirement
Minimum hours of operation.....	2.5 hours/day; 5 days/week
Operating schedule.....	School or academic year
Special education enrollment, ages 3 and 4	44,806
Federally funded Head Start enrollment, ages 3 and 4	41,649
State-funded Head Start enrollment, ages 3 and 4.....	0

STATE PRE-K AND HEAD START ENROLLMENT AS PERCENTAGE OF TOTAL POPULATION



† Estimates children in Head Start not also enrolled in state pre-K.
 ** Estimates children in special education not also enrolled in state pre-K or Head Start.

QUALITY STANDARDS CHECKLIST

POLICY	NY PRE-K REQUIREMENT	CURRENT BENCHMARK	MEETS CURRENT BENCHMARK?	NEW BENCHMARK	MEETS NEW BENCHMARK?
Early learning & development standards	Comprehensive, aligned, supported, culturally sensitive	Comprehensive	<input checked="" type="checkbox"/>	Comprehensive, aligned, supported, culturally sensitive	<input checked="" type="checkbox"/>
Curriculum supports	Approval process & supports	New in 2015-2016	—	Approval process & supports	<input checked="" type="checkbox"/>
Teacher degree	BA	BA	<input checked="" type="checkbox"/>	BA	<input checked="" type="checkbox"/>
Teacher specialized training	ECE, CD, ECE SpEd	Specializing in pre-K	<input checked="" type="checkbox"/>	Specializing in pre-K	<input checked="" type="checkbox"/>
Assistant teacher degree	Level I Teaching Assistant Certification (public); HSD (nonpublic)	CDA or equivalent	<input type="checkbox"/>	CDA or equivalent	<input type="checkbox"/>
Staff professional development	175 hours/5 years (teachers only)	For teachers: At least 15 hours/year	<input checked="" type="checkbox"/>	For teachers & assistants: At least 15 hours/year; individual PD plans; coaching	<input type="checkbox"/>
Maximum class size	20 (3- & 4-year-olds)	20 or lower	<input checked="" type="checkbox"/>	20 or lower	<input checked="" type="checkbox"/>
Staff-child ratio	1:9 (3- & 4-year-olds)	1:10 or better	<input checked="" type="checkbox"/>	1:10 or better	<input checked="" type="checkbox"/>
Screening & referral	Vision, hearing, health & more; Support services	Vision, hearing, health & at least one support service	<input checked="" type="checkbox"/>	Vision, hearing & health screenings; & referral	<input checked="" type="checkbox"/>
Meals	Snack or meal (part-day); At least one meal (school-day)	At least one meal/day	<input type="checkbox"/>	Discontinued	—
Monitoring/Continuous quality improvement system	Structured classroom observations based on funding stream; Monitoring data used for program improvement	Site visits	<input type="checkbox"/>	Structured classroom observation; program improvement plan	<input type="checkbox"/>
			7		
				7	

RESOURCES

Total state pre-K spending	\$791,700,144
Local match required?	No
State Head Start spending	\$0
State spending per child enrolled	\$6,443
All reported spending per child enrolled*	\$6,647

* Pre-K programs may receive additional funds from federal or local sources that are not included in this figure.
 ** Head Start per-child spending includes funding only for 3- and 4-year-olds.
 *** K-12 expenditures include capital spending as well as current operating expenditures.

SPENDING PER CHILD ENROLLED

