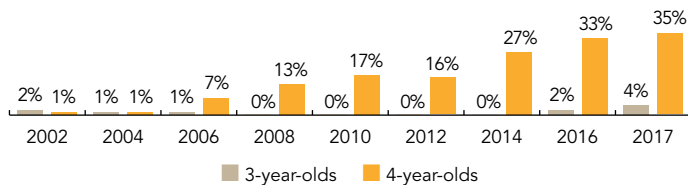
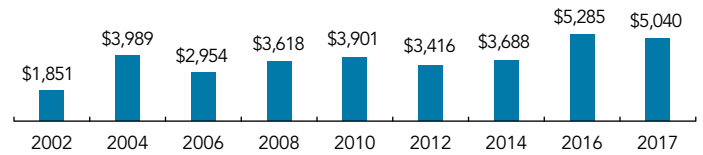


New Mexico

PERCENT OF STATE POPULATION ENROLLED



STATE SPENDING PER CHILD ENROLLED (2017 DOLLARS)



State-funded New Mexico PreK (NM PreK) began in the 2005-2006 school year with the enactment of the PreK Act of 2005. NM PreK is jointly administered by the New Mexico Public Education Department (PED) and the Children, Youth and Families Department (CYFD). PED is responsible for funding and monitoring NM PreK programs provided through school districts, and CYFD for programs operating in community-based organizations and other eligible providers. In the 2016-2017 school year, nearly 70% of school districts offered NM PreK.

In prior years, NM PreK was solely funded through state funds; however, for the past three years, federal TANF funds were added to the state dollars. In 2016-2017, total NM PreK spending increased by \$1.25 million, bringing the total operating budget to \$52.3 million. A competitive process awards programs funds, though preference is given to programs in communities with public elementary schools designated as Title I. Two-thirds of enrolled children at each program site must live in the attendance zone of a Title I elementary school, though eligibility is not determined by a specific family income requirement.

Hours and days per week vary by program, with a minimum of 450 hours per year. In 2014-2015, the legislature provided limited funding for an Extended-day PreK pilot to double the instructional hours to 900 per school year. Some private or nonprofit facilities use Child Care Subsidy dollars for wrap-around care to assist parents who qualify, or to offer reduced rates for private pay. PreK programs in public schools can extend the day using operational dollars or Title I funds.

Despite a significant decrease in enrollment during the 2010-2011 school year, participation and funding for NM PreK has steadily increased. In the 2016-2017 school year, there were 10,379 children (89% were 4-year-olds) participating in NM PreK—a six percent increase from the previous year. The CYFD Early PreK for 3-year-olds doubled in 2016-2017, serving 1,092 three-year-olds across the state.

The New Mexico Early Learning Guidelines (NMELGs) were updated in spring 2017, while infant/toddler ELGs are currently under revision. The New Mexico Kindergarten Observation Tool was field tested in approximately 50% of school districts in 2015-2016 and fully implemented statewide in 2016-2017.

ACCESS RANKINGS	
4-YEAR-OLDS	3-YEAR-OLDS
15	18

RESOURCE RANKINGS	
STATE SPENDING	ALL REPORTED SPENDING
20	31

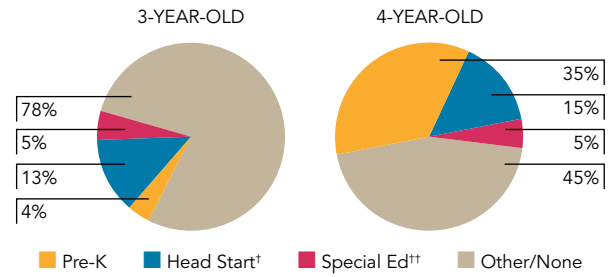
TOTAL BENCHMARKS MET	
CURRENT STANDARDS	NEW STANDARDS
9	9

NEW MEXICO PREK

ACCESS

Total state pre-K enrollment.....	10,379
School districts that offer state program.....	69%
Income requirement.....	No income requirement
Minimum hours of operation.....	2.5 hours/day
Operating schedule.....	Determined locally
Special education enrollment, ages 3 and 4.....	3,893
Federally funded Head Start enrollment, ages 3 and 4.....	7,300
State-funded Head Start enrollment, ages 3 and 4.....	0

STATE PRE-K AND HEAD START ENROLLMENT AS PERCENTAGE OF TOTAL POPULATION



† Some Head Start children may also be counted in state pre-K.
 ** Estimates children in special education not also enrolled in state pre-K or Head Start.

QUALITY STANDARDS CHECKLIST

POLICY	NM PRE-K REQUIREMENT	CURRENT BENCHMARK	MEETS CURRENT BENCHMARK?	NEW BENCHMARK	MEETS NEW BENCHMARK?
Early learning & development standards	Comprehensive, aligned, supported, culturally sensitive	Comprehensive	<input checked="" type="checkbox"/>	Comprehensive, aligned, supported, culturally sensitive	<input checked="" type="checkbox"/>
Curriculum supports	Approval process & supports	New in 2015-2016	—	Approval process & supports	<input checked="" type="checkbox"/>
Teacher degree	BA (public); HSD (nonpublic)	BA	<input type="checkbox"/>	BA	<input type="checkbox"/>
Teacher specialized training	ECE	Specializing in pre-K	<input checked="" type="checkbox"/>	Specializing in pre-K	<input checked="" type="checkbox"/>
Assistant teacher degree	AA in ECE	CDA or equivalent	<input checked="" type="checkbox"/>	CDA or equivalent	<input checked="" type="checkbox"/>
Staff professional development	40 hours/year (public teachers); 28 hours/year (nonpublic teachers & all assistants); PD plans; Coaching	For teachers: At least 15 hours/year	<input checked="" type="checkbox"/>	For teachers & assistants: At least 15 hours/year; individual PD plans; coaching	<input checked="" type="checkbox"/>
Maximum class size	16 (3-year-olds); 20 (4-year-olds)	20 or lower	<input checked="" type="checkbox"/>	20 or lower	<input checked="" type="checkbox"/>
Staff-child ratio	1:8 (3-year-olds); 1:10 (4-year-olds)	1:10 or better	<input checked="" type="checkbox"/>	1:10 or better	<input checked="" type="checkbox"/>
Screening & referral	Vision, hearing, health & more; Support services	Vision, hearing, health & at least one support service	<input checked="" type="checkbox"/>	Vision, hearing & health screenings; & referral	<input checked="" type="checkbox"/>
Meals	At least one meal/day	At least one meal/day	<input checked="" type="checkbox"/>	Discontinued	—
Monitoring/Continuous quality improvement system	Structured classroom observations; Data used for program improvement	Site visits	<input checked="" type="checkbox"/>	Structured classroom observation; program improvement plan	<input checked="" type="checkbox"/>
			9		
				9	

RESOURCES

Total state pre-K spending.....	\$52,310,000
Local match required?.....	No
State Head Start spending.....	\$0
State spending per child enrolled.....	\$5,040
All reported spending per child enrolled*.....	\$5,040

* Pre-K programs may receive additional funds from federal or local sources that are not included in this figure.
 ** Head Start per-child spending includes funding only for 3- and 4-year-olds.
 *** K-12 expenditures include capital spending as well as current operating expenditures.

SPENDING PER CHILD ENROLLED

