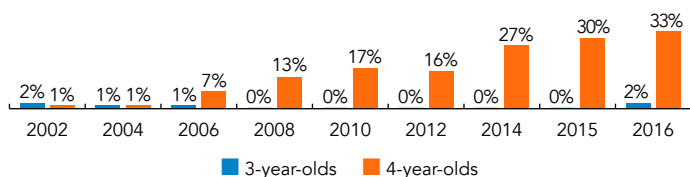
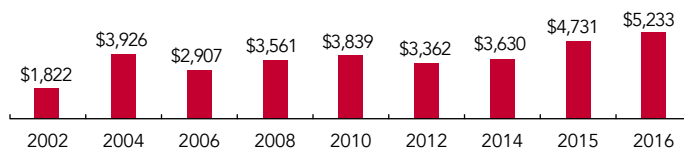


# New Mexico

PERCENT OF STATE POPULATION ENROLLED



STATE SPENDING PER CHILD ENROLLED (2016 DOLLARS)



State-funded New Mexico PreK (NM PreK) began in the 2005-2006 school year with the enactment of the PreK Act of 2005. NM PreK is jointly administered by the New Mexico Public Education Department (PED) and the Children, Youth and Families Department (CYFD). PED is responsible for funding and monitoring the NM PreK programs provided through school districts and CYFD for the programs operating in community-based organizations and other eligible providers. In the 2015-2016 school year, 70% of school districts offered NM PreK, the fourth consecutive year of additional school districts offering the program.

In prior years, NM PreK was solely funded through state funds, however for the past two years, federal TANF funds were added to the state dollars. In 2015-2016, TANF spending increased by \$11 million to \$17.1 million, increasing the total operating budget to \$51 million, from \$39.7 million the previous year. A competitive process awards programs funds, though preference is given to programs in communities with public elementary schools designated as Title I. Two-thirds of enrolled children at each program site must live in the attendance zone of a Title I elementary school, though eligibility is not determined by a specific family income requirement. Starting in 2015, all NM PreK programs were required to participate in the state's new QRIS, FOCUS, as part of the Race to the Top Grant awarded to the state in 2012.

Hours and days per week vary by program with the minimum number of hours being 450 per year. In 2014-2015, the legislature provided limited funding for an Extended-day PreK pilot to double the instructional hours to 900 per school year. Some private or nonprofit facilities use Child Care Subsidy for wrap-around care to assist parents who qualify, or offer reduced rates for private pay. PreK programs in public schools can extend the day using operational dollars or Title I funds.

Following a significant decrease in enrollment during the 2010-2011 school year, participation and funding for NM PreK has steadily increased. In the 2015-2016 school year, 9,757 children (predominantly 4-year-olds) participated in NM PreK, an increase of 16% from the previous year. CYFD was awarded \$3.3 million from the legislature to fund Early PreK for 3-year-olds which began serving additional children in 2016-2017.

The New Mexico Early Learning Guidelines (NMELGs) were updated in the summer of 2014 and are aligned with the state's new KEA and the Common Core State Standards. The New Mexico Kindergarten Observation Tool was field tested in approximately 50% of school districts in 2015-2016, with statewide implementation in 2016-2017.

ACCESS RANKINGS	
4-YEAR-OLDS	3-YEAR-OLDS
16	22

RESOURCE RANKINGS	
STATE SPENDING	ALL REPORTED SPENDING
20	29

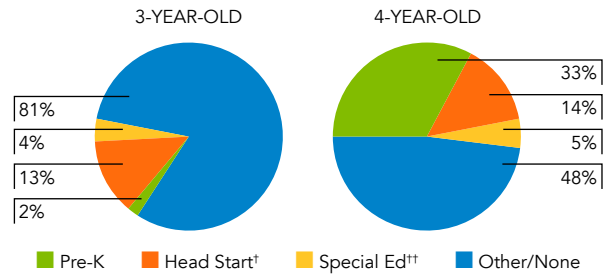
TOTAL BENCHMARKS MET	
CURRENT STANDARDS	NEW STANDARDS
8	8

# NEW MEXICO PREK

## ACCESS

Total state pre-K enrollment.....	9,757
School districts that offer state program .....	70%
Income requirement .....	No income requirement
Minimum hours of operation.....	2.5 hours/day
Operating schedule.....	Determined locally
Special education enrollment, ages 3 and 4 .....	3,713
Federally funded Head Start enrollment, ages 3 and 4 .....	7,300
State-funded Head Start enrollment, ages 3 and 4.....	0

STATE PRE-K AND HEAD START ENROLLMENT AS PERCENTAGE OF TOTAL POPULATION



† Some Head Start children may also be counted in state pre-K.  
 \*\* Estimates children in special education not also enrolled in state pre-K or Head Start.

## QUALITY STANDARDS CHECKLIST

POLICY	NM PRE-K REQUIREMENT	CURRENT BENCHMARK	MEETS CURRENT BENCHMARK?	NEW BENCHMARK	MEETS NEW BENCHMARK?
Early learning & development standards	Comprehensive, aligned, supported, culturally sensitive	Comprehensive	<input checked="" type="checkbox"/>	<b>Comprehensive, aligned, supported, culturally sensitive</b>	<input checked="" type="checkbox"/>
Curriculum supports	Approval process & supports	New in 2015-2016	—	<b>Approval process &amp; supports</b>	<input checked="" type="checkbox"/>
Teacher degree	BA (public); HSD (nonpublic)	BA	<input type="checkbox"/>	<b>BA</b>	<input type="checkbox"/>
Teacher specialized training	ECE	Specializing in pre-K	<input checked="" type="checkbox"/>	<b>Specializing in pre-K</b>	<input checked="" type="checkbox"/>
Assistant teacher degree	Other <sup>13</sup>	CDA or equivalent	<input type="checkbox"/>	<b>CDA or equivalent</b>	<input type="checkbox"/>
Staff professional development	40 hours/year (public teachers); 28 hours/year (nonpublic teachers & all assistants); PD plans; coaching	For teachers: At least 15 hours/year	<input checked="" type="checkbox"/>	<b>For teachers &amp; assistants: At least 15 hours/year; individual PD plans; coaching</b>	<input checked="" type="checkbox"/>
Maximum class size	16 (3-year-olds); 20 (4-year-olds)	20 or lower	<input checked="" type="checkbox"/>	<b>20 or lower</b>	<input checked="" type="checkbox"/>
Staff-child ratio	1:8 (3-year-olds); 1:10 (4-year-olds)	1:10 or better	<input checked="" type="checkbox"/>	<b>1:10 or better</b>	<input checked="" type="checkbox"/>
Screening & referral	Vision, hearing, health & more; Support services	Vision, hearing, health & at least one support service	<input checked="" type="checkbox"/>	<b>Vision, hearing &amp; health screenings; &amp; referral</b>	<input checked="" type="checkbox"/>
Meals	At least one meal/day	At least one meal/day	<input checked="" type="checkbox"/>	<b>Discontinued</b>	—
Monitoring/Continuous quality improvement system	Annual structured classroom observations; Improvement plan	Site visits	<input checked="" type="checkbox"/>	<b>Structured classroom observation; program improvement plan</b>	<input checked="" type="checkbox"/>
			<input checked="" type="checkbox"/> 8		
				<input checked="" type="checkbox"/> 8	

## RESOURCES

Total state pre-K spending .....	\$51,060,000
Local match required? .....	No
State Head Start spending .....	\$0
State spending per child enrolled .....	\$5,233
All reported spending per child enrolled* .....	\$5,233

\* Pre-K programs may receive additional funds from federal or local sources that are not included in this figure.  
 \*\* Head Start per-child spending includes funding only for 3- and 4-year-olds.  
 \*\*\* K-12 expenditures include capital spending as well as current operating expenditures.

SPENDING PER CHILD ENROLLED

