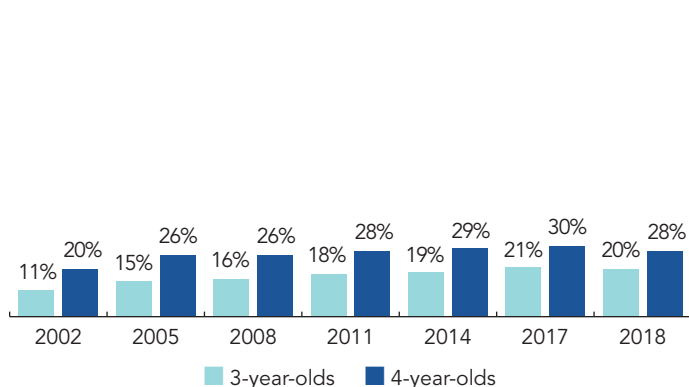
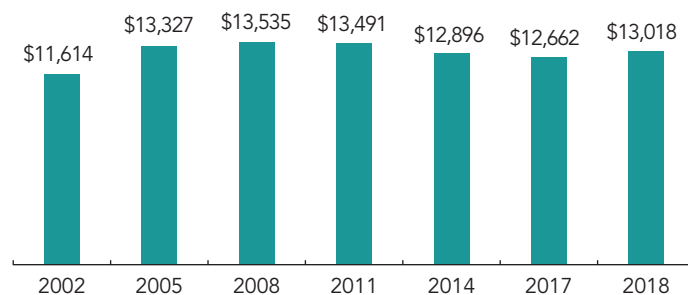


# New Jersey

PERCENT OF STATE POPULATION ENROLLED



STATE SPENDING PER CHILD ENROLLED  
(2018 DOLLARS)



## OVERVIEW

New Jersey preschool programs enrolled 50,684 children in 2017-2018, a decrease of 2,686 children from the prior year. State funding totaled \$659,789,000, down \$15,986,421 (2%), adjusted for inflation, since last year. State spending per child equaled \$13,018 in 2017-2018, up \$356 from 2016-2017, adjusted for inflation. New Jersey met an average of 8 of 10 quality standards benchmarks.

## WHAT'S NEW

Following the New Jersey legislature's appropriation of an additional \$25 million for pre-K expansion in the 2017-2018 budget, Governor Murphy allocated an additional \$50 million for preschool expansion in the 2018-2019 school year. Thirty-three million dollars was also allocated to maintain the prior year expansion and provide a cost of living increase for all other existing preschool slots. The NJ Department of Education (DOE) is leading a competitive application process to award school districts with this additional funding to serve more children in high-quality, full-day preschool programs. Also in 2018, the New Jersey Department of Children and Families was awarded \$10,620,000 under the Preschool Development Grant Birth through Five.

## BACKGROUND

New Jersey funds three preschool programs. The largest and most intensive of the programs, formerly known as the Abbott Preschool Program, served 42,288 children in 35 of the state's poorest school districts during the 2017-2018 school year. The NJ DOE provides funding to eligible districts to provide the program to all 3- and 4-year-olds who live in those districts and choose to enroll. Private child-care centers or Head Start programs that meet state standards may contract with districts to deliver services.

The Non-Abbott Early Childhood Program Aid (ECPA) program operates in districts where 20% to 40% of children met the criteria for free or reduced-price lunch when the program was established in the late 1990's. In the 2017-2018 school year, 12 of 99 ECPA districts participated in the federal Preschool Development Grant (PDG), which enabled 1,489 children to be served in new or enhanced full-day programs.

The third program, formerly known as the Early Launch to Learning Initiative (ELLI), was established in 2004 as part of New Jersey's efforts to expand access to high-quality prekindergarten education to all 4-year-olds in low-income households across the state. During the 2017-2018 school year, 24 districts offered the ELLI program, though nine of these districts are also part of the ECPA program. One ELLI district participated in the federal PDG in 2017-2018, which enabled 114 children to be served in new or enhanced full-day programs.

Finally, three additional districts, outside of New Jersey's state-funded programs, participated in the federal PDG in the 2017-2018 school year, providing new preschool slots to 320 low-income four-year-old children.

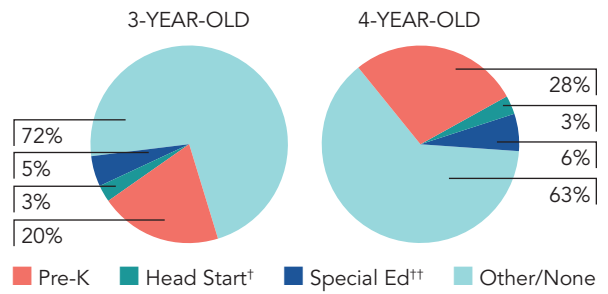
New Jersey's overall support for state-funded preschool, including enrollment and funding for Abbott, ECPA, and ELLI, is depicted in the first two pages of this state profile. The third page focuses solely on Abbott, the fourth page provides information on ECPA, and the fifth on ELLI.

## NEW JERSEY STATE OVERVIEW

### ACCESS

Total state pre-K enrollment .....	50,684
Special education enrollment, ages 3 and 4 .....	12,784
Federally funded Head Start enrollment, ages 3 and 4 .....	12,368
State-funded Head Start enrollment, ages 3 and 4.....	0

### PERCENT OF POPULATION ENROLLED IN PUBLIC ECE

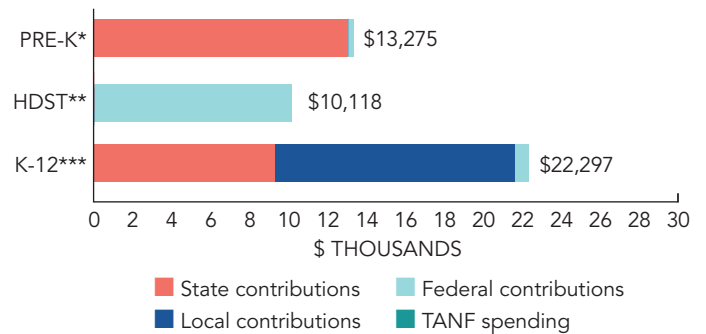


† Some Head Start children may also be counted in state pre-K (ECPA and ELLI).  
 †† Estimates children in special education not also enrolled in state pre-K or Head Start.

### RESOURCES

Total state pre-K spending .....	\$659,789,000
State Head Start spending .....	\$0
State spending per child enrolled .....	\$13,018
All reported spending per child enrolled* .....	\$13,275

### SPENDING PER CHILD ENROLLED



\* Pre-K programs may receive additional funds from federal or local sources that are not included in this figure.  
 \*\* Head Start per-child spending includes funding only for 3- and 4-year-olds.  
 \*\*\* K-12 expenditures include capital spending as well as current operating expenditures.

ACCESS RANKINGS	
4-YEAR-OLDS	3-YEAR-OLDS
24	4

RESOURCE RANKINGS	
STATE SPENDING	ALL REPORTED SPENDING
2	2

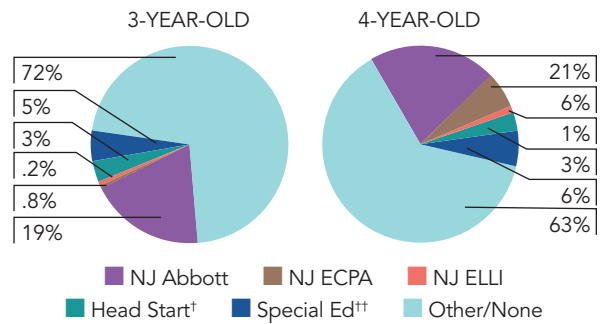
TOTAL BENCHMARKS MET
8

# NEW JERSEY FORMER ABBOTT PRESCHOOL PROGRAM

## ACCESS

Total state pre-K enrollment .....	42,266
School districts that offer state program .....	6%
Income requirement .....	No income requirement
Minimum hours of operation .....	6 hours/day; 5 days/week
Operating schedule .....	School or academic year

PERCENT OF POPULATION ENROLLED IN PUBLIC ECE



† Some Head Start children may also be counted in state pre-K (ECPA and ELLI).  
 †† Estimates children in special education not also enrolled in state pre-K or Head Start.

## QUALITY STANDARDS CHECKLIST

POLICY	NJ ABBOTT REQUIREMENT	BENCHMARK	REQUIREMENT MEETS BENCHMARK?
Early learning & development standards	Comprehensive, aligned, supported, culturally sensitive	<b>Comprehensive, aligned, supported, culturally sensitive</b>	<input checked="" type="checkbox"/>
Curriculum supports	Approval process & supports	<b>Approval process &amp; supports</b>	<input checked="" type="checkbox"/>
Teacher degree	BA	<b>BA</b>	<input checked="" type="checkbox"/>
Teacher specialized training	ECE	<b>Specializing in pre-K</b>	<input checked="" type="checkbox"/>
Assistant teacher degree	HSD	<b>CDA or equivalent</b>	<input type="checkbox"/>
Staff professional development	100 hours/5 years; PD plans (teachers only); Coaching	<b>For teachers &amp; assistants: At least 15 hours/year; individual PD plans; coaching</b>	<input type="checkbox"/>
Maximum class size	15 (3- & 4-year-olds)	<b>20 or lower</b>	<input checked="" type="checkbox"/>
Staff-child ratio	2:15 (3- & 4-year-olds)	<b>1:10 or better</b>	<input checked="" type="checkbox"/>
Screening & referral	Vision, hearing, health & more	<b>Vision, hearing &amp; health screenings; &amp; referral</b>	<input checked="" type="checkbox"/>
Continuous quality improvement system	Structured classroom observations; Data used for program improvement	<b>Structured classroom observations; data used for program improvement</b>	<input checked="" type="checkbox"/>

For more information about the benchmarks, see the Executive Summary and Roadmap to State Profile Pages.

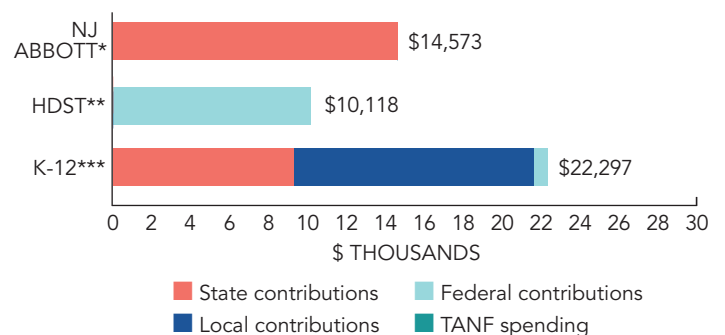


## RESOURCES

Total state pre-K spending .....	\$615,958,329
Local match required? .....	No
State spending per child enrolled .....	\$14,573
All reported spending per child enrolled* .....	\$14,573

\* Pre-K programs may receive additional funds from federal or local sources that are not included in this figure.  
 \*\* Head Start per-child spending includes funding only for 3- and 4-year-olds.  
 \*\*\* K-12 expenditures include capital spending as well as current operating expenditures.

SPENDING PER CHILD ENROLLED

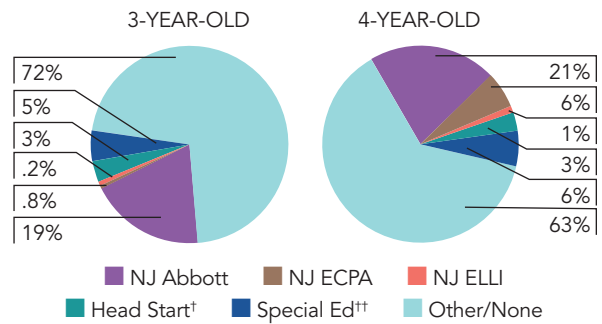


# NEW JERSEY FORMER NON-ABBOTT EARLY CHILDHOOD PROGRAM AID

## ACCESS

Total state pre-K enrollment .....	7,676
School districts that offer state program .....	16%
Income requirement .....	No income requirement
Minimum hours of operation .....	2.5 hours/day; 5 days/week
Operating schedule .....	School or academic year

## PERCENT OF POPULATION ENROLLED IN PUBLIC ECE



† Some Head Start children may also be counted in state pre-K (ECPA and ELLI).  
 †† Estimates children in special education not also enrolled in state pre-K or Head Start.

## QUALITY STANDARDS CHECKLIST

POLICY	NJ ECPA REQUIREMENT	BENCHMARK	REQUIREMENT MEETS BENCHMARK?
Early learning & development standards	Comprehensive, aligned, supported, culturally sensitive	<b>Comprehensive, aligned, supported, culturally sensitive</b>	<input checked="" type="checkbox"/>
Curriculum supports	Approval process & supports	<b>Approval process &amp; supports</b>	<input checked="" type="checkbox"/>
Teacher degree	BA	<b>BA</b>	<input checked="" type="checkbox"/>
Teacher specialized training	ECE	<b>Specializing in pre-K</b>	<input checked="" type="checkbox"/>
Assistant teacher degree	HSD	<b>CDA or equivalent</b>	<input type="checkbox"/>
Staff professional development	100 hours/5 years; PD plans (teachers only); Coaching	<b>For teachers &amp; assistants: At least 15 hours/year; individual PD plans; coaching</b>	<input type="checkbox"/>
Maximum class size	18 (3- & 4-year-olds)	<b>20 or lower</b>	<input checked="" type="checkbox"/>
Staff-child ratio	1:9 (3- & 4-year-olds)	<b>1:10 or better</b>	<input checked="" type="checkbox"/>
Screening & referral	Vision, hearing, health & more	<b>Vision, hearing &amp; health screenings; &amp; referral</b>	<input checked="" type="checkbox"/>
Continuous quality improvement system	Structured classroom observations; Data used for program improvement	<b>Structured classroom observations; data used for program improvement</b>	<input checked="" type="checkbox"/>

For more information about the benchmarks, see the Executive Summary and Roadmap to State Profile Pages.

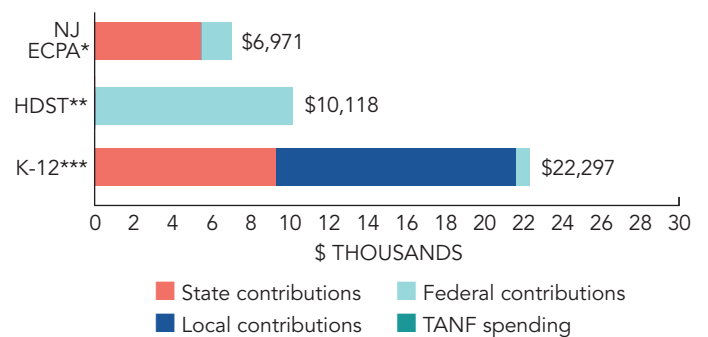


## RESOURCES

Total state pre-K spending .....	\$41,550,371
Local match required? .....	No
State spending per child enrolled .....	\$5,413
All reported spending per child enrolled* .....	\$6,971

\* Pre-K programs may receive additional funds from federal or local sources that are not included in this figure.  
 \*\* Head Start per-child spending includes funding only for 3- and 4-year-olds.  
 \*\*\* K-12 expenditures include capital spending as well as current operating expenditures.

## SPENDING PER CHILD ENROLLED

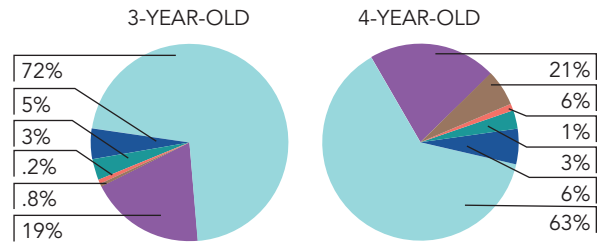


# NEW JERSEY FORMER EARLY LAUNCH TO LEARNING INITIATIVE

## ACCESS

Total state pre-K enrollment .....	742
School districts that offer state program .....	4%
Income requirement .....	185% FPL
Minimum hours of operation .....	2.5 hours/day; 5 days/week
Operating schedule .....	School or academic year

## PERCENT OF POPULATION ENROLLED IN PUBLIC ECE



■ NJ Abbott    ■ NJ ECPA    ■ NJ ELLI  
■ Head Start†    ■ Special Ed††    ■ Other/None

† Some Head Start children may also be counted in state pre-K (ECPA and ELLI).  
 †† Estimates children in special education not also enrolled in state pre-K or Head Start.

## QUALITY STANDARDS CHECKLIST

POLICY	NJ ELLI REQUIREMENT	BENCHMARK	REQUIREMENT MEETS BENCHMARK?
Early learning & development standards	Comprehensive, aligned, supported, culturally sensitive	<b>Comprehensive, aligned, supported, culturally sensitive</b>	<input checked="" type="checkbox"/>
Curriculum supports	Approval process & supports	<b>Approval process &amp; supports</b>	<input checked="" type="checkbox"/>
Teacher degree	BA	<b>BA</b>	<input checked="" type="checkbox"/>
Teacher specialized training	ECE	<b>Specializing in pre-K</b>	<input checked="" type="checkbox"/>
Assistant teacher degree	HSD	<b>CDA or equivalent</b>	<input type="checkbox"/>
Staff professional development	100 hours/5 years; PD plans (teachers only); Coaching	<b>For teachers &amp; assistants: At least 15 hours/year; individual PD plans; coaching</b>	<input type="checkbox"/>
Maximum class size	20 (4-year-olds)	<b>20 or lower</b>	<input checked="" type="checkbox"/>
Staff-child ratio	1:10 (4-year-olds)	<b>1:10 or better</b>	<input checked="" type="checkbox"/>
Screening & referral	Vision, hearing, health & more	<b>Vision, hearing &amp; health screenings; &amp; referral</b>	<input checked="" type="checkbox"/>
Continuous quality improvement system	Structured classroom observations; Data used for program improvement	<b>Structured classroom observations; data used for program improvement</b>	<input checked="" type="checkbox"/>

For more information about the benchmarks, see the Executive Summary and Roadmap to State Profile Pages.



## RESOURCES

Total state pre-K spending .....	\$2,280,300
Local match required? .....	Yes
State Head Start spending .....	\$0
State spending per child enrolled .....	\$3,073
All reported spending per child enrolled* .....	\$4,558

\* Pre-K programs may receive additional funds from federal or local sources that are not included in this figure.  
 \*\* Head Start per-child spending includes funding only for 3- and 4-year-olds.  
 \*\*\* K-12 expenditures include capital spending as well as current operating expenditures.

## SPENDING PER CHILD ENROLLED

