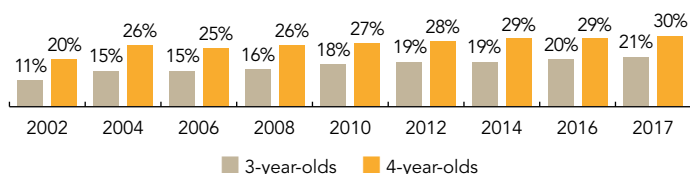
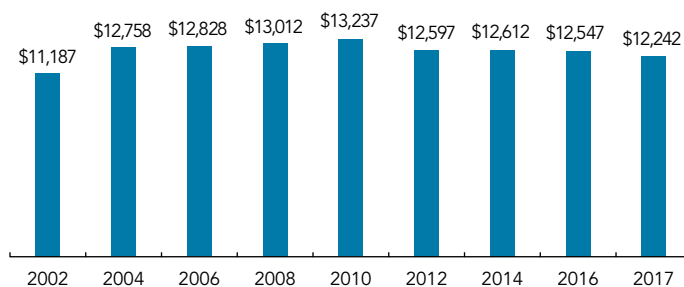


New Jersey

PERCENT OF STATE POPULATION ENROLLED



STATE SPENDING PER CHILD ENROLLED
(2017 DOLLARS)



New Jersey funds three preschool programs. The largest and most intensive of the programs, formerly known as the Abbott Preschool Program, served 45,355 children in 35 of the state's poorest school districts during the 2016-2017 school year. The New Jersey Department of Education (DOE) provides funding to eligible districts to provide the program to all 3- and 4-year olds who live in those districts and choose to enroll. Private child-care centers or Head Start programs that meet state standards may contract with districts to deliver services. Abbott districts also receive supplemental child care subsidy funds from the state Department of Human Services (DHS) to provide extended-day and extended-year services to eligible families. When a new school funding formula was passed 2008-2009 school year, a "hold harmless" article was put in place which requires that former Abbott districts receive no less in preschool aid from the DOE than they did in the 2008-2009 school year.

The Non-Abbott Early Childhood Program Aid (ECPA) program is required only in districts where 20% to 40% of children meet the criteria for free or reduced-price lunch services. In the 2016-2017 school year, several former ECPA districts participated in the federal Preschool Expansion Grant, which enabled additional children to be served in full-day programs.

The third program, formerly known as the Early Launch to Learning Initiative (ELLI), was established in 2004 as part of New Jersey's efforts to expand access to high-quality prekindergarten education to all 4-year-olds in low-income households across the state. In the initial year of funding, all Non-Abbott districts were eligible to apply for funds; however, new districts have been unable to apply due to limited funds. The 2016-2017 school year continues to see 24 districts offering the ELLI program to 753 children, an increase in enrollment from the previous year. One ELLI district was supported by PDG funding in 2016-2017. State funding for the ELLI program has remained the same since the 2008-2009 school year.

In 2014, New Jersey was awarded a competitive federal Preschool Development Grant (PDG) for \$17.5 million annually for four years, subject to federal appropriations. Through this grant, in the 2016-2017 school year, 767 additional children were enrolled in preschool ECPA and ELLI programs as well as other districts. PDG funding was also used to enhance the quality of 1,120 slots in ECPA and ELLI programs as well as other districts in the state.

In the 2018 budget, the NJ legislature appropriated \$25 million for expansion of high-quality preschool to eligible ECPA and ELLI districts. Preschool Education Expansion Aid was awarded on a competitive basis to 26 districts to create additional preschool slots or enhance existing preschool slots. However, the total amount awarded to districts was \$20 million.

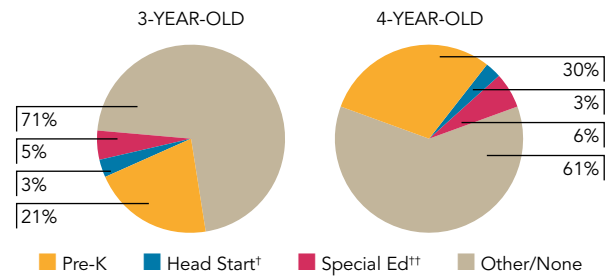
To report the contributions New Jersey makes to preschool education through its three separate programs, summary information reflecting the state's overall commitment to preschool is first presented, where enrollment and state spending for the former Abbott, ECPA, and ELLI programs are combined to demonstrate a comprehensive state profile. Next, we present specific details about each initiative in the state: the third page of this profile focuses exclusively on the former Abbott program, the fourth page on the former ECPA program, and the final page on the former ELLI program.

NEW JERSEY STATE OVERVIEW

ACCESS

Total state pre-K enrollment.....	53,370
Special education enrollment, ages 3 and 4	12,437
Federally funded Head Start enrollment, ages 3 and 4	12,519
State-funded Head Start enrollment, ages 3 and 4.....	0

STATE PRE-K AND HEAD START ENROLLMENT AS PERCENTAGE OF TOTAL POPULATION



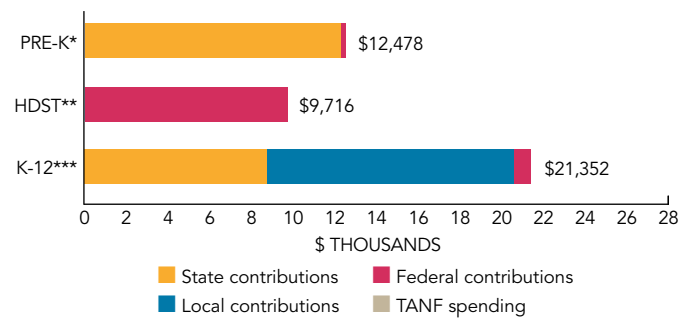
† Some Head Start children may also be counted in state pre-K (ECPA).

** Estimates children in special education not also enrolled in state pre-K or Head Start.

RESOURCES

Total state pre-K spending	\$653,333,890
State Head Start spending	\$0
State spending per child enrolled	\$12,242
All reported spending per child enrolled*	\$12,478

SPENDING PER CHILD ENROLLED



* Pre-K programs may receive additional funds from federal or local sources that are not included in this figure.

** Head Start per-child spending includes funding only for 3- and 4-year-olds.

*** K-12 expenditures include capital spending as well as current operating expenditures.

ACCESS RANKINGS	
4-YEAR-OLDS	3-YEAR-OLDS
21	3

RESOURCE RANKINGS	
STATE SPENDING	ALL REPORTED SPENDING
2	2

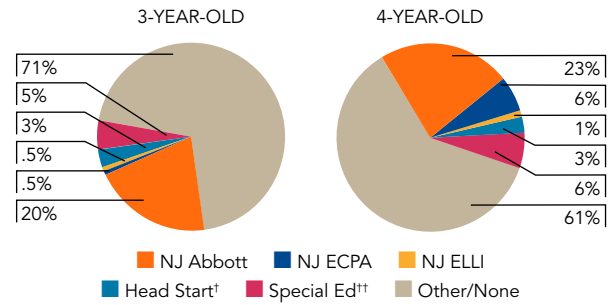
TOTAL BENCHMARKS MET	
CURRENT STANDARDS	NEW STANDARDS
8.7	7.8

NEW JERSEY FORMER ABBOTT PRESCHOOL PROGRAM

ACCESS

Total state pre-K enrollment 45,355
 School districts that offer state program 6%
 Income requirement No income requirement
 Minimum hours of operation 6 hours/day; 5 days/week
 Operating schedule School or academic year

STATE PRE-K AND HEAD START ENROLLMENT AS PERCENTAGE OF TOTAL POPULATION



† Some Head Start children may also be counted in state pre-K (ECPA).
 †† Estimates children in special education not also enrolled in state pre-K or Head Start.

QUALITY STANDARDS CHECKLIST

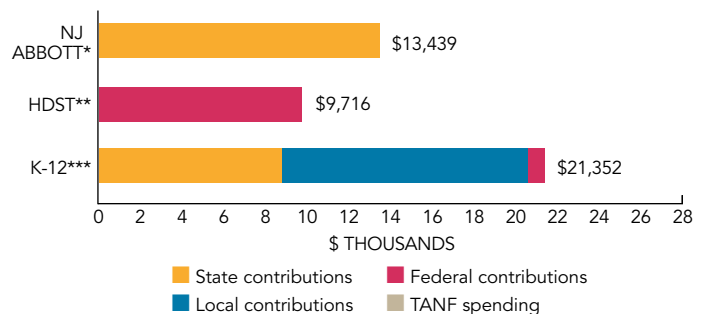
POLICY	NJ ABBOTT REQUIREMENT	CURRENT BENCHMARK	MEETS CURRENT BENCHMARK?	NEW BENCHMARK	MEETS NEW BENCHMARK?
Early learning & development standards	Comprehensive, aligned, supported, culturally sensitive	Comprehensive	<input checked="" type="checkbox"/>	Comprehensive, aligned, supported, culturally sensitive	<input checked="" type="checkbox"/>
Curriculum supports	Approval process & supports	New in 2015-2016	—	Approval process & supports	<input checked="" type="checkbox"/>
Teacher degree	BA	BA	<input checked="" type="checkbox"/>	BA	<input checked="" type="checkbox"/>
Teacher specialized training	ECE	Specializing in pre-K	<input checked="" type="checkbox"/>	Specializing in pre-K	<input checked="" type="checkbox"/>
Assistant teacher degree	HSD	CDA or equivalent	<input type="checkbox"/>	CDA or equivalent	<input type="checkbox"/>
Staff professional development	100 hours/5 years; PD plans (teachers only); Coaching	For teachers: At least 15 hours/year	<input checked="" type="checkbox"/>	For teachers & assistants: At least 15 hours/year; individual PD plans; coaching	<input type="checkbox"/>
Maximum class size	15 (3- & 4-year-olds)	20 or lower	<input checked="" type="checkbox"/>	20 or lower	<input checked="" type="checkbox"/>
Staff-child ratio	2:15 (3- & 4-year-olds)	1:10 or better	<input checked="" type="checkbox"/>	1:10 or better	<input checked="" type="checkbox"/>
Screening & referral	Vision, hearing, health & more; Support services	Vision, hearing, health & at least one support service	<input checked="" type="checkbox"/>	Vision, hearing & health screenings; & referral	<input checked="" type="checkbox"/>
Meals	Breakfast, lunch, snack	At least one meal/day	<input checked="" type="checkbox"/>	Discontinued	—
Monitoring/Continuous quality improvement system	Structured classroom observations; Data used for program improvement	Site visits	<input checked="" type="checkbox"/>	Structured classroom observation; program improvement plan	<input checked="" type="checkbox"/>
			9		
					8

RESOURCES

Total state pre-K spending \$609,503,219
 Local match required? No
 State spending per child enrolled \$13,439
 All reported spending per child enrolled* \$13,439

* Pre-K programs may receive additional funds from federal or local sources that are not included in this figure.
 ** Head Start per-child spending includes funding only for 3- and 4-year-olds.
 *** K-12 expenditures include capital spending as well as current operating expenditures.

SPENDING PER CHILD ENROLLED

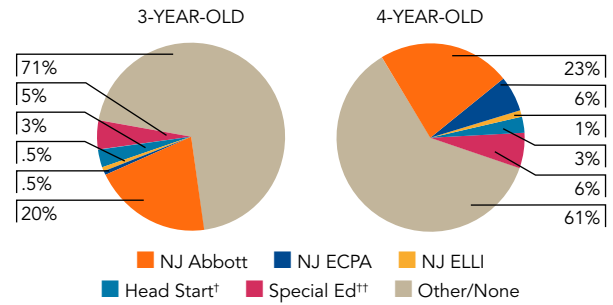


NEW JERSEY FORMER NON-ABBOTT EARLY CHILDHOOD PROGRAM AID

ACCESS

Total state pre-K enrollment.....	7,262
School districts that offer state program	16%
Income requirement	No income requirement
Minimum hours of operation.....	2.5 hours/day; 5 days/week
Operating schedule.....	School or academic year

STATE PRE-K AND HEAD START ENROLLMENT AS PERCENTAGE OF TOTAL POPULATION



† Some Head Start children may also be counted in state pre-K (ECPA).
 †† Estimates children in special education not also enrolled in state pre-K or Head Start.

QUALITY STANDARDS CHECKLIST

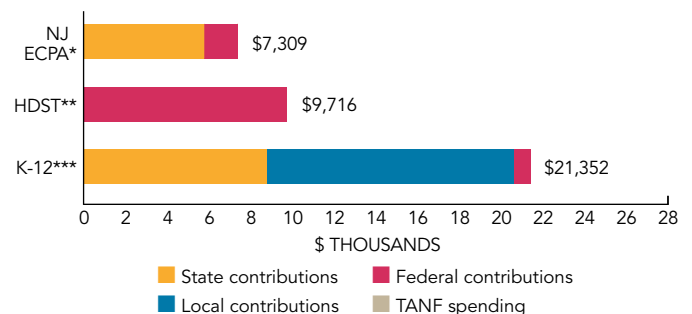
POLICY	NJ ECPA REQUIREMENT	CURRENT BENCHMARK	MEETS CURRENT BENCHMARK?	NEW BENCHMARK	MEETS NEW BENCHMARK?
Early learning & development standards	Comprehensive, aligned, supported, culturally sensitive	Comprehensive	<input checked="" type="checkbox"/>	Comprehensive, aligned, supported, culturally sensitive	<input checked="" type="checkbox"/>
Curriculum supports	Approval process & supports	New in 2015-2016	—	Approval process & supports	<input checked="" type="checkbox"/>
Teacher degree	BA	BA	<input checked="" type="checkbox"/>	BA	<input checked="" type="checkbox"/>
Teacher specialized training	ECE	Specializing in pre-K	<input checked="" type="checkbox"/>	Specializing in pre-K	<input checked="" type="checkbox"/>
Assistant teacher degree	HSD	CDA or equivalent	<input type="checkbox"/>	CDA or equivalent	<input type="checkbox"/>
Staff professional development	100 hours/5 years; PD plans (public teachers only); Coaching	For teachers: At least 15 hours/year	<input checked="" type="checkbox"/>	For teachers & assistants: At least 15 hours/year; individual PD plans; coaching	<input type="checkbox"/>
Maximum class size	18 (3- & 4-year-olds)	20 or lower	<input checked="" type="checkbox"/>	20 or lower	<input checked="" type="checkbox"/>
Staff-child ratio	1:9 (3- & 4-year-olds)	1:10 or better	<input checked="" type="checkbox"/>	1:10 or better	<input checked="" type="checkbox"/>
Screening & referral	Vision, hearing, health & more; Support services	Vision, hearing, health & at least one support service	<input checked="" type="checkbox"/>	Vision, hearing & health screenings; & referral	<input checked="" type="checkbox"/>
Meals	Depends on length of program day	At least one meal/day	<input type="checkbox"/>	Discontinued	—
Monitoring/Continuous quality improvement system	Structured classroom observations (PDG classrooms); Monitoring data used for program improvement	Site visits	<input type="checkbox"/>	Structured classroom observation; program improvement plan	<input type="checkbox"/>
			7		
				7	

RESOURCES

Total state pre-K spending	\$41,550,371
Local match required?	No
State spending per child enrolled	\$5,722
All reported spending per child enrolled*	\$7,309

* Pre-K programs may receive additional funds from federal or local sources that are not included in this figure.
 ** Head Start per-child spending includes funding only for 3- and 4-year-olds.
 *** K-12 expenditures include capital spending as well as current operating expenditures.

SPENDING PER CHILD ENROLLED

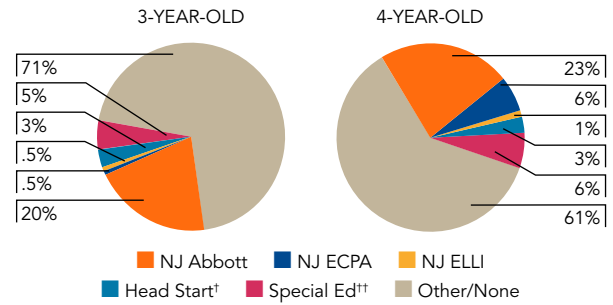


NEW JERSEY FORMER EARLY LAUNCH TO LEARNING INITIATIVE

ACCESS

Total state pre-K enrollment..... 753
 School districts that offer state program 4%
 Income requirement 185% FPL
 Minimum hours of operation 2.5 hours/day; 5 days/week
 Operating schedule School or academic year

STATE PRE-K AND HEAD START ENROLLMENT AS PERCENTAGE OF TOTAL POPULATION



† Some Head Start children may also be counted in state pre-K (ECPA).
 †† Estimates children in special education not also enrolled in state pre-K or Head Start.

QUALITY STANDARDS CHECKLIST

POLICY	NJ ELLI REQUIREMENT	CURRENT BENCHMARK	MEETS CURRENT BENCHMARK?	NEW BENCHMARK	MEETS NEW BENCHMARK?
Early learning & development standards	Comprehensive, aligned, supported, culturally sensitive	Comprehensive	<input checked="" type="checkbox"/>	Comprehensive, aligned, supported, culturally sensitive	<input checked="" type="checkbox"/>
Curriculum supports	Approval process & supports	New in 2015-2016	—	Approval process & supports	<input checked="" type="checkbox"/>
Teacher degree	BA	BA	<input checked="" type="checkbox"/>	BA	<input checked="" type="checkbox"/>
Teacher specialized training	ECE	Specializing in pre-K	<input checked="" type="checkbox"/>	Specializing in pre-K	<input checked="" type="checkbox"/>
Assistant teacher degree	HSD	CDA or equivalent	<input type="checkbox"/>	CDA or equivalent	<input type="checkbox"/>
Staff professional development	100 hours/5 years; PD plans (teachers only); Coaching	For teachers: At least 15 hours/year	<input checked="" type="checkbox"/>	For teachers & assistants: At least 15 hours/year; individual PD plans; coaching	<input type="checkbox"/>
Maximum class size	20 (4-year-olds)	20 or lower	<input checked="" type="checkbox"/>	20 or lower	<input checked="" type="checkbox"/>
Staff-child ratio	1:10 (4-year-olds)	1:10 or better	<input checked="" type="checkbox"/>	1:10 or better	<input checked="" type="checkbox"/>
Screening & referral	Vision, hearing, health & more; Support services	Vision, hearing, health & at least one support service	<input checked="" type="checkbox"/>	Vision, hearing & health screenings; & referral	<input checked="" type="checkbox"/>
Meals	Depends on length of program day	At least one meal/day	<input type="checkbox"/>	Discontinued	—
Monitoring/Continuous quality improvement system	Structured classroom observations (PDG classrooms); Monitoring data used for program improvement	Site visits	<input type="checkbox"/>	Structured classroom observation; program improvement plan	<input type="checkbox"/>
			7		
				7	

RESOURCES

Total state pre-K spending \$2,280,300
 Local match required? Yes
 State spending per child enrolled \$3,028
 All reported spending per child enrolled* \$4,443

* Pre-K programs may receive additional funds from federal or local sources that are not included in this figure.
 ** Head Start per-child spending includes funding only for 3- and 4-year-olds.
 *** K-12 expenditures include capital spending as well as current operating expenditures.

SPENDING PER CHILD ENROLLED

