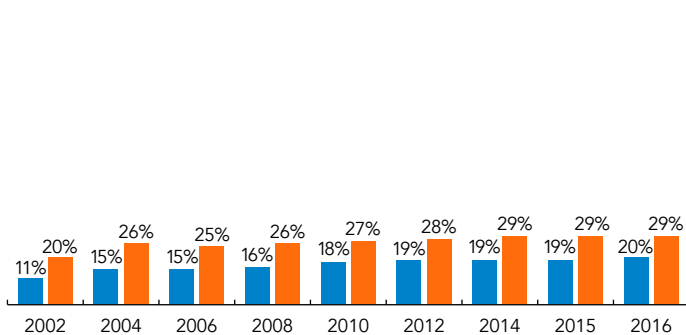
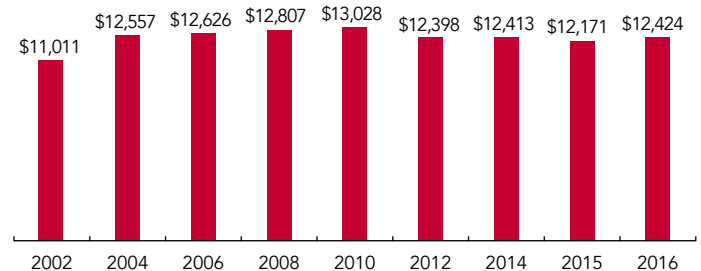


# New Jersey

PERCENT OF STATE POPULATION ENROLLED



STATE SPENDING PER CHILD ENROLLED  
(2016 DOLLARS)



The state of New Jersey funds three preschool programs. The largest and most intensive of the programs, formerly known as the Abbott Preschool Program, served 43,597 children in 35 of the state’s poorest school districts during the 2015-2016 school year. The New Jersey Department of Education (DOE) provides funding to eligible districts to provide the program to all 3- and 4-year-olds who live in those districts and choose to enroll. Private child-care centers or Head Start programs that meet state standards may contract with districts to deliver services. Abbott districts also receive supplemental child care subsidy funds from the state Department of Human Services (DHS) to provide extended-day and extended-year services to eligible families. When the school funding formula went into effect in 2008-2009 school year, a “hold harmless” article was put in place which requires that former Abbott districts receive no less in preschool aid from the DOE than they did in the 2008-2009 school year.

The Non-Abbott Early Childhood Program Aid (ECPA) program is required only in districts where 20 to 40% of children meet the criteria for free or reduced-price lunch services. In the 2015-2016 school year, several former ECPA districts participated in the federal Preschool Expansion Grant, which resulted in an increase in enrollment, reversing a three-year trend of declining enrollment. Future enrollment changes in these districts are expected, with additional children enrolling and/or moving from half- to full-day programs.

The third program, formerly known as the Early Launch to Learning Initiative (ELLI) was established in 2004 as part of New Jersey’s efforts to offer access to high-quality prekindergarten education to all of the state’s low-income 4-year-olds. Initially, all Non-Abbott districts were eligible to apply for funds; however, new districts have been unable to apply in recent years due to limited funds. The 2015-2016 school year continues to see 24 districts offering the ELLI program to 631 children, holding stagnant from the previous year. Funding for the ELLI program has remained the same since the 2008-2009 school year.

In 2014, New Jersey was awarded a competitive federal Preschool Development Grant (PDG) for \$17.5 million annually for four years, subject to federal appropriations. Through this grant, in the 2015-2016 school year, 883 additional children were enrolled in preschool ECPA and ELLI programs as well as other districts. PDG funding was also used to enhance the quality of 753 slots in ECPA and ELLI programs.

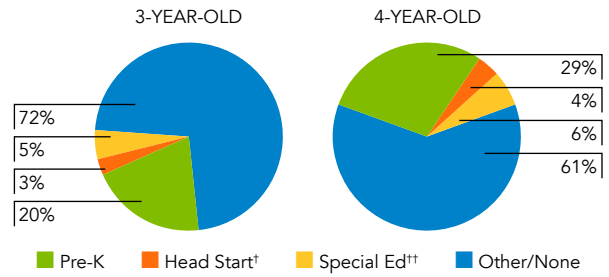
In order to present the contributions New Jersey makes to preschool education through its three separate programs, summary information reflecting the state’s overall commitment to preschool is first presented, where enrollment and state spending for the former Abbott, ECPA, and ELLI programs are combined to demonstrate a comprehensive state profile. Next, we present specific details about each initiative in the state: the third page of this profile focuses exclusively on the former Abbott program, the fourth page on the former ECPA program, and the final page on the former ELLI program.

# NEW JERSEY STATE OVERVIEW

## ACCESS

Total state pre-K enrollment.....	52,770
Special education enrollment, ages 3 and 4 .....	12,193
Federally funded Head Start enrollment, ages 3 and 4 .....	12,939
State-funded Head Start enrollment, ages 3 and 4.....	0

STATE PRE-K AND HEAD START ENROLLMENT AS PERCENTAGE OF TOTAL POPULATION

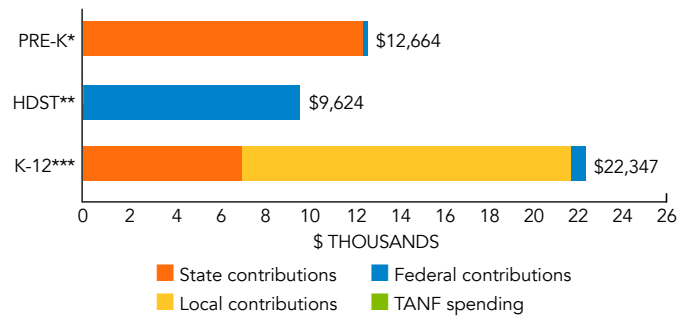


† Estimates children in Head Start not also enrolled in state pre-K.  
 \*\* Estimates children in special education not also enrolled in state pre-K or Head Start.

## RESOURCES

Total state pre-K spending .....	\$655,609,300
State Head Start spending .....	\$0
State spending per child enrolled .....	\$12,424
All reported spending per child enrolled* .....	\$12,664

SPENDING PER CHILD ENROLLED



\* Pre-K programs may receive additional funds from federal or local sources that are not included in this figure.  
 \*\* Head Start per-child spending includes funding only for 3- and 4-year-olds.  
 \*\*\* K-12 expenditures include capital spending as well as current operating expenditures.

ACCESS RANKINGS	
4-YEAR-OLDS	3-YEAR-OLDS
20	4

RESOURCE RANKINGS	
STATE SPENDING	ALL REPORTED SPENDING
2	2

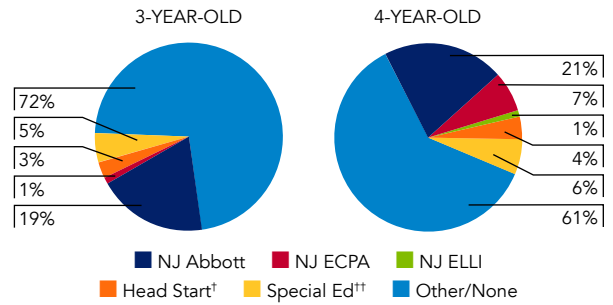
TOTAL BENCHMARKS MET	
CURRENT STANDARDS	NEW STANDARDS
8.8	8.8

# NEW JERSEY FORMER ABBOTT PRESCHOOL PROGRAM

## ACCESS

Total state pre-K enrollment.....	43,597
School districts that offer state program .....	6%
Income requirement .....	No income requirement
Minimum hours of operation.....	6 hours/day; 5 days/week
Operating schedule.....	School or academic year
Special education enrollment, ages 3 and 4 .....	12,193
Federally funded Head Start enrollment, ages 3 and 4 .....	12,939

STATE PRE-K AND HEAD START ENROLLMENT AS PERCENTAGE OF TOTAL POPULATION



† Estimates children in Head Start not also enrolled in state pre-K.  
 †† Estimates children in special education not also enrolled in state pre-K or Head Start.

## QUALITY STANDARDS CHECKLIST

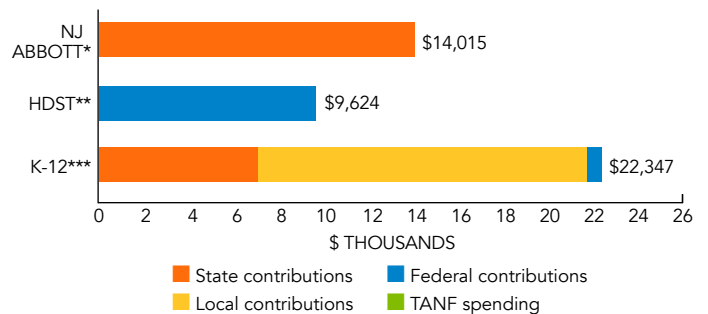
POLICY	NJ ABBOTT REQUIREMENT	CURRENT BENCHMARK	MEETS CURRENT BENCHMARK?	NEW BENCHMARK	MEETS NEW BENCHMARK?
Early learning & development standards	Comprehensive, aligned, supported, culturally sensitive	Comprehensive	<input checked="" type="checkbox"/>	Comprehensive, aligned, supported, culturally sensitive	<input checked="" type="checkbox"/>
Curriculum supports	Approval process & supports	New in 2015-2016	—	Approval process & supports	<input checked="" type="checkbox"/>
Teacher degree	BA	BA	<input checked="" type="checkbox"/>	BA	<input checked="" type="checkbox"/>
Teacher specialized training	ECE	Specializing in pre-K	<input checked="" type="checkbox"/>	Specializing in pre-K	<input checked="" type="checkbox"/>
Assistant teacher degree	HSD	CDA or equivalent	<input type="checkbox"/>	CDA or equivalent	<input type="checkbox"/>
Staff professional development	100 hours/5 years; PD plans; coaching	For teachers: At least 15 hours/year	<input checked="" type="checkbox"/>	For teachers & assistants: At least 15 hours/year; individual PD plans; coaching	<input checked="" type="checkbox"/>
Maximum class size	15 (3- & 4-year-olds)	20 or lower	<input checked="" type="checkbox"/>	20 or lower	<input checked="" type="checkbox"/>
Staff-child ratio	2:15 (3- & 4-year-olds)	1:10 or better	<input checked="" type="checkbox"/>	1:10 or better	<input checked="" type="checkbox"/>
Screening & referral	Vision, hearing, health & more; Support services	Vision, hearing, health & at least one support service	<input checked="" type="checkbox"/>	Vision, hearing & health screenings; & referral	<input checked="" type="checkbox"/>
Meals	Breakfast, lunch, snack	At least one meal/day	<input checked="" type="checkbox"/>	Discontinued	—
Monitoring/Continuous quality improvement system	Structured classroom observations (more than once/year); Improvement plan	Site visits	<input checked="" type="checkbox"/>	Structured classroom observation; program improvement plan	<input checked="" type="checkbox"/>
			9		
				9	

## RESOURCES

Total state pre-K spending .....	\$611,000,000
Local match required? .....	No
State spending per child enrolled .....	\$14,015
All reported spending per child enrolled* .....	\$14,015

\* Pre-K programs may receive additional funds from federal or local sources that are not included in this figure.  
 \*\* Head Start per-child spending includes funding only for 3- and 4-year-olds.  
 \*\*\* K-12 expenditures include capital spending as well as current operating expenditures.

SPENDING PER CHILD ENROLLED

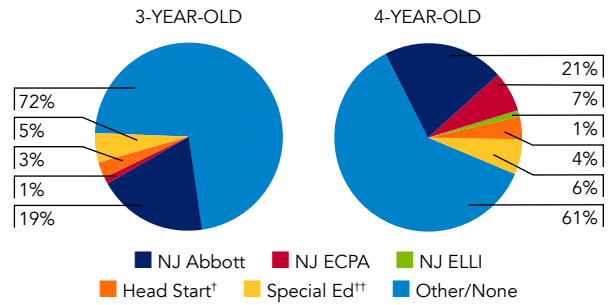


# NEW JERSEY FORMER NON-ABBOTT EARLY CHILDHOOD PROGRAM AID

## ACCESS

Total state pre-K enrollment.....	8,542
School districts that offer state program .....	16%
Income requirement .....	No income requirement
Minimum hours of operation.....	2.5 hours/day; 5 days/week
Operating schedule.....	School or academic year
Special education enrollment, ages 3 and 4 .....	12,193
Federally funded Head Start enrollment, ages 3 and 4 .....	12,939

STATE PRE-K AND HEAD START ENROLLMENT AS PERCENTAGE OF TOTAL POPULATION



† Estimates children in Head Start not also enrolled in state pre-K.  
 †† Estimates children in special education not also enrolled in state pre-K or Head Start.

## QUALITY STANDARDS CHECKLIST

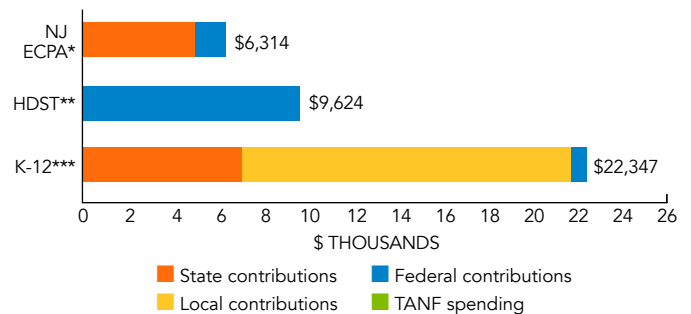
POLICY	NJ ECPA REQUIREMENT	CURRENT BENCHMARK	MEETS CURRENT BENCHMARK?	NEW BENCHMARK	MEETS NEW BENCHMARK?
Early learning & development standards	Comprehensive, aligned, supported, culturally sensitive	Comprehensive	<input checked="" type="checkbox"/>	Comprehensive, aligned, supported, culturally sensitive	<input checked="" type="checkbox"/>
Curriculum supports	Approval process & supports	New in 2015-2016	—	Approval process & supports	<input checked="" type="checkbox"/>
Teacher degree	BA	BA	<input checked="" type="checkbox"/>	BA	<input checked="" type="checkbox"/>
Teacher specialized training	ECE	Specializing in pre-K	<input checked="" type="checkbox"/>	Specializing in pre-K	<input checked="" type="checkbox"/>
Assistant teacher degree	HSD	CDA or equivalent	<input type="checkbox"/>	CDA or equivalent	<input type="checkbox"/>
Staff professional development	100 hours/5 years; PD plans; coaching	For teachers: At least 15 hours/year	<input checked="" type="checkbox"/>	For teachers & assistants: At least 15 hours/year; individual PD plans; coaching	<input checked="" type="checkbox"/>
Maximum class size	18 (3- & 4-year-olds)	20 or lower	<input checked="" type="checkbox"/>	20 or lower	<input checked="" type="checkbox"/>
Staff-child ratio	1:9 (3- & 4-year-olds)	1:10 or better	<input checked="" type="checkbox"/>	1:10 or better	<input checked="" type="checkbox"/>
Screening & referral	Vision, hearing, health & more; Support services	Vision, hearing, health & at least one support service	<input checked="" type="checkbox"/>	Vision, hearing & health screenings; & referral	<input checked="" type="checkbox"/>
Meals	Depends on length of program day <sup>8</sup>	At least one meal/day	<input type="checkbox"/>	Discontinued	—
Monitoring/Continuous quality improvement system	Improvement plan; Site visits	Site visits	<input checked="" type="checkbox"/>	Structured classroom observation; program improvement plan	<input type="checkbox"/>
			<input checked="" type="checkbox"/>		

## RESOURCES

Total state pre-K spending .....	\$42,329,000
Local match required? .....	No
State spending per child enrolled .....	\$4,955
All reported spending per child enrolled* .....	\$6,314

\* Pre-K programs may receive additional funds from federal or local sources that are not included in this figure.  
 \*\* Head Start per-child spending includes funding only for 3- and 4-year-olds.  
 \*\*\* K-12 expenditures include capital spending as well as current operating expenditures.

SPENDING PER CHILD ENROLLED

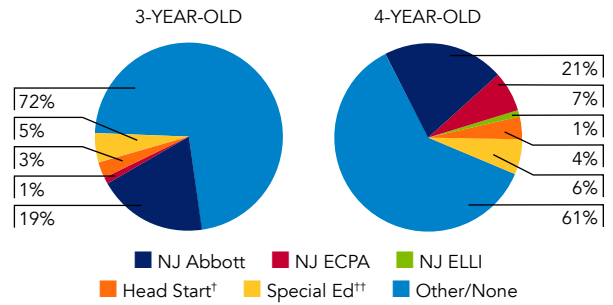


# NEW JERSEY FORMER EARLY LAUNCH TO LEARNING INITIATIVE

## ACCESS

Total state pre-K enrollment.....	631
School districts that offer state program .....	4%
Income requirement .....	185% FPL
Minimum hours of operation.....	2.5 hours/day; 5 days/week
Operating schedule.....	School or academic year
Special education enrollment, ages 3 and 4 .....	12,193
Federally funded Head Start enrollment, ages 3 and 4 .....	12,939

STATE PRE-K AND HEAD START ENROLLMENT AS PERCENTAGE OF TOTAL POPULATION



† Estimates children in Head Start not also enrolled in state pre-K.  
 †† Estimates children in special education not also enrolled in state pre-K or Head Start.

## QUALITY STANDARDS CHECKLIST

POLICY	NJ ELLI REQUIREMENT	CURRENT BENCHMARK	MEETS CURRENT BENCHMARK?	NEW BENCHMARK	MEETS NEW BENCHMARK?
Early learning & development standards	Comprehensive, aligned, supported, culturally sensitive	Comprehensive	<input checked="" type="checkbox"/>	Comprehensive, aligned, supported, culturally sensitive	<input checked="" type="checkbox"/>
Curriculum supports	Approval process & supports	New in 2015-2016	—	Approval process & supports	<input checked="" type="checkbox"/>
Teacher degree	BA	BA	<input checked="" type="checkbox"/>	BA	<input checked="" type="checkbox"/>
Teacher specialized training	ECE	Specializing in pre-K	<input checked="" type="checkbox"/>	Specializing in pre-K	<input checked="" type="checkbox"/>
Assistant teacher degree	HSD	CDA or equivalent	<input type="checkbox"/>	CDA or equivalent	<input type="checkbox"/>
Staff professional development	100 hours/5 years; PD plans; coaching	For teachers: At least 15 hours/year	<input checked="" type="checkbox"/>	For teachers & assistants: At least 15 hours/year; individual PD plans; coaching	<input checked="" type="checkbox"/>
Maximum class size	20 (4-year-olds)	20 or lower	<input checked="" type="checkbox"/>	20 or lower	<input checked="" type="checkbox"/>
Staff-child ratio	1:10 (4-year-olds)	1:10 or better	<input checked="" type="checkbox"/>	1:10 or better	<input checked="" type="checkbox"/>
Screening & referral	Vision, hearing, health & more; Support services	Vision, hearing, health & at least one support service	<input checked="" type="checkbox"/>	Vision, hearing & health screenings; & referral	<input checked="" type="checkbox"/>
Meals	Depends on length of program day <sup>8</sup>	At least one meal/day	<input type="checkbox"/>	Discontinued	—
Monitoring/Continuous quality improvement system	Improvement plan; Site visits	Site visits	<input checked="" type="checkbox"/>	Structured classroom observation; program improvement plan	<input type="checkbox"/>
			<input checked="" type="checkbox"/>		

## RESOURCES

Total state pre-K spending .....	\$2,280,300
Local match required? .....	Yes
State spending per child enrolled .....	\$3,614
All reported spending per child enrolled* .....	\$5,302

\* Pre-K programs may receive additional funds from federal or local sources that are not included in this figure.  
 \*\* Head Start per-child spending includes funding only for 3- and 4-year-olds.  
 \*\*\* K-12 expenditures include capital spending as well as current operating expenditures.

SPENDING PER CHILD ENROLLED

