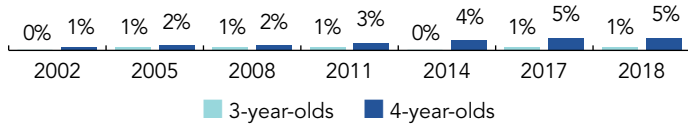
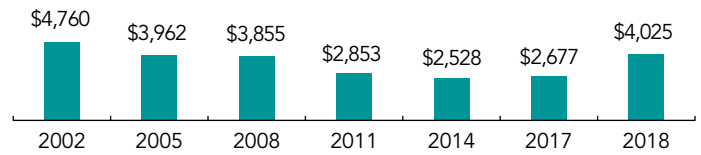


Nevada

PERCENT OF STATE POPULATION ENROLLED



STATE SPENDING PER CHILD ENROLLED (2018 DOLLARS)



OVERVIEW

Nevada preschool enrolled 2,171 children in 2017-2018, an increase of 301 children from the prior year. State funding totaled \$8,738,875, up \$3,733,788 (75%), adjusted for inflation, since last year. State spending per child equaled \$4,025 in 2017-2018, up \$1,349 from 2016-2017, adjusted for inflation. Nevada met 6 of 10 quality standards benchmarks.

WHAT'S NEW

The Nevada Department of Education was awarded a Preschool Development Grant Birth through Five award in 2018 for \$606,515. This funding will allow Nevada to conduct a comprehensive statewide birth through age five needs assessment, followed by in-depth strategic planning. These efforts will result in enhancing parental knowledge and choice of early childhood programs and create smoother transitions between early childhood programs and the school system.

BACKGROUND

The Nevada State Pre-Kindergarten Program (formerly known as the Early Childhood Education Comprehensive Plan State PreK) began in 2001. Programs operate in both community-based organizations and school districts. During 2017-2018, nearly 98% of enrolled children were served in programs operated by their local school districts, with 59% of school districts providing State PreK-funded programs or classrooms. The Office of Early Learning and Development (ELD) within the Nevada Department of Education (NDE) is responsible for administering multiple early childhood state and federal funding sources including State PreK and the Preschool Development Grant (PDG).

Funding is awarded through competitive grant applications and is based on community need. Enrollment preference is given to 4- and 5-year-olds that are not eligible to attend kindergarten the following year. Children from low-income families, those who are homeless, English Language Learners, or children receiving special education services also are a priority for enrollment. There is no income requirement for program eligibility.

Nevada used its federal Preschool Development Grant to expand pre-K to a full-day for 1,996 of the 2,171 children enrolled in State PreK in 2017-2018. An additional 1,201 children were served with PDG funds, but not enrolled in State PreK. Programs that receive PDG funding are required to participate in the state's QRIS system.

ACCESS RANKINGS	
4-YEAR-OLDS	3-YEAR-OLDS
39	27

RESOURCE RANKINGS	
STATE SPENDING	ALL REPORTED SPENDING
29	18

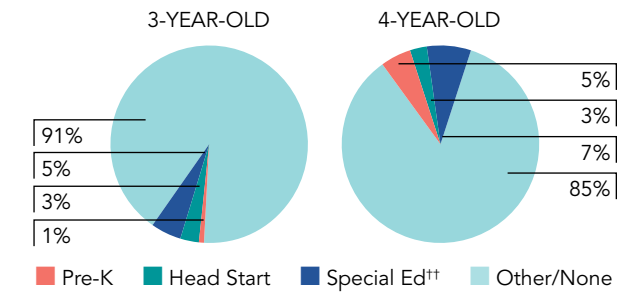
TOTAL BENCHMARKS MET
6

NEVADA STATE PRE-KINDERGARTEN PROGRAM

ACCESS

Total state pre-K enrollment	2,171
School districts that offer state program	59%
Income requirement	No income requirement
Minimum hours of operation	2.5 hours/day
Operating schedule	Determined locally
Special education enrollment, ages 3 and 4	5,126
Federally funded Head Start enrollment, ages 3 and 4	2,446
State-funded Head Start enrollment, ages 3 and 4	0

PERCENT OF POPULATION ENROLLED IN PUBLIC ECE



** Estimates children in special education not also enrolled in state pre-K or Head Start.

QUALITY STANDARDS CHECKLIST

POLICY	NV PRE-K REQUIREMENT	BENCHMARK	REQUIREMENT MEETS BENCHMARK?
Early learning & development standards	Comprehensive, aligned, supported, culturally sensitive	Comprehensive, aligned, supported, culturally sensitive	<input checked="" type="checkbox"/>
Curriculum supports	Approval process & supports	Approval process & supports	<input checked="" type="checkbox"/>
Teacher degree	BA	BA	<input checked="" type="checkbox"/>
Teacher specialized training	ECE	Specializing in pre-K	<input checked="" type="checkbox"/>
Assistant teacher degree	HSD	CDA or equivalent	<input type="checkbox"/>
Staff professional development	6 credit hours/5 years	For teachers & assistants: At least 15 hours/year; individual PD plans; coaching	<input type="checkbox"/>
Maximum class size	16 (3-year-olds); 20 (4-year-olds)	20 or lower	<input checked="" type="checkbox"/>
Staff-child ratio	1:8 (3-year-olds); 1:10 (4-year-olds)	1:10 or better	<input checked="" type="checkbox"/>
Screening & referral	Screenings determined locally; Referrals	Vision, hearing & health screenings; & referral	<input type="checkbox"/>
Continuous quality improvement system	Structured classroom observations (PDG classrooms); Data used for program improvement	Structured classroom observations; data used for program improvement	<input type="checkbox"/>

6

For more information about the benchmarks, see the Executive Summary and Roadmap to State Profile Pages.

RESOURCES

Total state pre-K spending	\$8,738,875
Local match required?	No
State Head Start spending	\$0
State spending per child enrolled	\$4,025
All reported spending per child enrolled*	\$7,668

* Pre-K programs may receive additional funds from federal or local sources that are not included in this figure.

** Head Start per-child spending includes funding only for 3- and 4-year-olds.

*** K-12 expenditures include capital spending as well as current operating expenditures.

SPENDING PER CHILD ENROLLED

