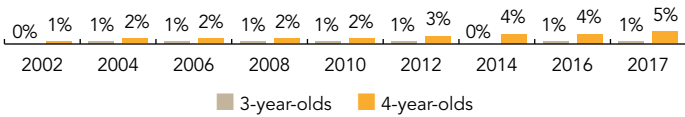
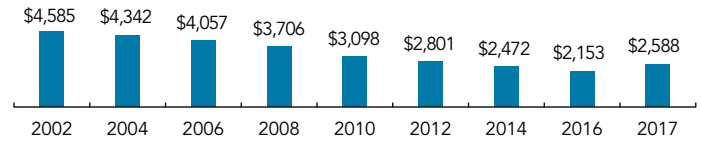


# Nevada

PERCENT OF STATE POPULATION ENROLLED



STATE SPENDING PER CHILD ENROLLED (2017 DOLLARS)



Nevada’s state-funded Pre-K program, initially called the Early Childhood Education Comprehensive Plan when it began in 2001, is now referred to as the Nevada State Pre-Kindergarten Program (State PreK). State PreK programs operate in both community-based organizations and school districts and nearly 98% of State PreK children were served in public school programs operated by their local school districts. During the 2016-2017 school year, 65% of school districts (11 out of 17) provided State PreK-funded programs or classrooms. Funding is made available through competitive grant applications and awards are determined based on community needs as stated in individual grant applications, but preference is given to 4- and 5-year-olds who will be eligible to attend kindergarten the following year. Children are also prioritized if they are from low-income families, homeless, English Language Learners, or receiving special education services. There is not an income requirement for program eligibility.

Formed in 2013, the Office of Early Learning and Development (ELD) within the Nevada Department of Education (NDE) is responsible for administering multiple early childhood state and federal funding sources including State PreK and the Preschool Development Grant (PDG). In 2014, Nevada was awarded a competitive federal Preschool Development Grant that created 550 new State PreK slots and expanded pre-K to a full-day for 200 of the 1,870 children enrolled in State PreK in 2016-2017. An additional 1,665 children were served with PDG funds, but not enrolled in State PreK.

State funding for the State PreK program increased by \$1.5 million to 4.8 million in 2016-2017 due to the necessary state matching funds for PDG. Programs that receive PDG funding are required to participate in the state’s QRIS system.

ACCESS RANKINGS	
4-YEAR-OLDS	3-YEAR-OLDS
38	28

RESOURCE RANKINGS	
STATE SPENDING	ALL REPORTED SPENDING
40	30

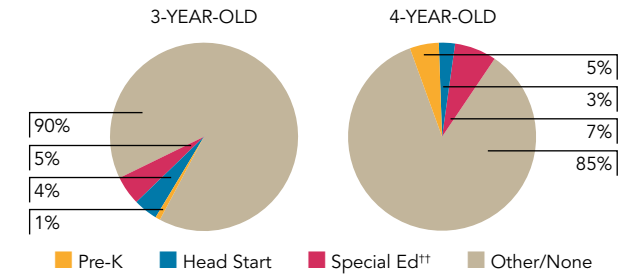
TOTAL BENCHMARKS MET	
CURRENT STANDARDS	NEW STANDARDS
7	6

# NEVADA STATE PRE-KINDERGARTEN PROGRAM

## ACCESS

Total state pre-K enrollment.....	1,870
School districts that offer state program.....	65%
Income requirement.....	No income requirement
Minimum hours of operation.....	2.5 hours/day
Operating schedule.....	Determined locally
Special education enrollment, ages 3 and 4.....	5,046
Federally funded Head Start enrollment, ages 3 and 4.....	2,588
State-funded Head Start enrollment, ages 3 and 4.....	0

STATE PRE-K AND HEAD START ENROLLMENT AS PERCENTAGE OF TOTAL POPULATION



\*\* Estimates children in special education not also enrolled in state pre-K or Head Start.

## QUALITY STANDARDS CHECKLIST

POLICY	NV PRE-K REQUIREMENT	CURRENT BENCHMARK	MEETS CURRENT BENCHMARK?	NEW BENCHMARK	MEETS NEW BENCHMARK?
Early learning & development standards	Comprehensive, aligned, supported, culturally sensitive	Comprehensive	<input checked="" type="checkbox"/>	Comprehensive, aligned, supported, culturally sensitive	<input checked="" type="checkbox"/>
Curriculum supports	Approval process & supports	New in 2015-2016	—	Approval process & supports	<input checked="" type="checkbox"/>
Teacher degree	BA	BA	<input checked="" type="checkbox"/>	BA	<input checked="" type="checkbox"/>
Teacher specialized training	ECE	Specializing in pre-K	<input checked="" type="checkbox"/>	Specializing in pre-K	<input checked="" type="checkbox"/>
Assistant teacher degree	HSD	CDA or equivalent	<input type="checkbox"/>	CDA or equivalent	<input type="checkbox"/>
Staff professional development	6 credit hours/5 years	For teachers: At least 15 hours/year	<input checked="" type="checkbox"/>	For teachers & assistants: At least 15 hours/year; individual PD plans; coaching	<input type="checkbox"/>
Maximum class size	16 (3-year-olds) 20 (4-year-olds)	20 or lower	<input checked="" type="checkbox"/>	20 or lower	<input checked="" type="checkbox"/>
Staff-child ratio	1:8 (3-year-olds) 1:10 (4-year-olds)	1:10 or better	<input checked="" type="checkbox"/>	1:10 or better	<input checked="" type="checkbox"/>
Screening & referral	Screenings determined locally; Support services	Vision, hearing, health & at least one support service	<input type="checkbox"/>	Vision, hearing & health screenings; & referral	<input type="checkbox"/>
Meals	Snack	At least one meal/day	<input type="checkbox"/>	Discontinued	—
Monitoring/Continuous quality improvement system	Structured classroom observations (PDG classrooms); Site visits; Monitoring data used for program improvement	Site visits	<input checked="" type="checkbox"/>	Structured classroom observation; program improvement plan	<input type="checkbox"/>
			<b>7</b>		
				<b>6</b>	

## RESOURCES

Total state pre-K spending.....	\$4,838,875
Local match required?.....	No
State Head Start spending.....	\$0
State spending per child enrolled.....	\$2,588
All reported spending per child enrolled*.....	\$5,130

\* Pre-K programs may receive additional funds from federal or local sources that are not included in this figure.

\*\* Head Start per-child spending includes funding only for 3- and 4-year-olds.

\*\*\* K-12 expenditures include capital spending as well as current operating expenditures.

SPENDING PER CHILD ENROLLED

