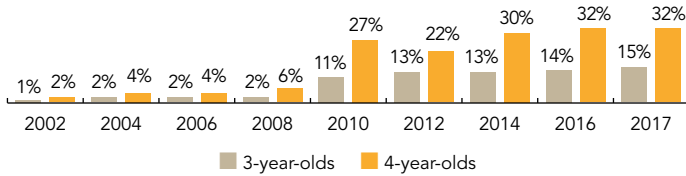
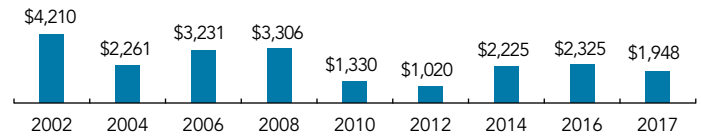


Nebraska

PERCENT OF STATE POPULATION ENROLLED



STATE SPENDING PER CHILD ENROLLED (2017 DOLLARS)



The Nebraska Early Childhood Education Grant Program began as a pilot in 1992 and expanded in 2001. The program provides preschool education for children ages three to five. At least 70% of awarded grant funding to participating programs must be used to provide services to children with one of the following risk factors: disability or developmental delay, living in a home in which English is not the primary language, eligibility for free- or reduced-price lunch (185% FPL), having teen parents or parents who have not completed high school, or having been born prematurely or with a low birth weight. The program seeks to serve children of diverse social and economic characteristics.

Most programs operate 3.5 to 4 hours per day and must operate for a minimum of 12 hours per week. Programs are encouraged to partner with Head Start and community providers. All teachers in the Nebraska Early Childhood Education Grant Program are required to have at least a bachelor's degree and training in early childhood education.

Direct financial support is available on a competitive basis for public schools and education service units that partner with child-care centers, as well as Head Start agencies and/or human services agencies to initiate or expand their early childhood program. Grantees are obligated to match 100% of the funding using local and/or federal sources. The program monitors child, program, and family outcomes annually.

While the Early Childhood Education Grant Program has expanded, many districts and education service units fund their early childhood programs without the use of grants yet follow the same regulations as the grant program.

ACCESS RANKINGS	
4-YEAR-OLDS	3-YEAR-OLDS
17	6

RESOURCE RANKINGS	
STATE SPENDING	ALL REPORTED SPENDING
44	29

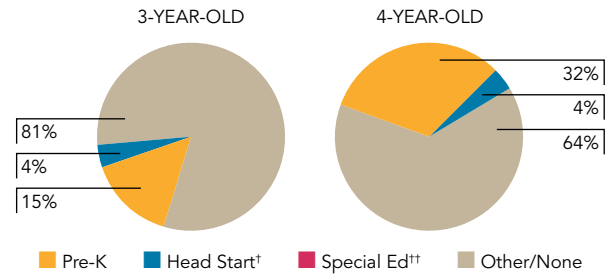
TOTAL BENCHMARKS MET	
CURRENT STANDARDS	NEW STANDARDS
6	8

NEBRASKA EARLY CHILDHOOD EDUCATION PROGRAM

ACCESS

Total state pre-K enrollment.....	12,864
School districts that offer state program	87%
Income requirement	185% FPL
Minimum hours of operation.....	3.5 hours/day
Operating schedule.....	School or academic year
Special education enrollment, ages 3 and 4	3,183
Federally funded Head Start enrollment, ages 3 and 4	3,552
State-funded Head Start enrollment, ages 3 and 4.....	0

STATE PRE-K AND HEAD START ENROLLMENT AS PERCENTAGE OF TOTAL POPULATION



† Estimates children in Head Start not also enrolled in state pre-K.
 ** Estimates children in special education not also enrolled in state pre-K or Head Start.

QUALITY STANDARDS CHECKLIST

POLICY	NE PRE-K REQUIREMENT	CURRENT BENCHMARK	MEETS CURRENT BENCHMARK?	NEW BENCHMARK	MEETS NEW BENCHMARK?
Early learning & development standards	Comprehensive, aligned, supported, culturally sensitive	Comprehensive	<input checked="" type="checkbox"/>	Comprehensive, aligned, supported, culturally sensitive	<input checked="" type="checkbox"/>
Curriculum supports	Approval process & supports	New in 2015-2016	—	Approval process & supports	<input checked="" type="checkbox"/>
Teacher degree	BA	BA	<input checked="" type="checkbox"/>	BA	<input checked="" type="checkbox"/>
Teacher specialized training	ECE, ECE SpEd	Specializing in pre-K	<input checked="" type="checkbox"/>	Specializing in pre-K	<input checked="" type="checkbox"/>
Assistant teacher degree	6 ECE credits by end of 1st year; 12 ECE credits by end of 2nd year	CDA or equivalent	<input checked="" type="checkbox"/>	CDA or equivalent	<input checked="" type="checkbox"/>
Staff professional development	12 hours/year; PD plans; Coaching based on QRIS or Pyramid model	For teachers: At least 15 hours/year	<input type="checkbox"/>	For teachers & assistants: At least 15 hours/year; individual PD plans; coaching	<input type="checkbox"/>
Maximum class size	20 (3- & 4-year-olds)	20 or lower	<input checked="" type="checkbox"/>	20 or lower	<input checked="" type="checkbox"/>
Staff-child ratio	1:10 (3- & 4-year-olds)	1:10 or better	<input checked="" type="checkbox"/>	1:10 or better	<input checked="" type="checkbox"/>
Screening & referral	Health screening & referrals determined locally; Support services	Vision, hearing, health & at least one support service	<input type="checkbox"/>	Vision, hearing & health screenings; & referral	<input type="checkbox"/>
Meals	Meal and/or snack	At least one meal/day	<input type="checkbox"/>	Discontinued	—
Monitoring/Continuous quality improvement system	Structured classroom observations; Data used for program improvement	Site visits	<input type="checkbox"/>	Structured classroom observation; program improvement plan	<input checked="" type="checkbox"/>
			6		
				8	

RESOURCES

Total state pre-K spending	\$25,054,777
Local match required?	Yes
State Head Start spending	\$0
State spending per child enrolled	\$1,948
All reported spending per child enrolled*	\$5,178

* Pre-K programs may receive additional funds from federal or local sources that are not included in this figure.
 ** Head Start per-child spending includes funding only for 3- and 4-year-olds.
 *** K-12 expenditures include capital spending as well as current operating expenditures.

SPENDING PER CHILD ENROLLED

