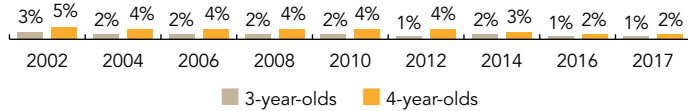
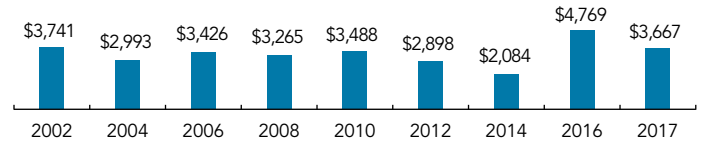


# Missouri

PERCENT OF STATE POPULATION ENROLLED



STATE SPENDING PER CHILD ENROLLED (2017 DOLLARS)



The Missouri Preschool Program (MPP) began serving 3- and 4-year-olds in early childhood settings in 1998. The MPP operates in public schools, private child-care centers, and nonprofit agencies. In 2016-2017, MPP was offered in 15% of districts in the state. Almost 90% of children in MPP were enrolled in programs that were operated by a public school. All preschool programs are required to work with their local Parents as Teachers (PAT) program, which provides parent education, including family visits and group connections, and health and development screenings. In addition, PAT provides referrals to services that may be beneficial to the family, based on need or request.

State-funded MPP contracts for all providers are eligible for renewal for a limit of five years; after this period, contracts are made available to other grantees. A competitive grant process determines where MPP funds are awarded, though programs serving children with special needs and those from low-income families are given priority. Programs use sliding payment scales, based on criteria including eligibility for free or reduced-price lunch.

Funding for MPP in 2016-2017 was \$9.7 million, a decrease of \$2 million from the previous year. MPP is funded through the state's Tobacco Settlement Fund. In the 2016-2017 school year, there were 2,646 children attending MPP, a 6% increase from the previous year.

Starting in 2014-2015, site visits are conducted for all MPP programs on a regular basis throughout the year. On-site consultation hours are also provided, ranging from 14 to 20 annually, based on a program's need. In 2015-2016, ECERS-3 was piloted and in 2016-2017 it was used in all classrooms to support teacher and program goal setting and planning for professional development.

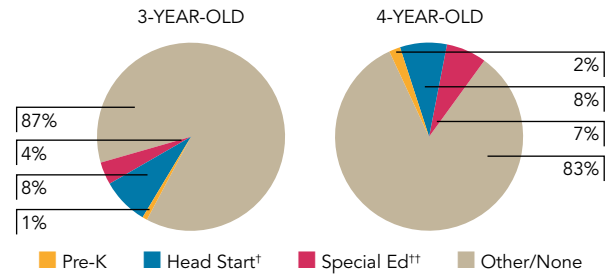
ACCESS RANKINGS		RESOURCE RANKINGS		TOTAL BENCHMARKS MET	
4-YEAR-OLDS	3-YEAR-OLDS	STATE SPENDING	ALL REPORTED SPENDING	CURRENT STANDARDS	NEW STANDARDS
42	23	31	38	8	8

# MISSOURI PRESCHOOL PROGRAM

## ACCESS

Total state pre-K enrollment.....	2,646
School districts that offer state program .....	15%
Income requirement .....	No income requirement
Minimum hours of operation.....	3 hours/day
Operating schedule.....	School/academic year
Special education enrollment, ages 3 and 4 .....	10,257
Federally funded Head Start enrollment, ages 3 and 4 .....	11,379
State-funded Head Start enrollment, ages 3 and 4.....	0

STATE PRE-K AND HEAD START ENROLLMENT AS PERCENTAGE OF TOTAL POPULATION



† Some Head Start children may also be counted in state pre-K.  
 \*\* Estimates children in special education not also enrolled in state pre-K or Head Start.

## QUALITY STANDARDS CHECKLIST

POLICY	MO PRE-K REQUIREMENT	CURRENT BENCHMARK	MEETS CURRENT BENCHMARK?	NEW BENCHMARK	MEETS NEW BENCHMARK?
Early learning & development standards	Comprehensive, aligned, supported, culturally sensitive	Comprehensive	<input checked="" type="checkbox"/>	Comprehensive, aligned, supported, culturally sensitive	<input checked="" type="checkbox"/>
Curriculum supports	Approval process & supports	New in 2015-2016	—	Approval process & supports	<input checked="" type="checkbox"/>
Teacher degree	BA	BA	<input checked="" type="checkbox"/>	BA	<input checked="" type="checkbox"/>
Teacher specialized training	ECE, CD, ECE SpEd	Specializing in pre-K	<input checked="" type="checkbox"/>	Specializing in pre-K	<input checked="" type="checkbox"/>
Assistant teacher degree	CDA, AA in Child Care/ Education, or 60 college hours (min. of 3 college hours in ECE)	CDA or equivalent	<input type="checkbox"/>	CDA or equivalent	<input type="checkbox"/>
Staff professional development	22 hours/year; Coaching	For teachers: At least 15 hours/year	<input checked="" type="checkbox"/>	For teachers & assistants: At least 15 hours/year; individual PD plans; coaching	<input type="checkbox"/>
Maximum class size	20 (3- & 4-year-olds)	20 or lower	<input checked="" type="checkbox"/>	20 or lower	<input checked="" type="checkbox"/>
Staff-child ratio	1:10 (3- & 4-year-olds)	1:10 or better	<input checked="" type="checkbox"/>	1:10 or better	<input checked="" type="checkbox"/>
Screening & referral	Vision, hearing, health & more; Support services	Vision, hearing, health & at least one support service	<input checked="" type="checkbox"/>	Vision, hearing & health screenings; & referral	<input checked="" type="checkbox"/>
Meals	Depends on length of program day	At least one meal/day	<input type="checkbox"/>	Discontinued	—
Monitoring/ Continuous quality improvement system	Structured classroom observation; Data used for program improvement	Site visits	<input checked="" type="checkbox"/>	Structured classroom observation; program improvement plan	<input checked="" type="checkbox"/>
			<input checked="" type="checkbox"/>		

## RESOURCES

Total state pre-K spending .....	\$9,703,786
Local match required? .....	No
State Head Start spending .....	\$0
State spending per child enrolled .....	\$3,667
All reported spending per child enrolled* .....	\$3,667

\* Pre-K programs may receive additional funds from federal or local sources that are not included in this figure.  
 \*\* Head Start per-child spending includes funding only for 3- and 4-year-olds.  
 \*\*\* K-12 expenditures include capital spending as well as current operating expenditures.

SPENDING PER CHILD ENROLLED

