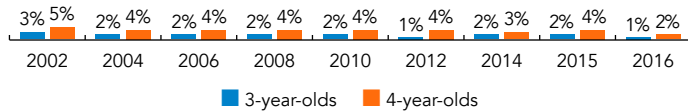
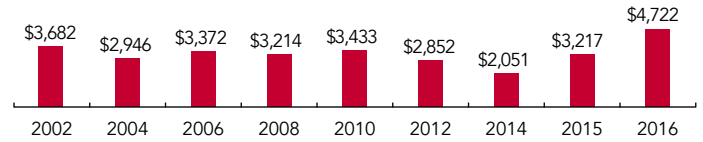


# Missouri

PERCENT OF STATE POPULATION ENROLLED



STATE SPENDING PER CHILD ENROLLED  
(2016 DOLLARS)



The Missouri Preschool Program (MPP) began serving 3- and 4-year-olds in early childhood settings in 1998. The MPP operates in public schools, private child-care centers, and nonprofit agencies. In 2015-2016, MPP was offered in 13% of districts in the state. Ninety percent of children were enrolled in programs that were operated by a public school. All preschool programs are required to work with their local Parents as Teachers (PAT) program, which provides parent education, including family visits and group connections, and health and development screenings. In addition, PAT provides referrals to services that may be beneficial to the family, based on need or request.

State-funded MPP contracts for all providers are eligible for renewal for a limit of five years; after this period, contracts are made available to other grantees. A competitive grant process determines where MPP funds are awarded, though programs serving children with special needs and those from low-income families are given priority. Programs use sliding payment scales, based on criteria including eligibility for free or reduced-price lunch.

Funding for MPP in 2015-2016 was \$11.75 million, a decrease of \$1.9 million from the previous year. Of the total budget, \$9.7 million came from the state's Tobacco Settlement Fund and the remaining dollars came from the state's general revenue. In the 2015-2016 school year, 2,489 children attended MPP, a 42% decrease from the previous year.

Effective 2014-2015, site visits are conducted for all MPP programs on a regular basis throughout the year. On-site consultation hours are also provided. The number of hours ranged from 14 to 20 annually, based on a program's need. In 2015-2016, ECERS-3 was piloted for professional development and planning.

ACCESS RANKINGS	
4-YEAR-OLDS	3-YEAR-OLDS
41	23

RESOURCE RANKINGS	
STATE SPENDING	ALL REPORTED SPENDING
23	30

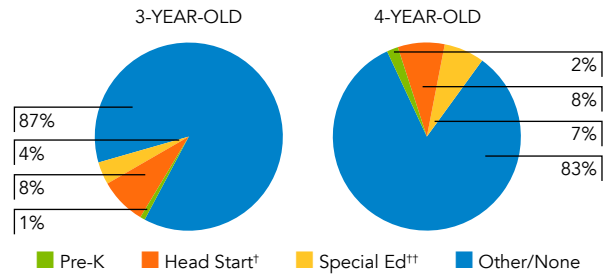
TOTAL BENCHMARKS MET	
CURRENT STANDARDS	NEW STANDARDS
8	8

# MISSOURI PRESCHOOL PROGRAM

## ACCESS

Total state pre-K enrollment.....	2,489
School districts that offer state program .....	13%
Income requirement .....	No income requirement
Minimum hours of operation.....	3 hours/day
Operating schedule.....	Full calendar year
Special education enrollment, ages 3 and 4 .....	9,812
Federally funded Head Start enrollment, ages 3 and 4 .....	11,694
State-funded Head Start enrollment, ages 3 and 4.....	0

STATE PRE-K AND HEAD START ENROLLMENT AS PERCENTAGE OF TOTAL POPULATION



† Some Head Start children may also be counted in state pre-K.  
 †† Estimates children in special education not also enrolled in state pre-K or Head Start.

## QUALITY STANDARDS CHECKLIST

POLICY	MO PRE-K REQUIREMENT	CURRENT BENCHMARK	MEETS CURRENT BENCHMARK?	NEW BENCHMARK	MEETS NEW BENCHMARK?
Early learning & development standards	Comprehensive, aligned, supported, culturally sensitive	Comprehensive	<input checked="" type="checkbox"/>	Comprehensive, aligned, supported, culturally sensitive	<input checked="" type="checkbox"/>
Curriculum supports	Approval process & supports	New in 2015-2016	—	Approval process & supports	<input checked="" type="checkbox"/>
Teacher degree	BA	BA	<input checked="" type="checkbox"/>	BA	<input checked="" type="checkbox"/>
Teacher specialized training	ECE, CD, ECE SpEd	Specializing in pre-K	<input checked="" type="checkbox"/>	Specializing in pre-K	<input checked="" type="checkbox"/>
Assistant teacher degree	CDA, AA in Child Care/ Education, or 60 college hours (min. of 3 college hours in ECE) <sup>13</sup>	CDA or equivalent	<input type="checkbox"/>	CDA or equivalent	<input type="checkbox"/>
Staff professional development	22 hours/year; coaching	For teachers: At least 15 hours/year	<input checked="" type="checkbox"/>	For teachers & assistants: At least 15 hours/year; individual PD plans; coaching	<input type="checkbox"/>
Maximum class size	20 (3- & 4-year-olds)	20 or lower	<input checked="" type="checkbox"/>	20 or lower	<input checked="" type="checkbox"/>
Staff-child ratio	1:10 (3- & 4-year-olds)	1:10 or better	<input checked="" type="checkbox"/>	1:10 or better	<input checked="" type="checkbox"/>
Screening & referral	Vision, hearing, health & more; Support services	Vision, hearing, health & at least one support service	<input checked="" type="checkbox"/>	Vision, hearing & health screenings; & referral	<input checked="" type="checkbox"/>
Meals	Depends on length of program day <sup>8</sup>	At least one meal/day	<input type="checkbox"/>	Discontinued	—
Monitoring/ Continuous quality improvement system	Annual structured classroom observations; Improvement plan	Site visits	<input checked="" type="checkbox"/>	Structured classroom observation; program improvement plan	<input checked="" type="checkbox"/>
			<input type="checkbox"/> 8		
				<input type="checkbox"/> 8	

## RESOURCES

Total state pre-K spending .....	\$11,753,285
Local match required? .....	No
State Head Start spending .....	\$0
State spending per child enrolled .....	\$4,722
All reported spending per child enrolled* .....	\$4,722

\* Pre-K programs may receive additional funds from federal or local sources that are not included in this figure.  
 \*\* Head Start per-child spending includes funding only for 3- and 4-year-olds.  
 \*\*\* K-12 expenditures include capital spending as well as current operating expenditures.

SPENDING PER CHILD ENROLLED

