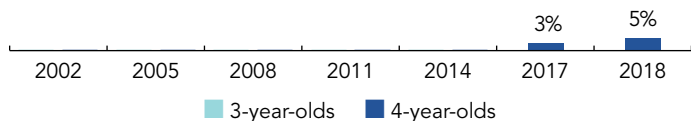
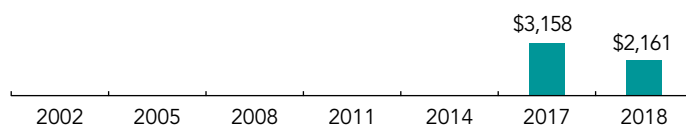


# Mississippi

PERCENT OF STATE POPULATION ENROLLED



STATE SPENDING PER CHILD ENROLLED (2018 DOLLARS)



## OVERVIEW

Mississippi preschool enrolled 1,840 4-year-olds in 2017-2018, an increase of 530 4-year-olds from the prior year. State funding totaled \$3,976,431, down \$160,966 (4%), adjusted for inflation, since last year. State spending per child equaled \$2,161 in 2017-2018, down \$997 from 2016-2017, adjusted for inflation. Mississippi met 9 of 10 quality standards benchmarks.

## WHAT'S NEW

In 2018, the legislature increased funding for Early Learning Collaboratives from \$4 million to \$6.5 million annually, which will allow the state to serve an additional 1,100 children. These additional funds have been made available via a competitive award process to new school districts interested in providing Early Learning Collaboratives within their community. Programs who receive awards under this funding will engage in planning during the 2018-2019 school year, with implementation beginning in the 2019-2020 school year. Additionally, The Mississippi Community College Board was awarded a Preschool Development Grant Birth through Five award in 2018 for over \$10.6 million to connect early care and learning programs and services across state agencies and private organizations; create a statewide network of early childhood care and education centers structured around two quality designations; provide child care centers with coaching and technical assistance; connect families to a network of human services, education, and workforce; and utilize web and mobile technology to improve delivery of services to families.

## BACKGROUND

The Early Learning Collaborative Act of 2013 established Mississippi's first state-funded, voluntary pre-K program. The Early Learning Collaborative Act provides funding to local communities to establish, expand, support, and facilitate the successful implementation of quality early childhood education and development services. Implementation began in January 2014, with capacity to serve 1,774 children.

Pre-K programs in Head Start centers, licensed child-care facilities, and public, parochial, or private schools formed and maintained stakeholder councils called Early Learning Collaboratives, involving at least two program auspices. Each Early Learning Collaborative designated a Lead Partner, either a public school or other nonprofit entity, with the instructional expertise and operational capacity to manage the Collaborative's Pre-Kindergarten program.

The program was initially funded at \$3 million per year and increased to \$4 million for the 2016-2017 school year. Additionally, in January 2017, four new collaboratives were funded and launched full services for the 2017-2018 school year. As long as the Early Learning Collaborative Act of 2013 is funded, current collaboratives that meet program requirements will continue to be funded.

The voluntary pre-K program intends to improve quality, increase access to high-quality pre-K programs for 4-year-olds and prepare more children to enter kindergarten ready to succeed in school. The state program also supports local programs to improve quality and provide families access to information about pre-K programs. Pre-K programs also implement an integrated, effective system of early childhood curriculum, instruction, assessment, and program evaluation, including curricula aligned with the Mississippi Department of Education's Early Learning Guidelines for Classrooms Serving Three- and Four-Year-Old Children.

ACCESS RANKINGS	
4-YEAR-OLDS	3-YEAR-OLDS
40	None Served

RESOURCE RANKINGS	
STATE SPENDING	ALL REPORTED SPENDING
42	31

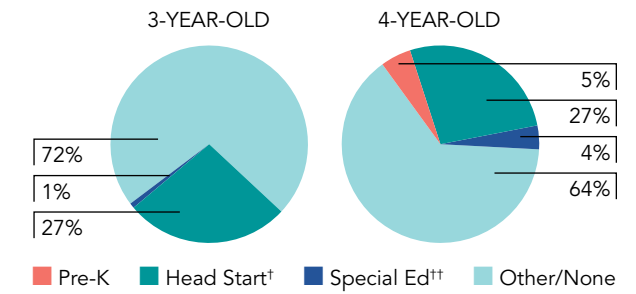
TOTAL BENCHMARKS MET
9

# MISSISSIPPI EARLY LEARNING COLLABORATIVE

## ACCESS

Total state pre-K enrollment .....	1,840
School districts that offer state program .....	12%
Income requirement .....	No income requirement
Minimum hours of operation .....	6 hours/day; 5 days/week
Operating schedule .....	School or academic year
Special education enrollment, ages 3 and 4 .....	4,193
Federally funded Head Start enrollment, ages 3 and 4 .....	21,039
State-funded Head Start enrollment, ages 3 and 4 .....	0

## PERCENT OF POPULATION ENROLLED IN PUBLIC ECE



† Estimates children in Head Start not also enrolled in state pre-K.  
 †† Estimates children in special education not also enrolled in state pre-K or Head Start.

## QUALITY STANDARDS CHECKLIST

POLICY	MS PRE-K REQUIREMENT	BENCHMARK	REQUIREMENT MEETS BENCHMARK?
Early learning & development standards	Comprehensive, aligned, supported, culturally sensitive	<b>Comprehensive, aligned, supported, culturally sensitive</b>	<input checked="" type="checkbox"/>
Curriculum supports	Approval process & supports	<b>Approval process &amp; supports</b>	<input checked="" type="checkbox"/>
Teacher degree	BA	<b>BA</b>	<input checked="" type="checkbox"/>
Teacher specialized training	ECE, CD	<b>Specializing in pre-K</b>	<input checked="" type="checkbox"/>
Assistant teacher degree	AA in ECE or CD	<b>CDA or equivalent</b>	<input checked="" type="checkbox"/>
Staff professional development	15 hours/year; PD plans (classrooms on probation)	<b>For teachers &amp; assistants: At least 15 hours/year; individual PD plans; coaching</b>	<input type="checkbox"/>
Maximum class size	20 (4-year-olds)	<b>20 or lower</b>	<input checked="" type="checkbox"/>
Staff-child ratio	1:10 (4-year-olds)	<b>1:10 or better</b>	<input checked="" type="checkbox"/>
Screening & referral	Vision, hearing, health & more	<b>Vision, hearing &amp; health screenings; &amp; referral</b>	<input checked="" type="checkbox"/>
Continuous quality improvement system	Structured classroom observations; Data used for program improvement	<b>Structured classroom observations; data used for program improvement</b>	<input checked="" type="checkbox"/>

For more information about the benchmarks, see the Executive Summary and Roadmap to State Profile Pages.

9

## RESOURCES

Total state pre-K spending .....	\$3,976,431
Local match required? .....	Yes
State Head Start spending .....	\$0
State spending per child enrolled .....	\$2,161
All reported spending per child enrolled* .....	\$5,774

\* Pre-K programs may receive additional funds from federal or local sources that are not included in this figure.  
 \*\* Head Start per-child spending includes funding only for 3- and 4-year-olds.  
 \*\*\* K-12 expenditures include capital spending as well as current operating expenditures.

## SPENDING PER CHILD ENROLLED

