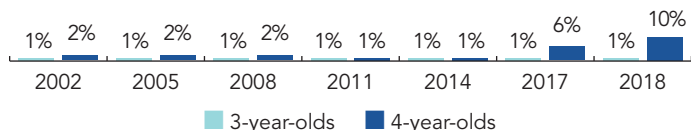
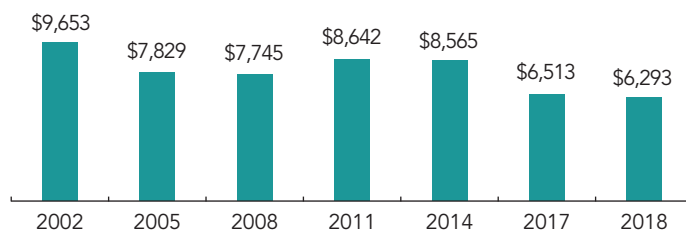


Minnesota

PERCENT OF STATE POPULATION ENROLLED



STATE SPENDING PER CHILD ENROLLED (2018 DOLLARS)



OVERVIEW

Minnesota preschool programs enrolled 7,672 children in 2017-2018, an increase of 3,069 children from the prior year. State funding totaled \$48,282,734, up \$18,304,678 (61%), adjusted for inflation, since last year. State spending per child equaled \$6,293 in 2017-2018, down \$219 from 2016-2017, adjusted for inflation. Minnesota met an average of 5.5 of 10 quality standards benchmarks.

WHAT'S NEW

The Minnesota Department of Education was awarded a Preschool Development Grant Birth through Five award in 2018 for \$4.7 million. The grant focuses on finding ways to better serve children facing racial, geographic, and economic inequities so they can be born healthy and thrive within their families and community through aligning and coordinating services and programs that families with young children use to make it easier to get the needed services.

BACKGROUND

Minnesota financially supplements Head Start and Early Head Start programs in order to increase access to early childhood education for children birth to age five. All state-supported Head Start programs are required to follow the Early Childhood Indicators of Progress (ECIPs), Minnesota's early learning standards birth to kindergarten entrance as well as the federal Head Start Performance Standards.

A second state-funded preschool program, Voluntary Pre-Kindergarten (VPK), was established in 2016-2017 and funded through general education funds as a new grade level with children funded at 0.6 ADM. In 2017-2018, the state legislature created the School Readiness Plus (SRP) program, a variation of VPK. Districts could apply to be a VPK or SRP district; most chose to offer VPK. Funding for SRP will end after the 2019-2020 school year.

Across VPK and SRP, more than 6,000 seats were allocated to 111 school districts (including charter schools) at 191 public sites and 18 charter sites through an application and ranking process based on free and reduced-price lunch percentages of each elementary school in the state. The program operates a minimum of 350 hours per year and serves children who are 4-years-old by September 1.

Voluntary Pre-Kindergarten standards build on existing School Readiness standards by requiring the use of a defined list of curriculum and assessment tools aligned with the early learning standards and Kindergarten Entrance Assessment, paying knowledgeable teaching staff wages comparable to local K-12 teachers, observing teacher-child interactions to guide professional development using an approved instrument, involving parents in transition planning, and measuring the impact of the program through either a self- or state-designed tool.

Minnesota has other state-funded early childhood initiatives that do not meet this report's definitions of state preschool: The Early Learning Scholarships Programs provides scholarships to eligible families with children between the ages of 3 and 4 years old as of September 1 for early childhood programs earning a Three- or Four-Star Parent Aware Rating. The School Readiness Program, under local school district control, provides preschool education and home visits with a focus on health and development screening, parent engagement and community services.

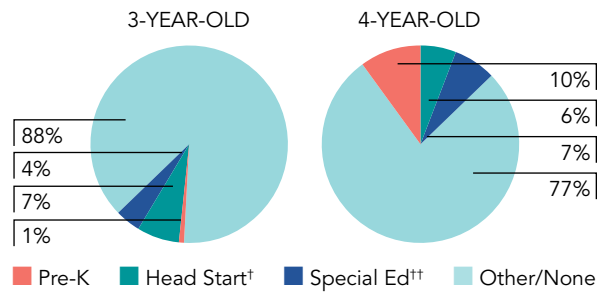
Minnesota's overall support for state-funded preschool, including enrollment and funding for both Minnesota Head Start and VPK/SRP, is depicted in the first two pages of this state profile. The third page focuses solely on Minnesota Head Start and the fourth page provides information on VPK/SRP.

MINNESOTA STATE OVERVIEW

ACCESS

Total state pre-K enrollment	7,672
Special education enrollment, ages 3 and 4	9,352
Federally funded Head Start enrollment, ages 3 and 4	9,347
State-funded Head Start enrollment, ages 3 and 4.....	1,385

PERCENT OF POPULATION ENROLLED IN PUBLIC ECE

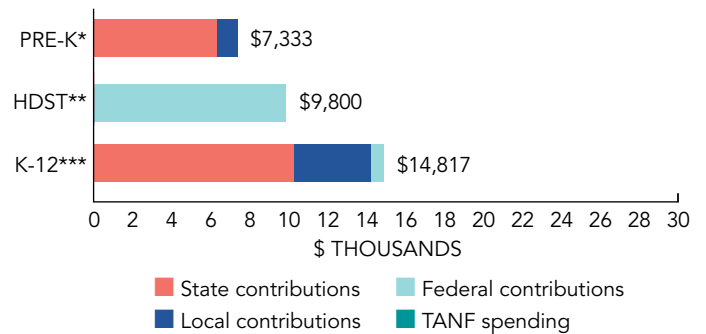


[†] Some Head Start children may also be counted in state pre-K (VPK/SRP).
^{††} Estimates children in special education not also enrolled in state pre-K or Head Start.

RESOURCES

Total state pre-K spending	\$48,282,734
State Head Start spending	\$11,807,310
State spending per child enrolled	\$6,293
All reported spending per child enrolled*	\$7,333

SPENDING PER CHILD ENROLLED



* Pre-K programs may receive additional funds from federal or local sources that are not included in this figure.
 ** Head Start per-child spending includes funding only for 3- and 4-year-olds.
 *** K-12 expenditures include capital spending as well as current operating expenditures.

ACCESS RANKINGS	
4-YEAR-OLDS	3-YEAR-OLDS
35	24

RESOURCE RANKINGS	
STATE SPENDING	ALL REPORTED SPENDING
16	20

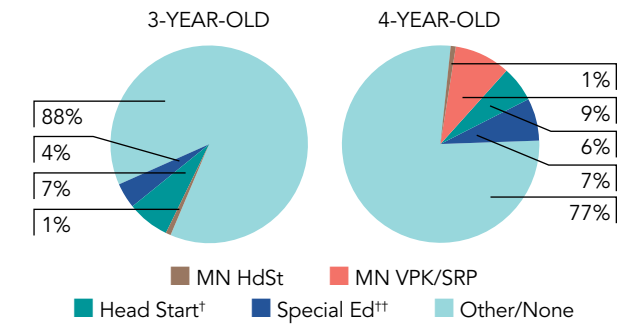
TOTAL BENCHMARKS MET
5.5

MINNESOTA HEAD START

ACCESS

Total state pre-K enrollment 1,385
 School districts that offer state program 100% (counties/parishes)
 Income requirement 100% FPL
 Minimum hours of operation 3.5 hours/day; 4 days/week
 Operating schedule 32 weeks/year

PERCENT OF POPULATION ENROLLED IN PUBLIC ECE



† Some Head Start children may also be counted in state pre-K (VPK/SRP).
 ** Estimates children in special education not also enrolled in state pre-K or Head Start.

QUALITY STANDARDS CHECKLIST

POLICY	MN HDST REQUIREMENT	BENCHMARK	REQUIREMENT MEETS BENCHMARK?
Early learning & development standards	Comprehensive, aligned, supported, culturally sensitive	Comprehensive, aligned, supported, culturally sensitive	<input checked="" type="checkbox"/>
Curriculum supports	Approval process & supports	Approval process & supports	<input checked="" type="checkbox"/>
Teacher degree	AA	BA	<input type="checkbox"/>
Teacher specialized training	ECE, CD, ECE SpEd	Specializing in pre-K	<input checked="" type="checkbox"/>
Assistant teacher degree	CDA	CDA or equivalent	<input checked="" type="checkbox"/>
Staff professional development	15 hours/year; PD plans; Coaching	For teachers & assistants: At least 15 hours/year; individual PD plans; coaching	<input checked="" type="checkbox"/>
Maximum class size	15 (3-year-olds); 20 (4-year-olds)	20 or lower	<input checked="" type="checkbox"/>
Staff-child ratio	2:15 (3-year-olds); 1:10 (4-year-olds)	1:10 or better	<input checked="" type="checkbox"/>
Screening & referral	Vision, hearing, health & more	Vision, hearing & health screenings; & referral	<input checked="" type="checkbox"/>
Continuous quality improvement system	Structured classroom observations; Data used for program improvement at a local level only	Structured classroom observations; data used for program improvement	<input type="checkbox"/>

For more information about the benchmarks, see the Executive Summary and Roadmap to State Profile Pages.

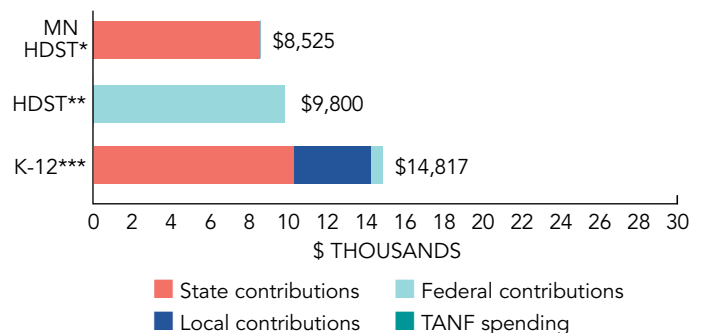


RESOURCES

Total state pre-K spending \$11,807,310
 Local match required? Yes
 State spending per child enrolled \$8,525
 All reported spending per child enrolled* \$8,525

* Pre-K programs may receive additional funds from federal or local sources that are not included in this figure.
 ** Head Start per-child spending includes funding only for 3- and 4-year-olds.
 *** K-12 expenditures include capital spending as well as current operating expenditures.

SPENDING PER CHILD ENROLLED

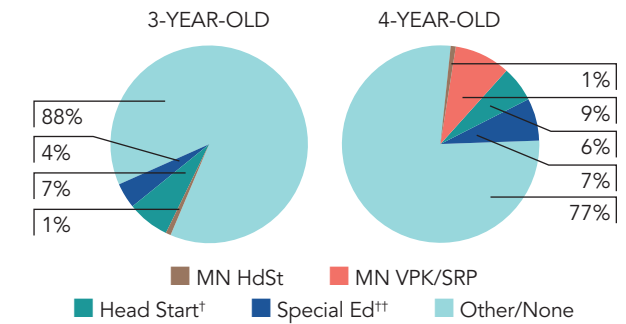


MINNESOTA VOLUNTARY PRE-KINDERGARTEN AND SCHOOL READINESS PLUS

ACCESS

Total state pre-K enrollment 6,287
 School districts that offer state program 34% (school districts)
 Income requirement No income requirement
 Minimum hours of operation 350 instructional hours/year
 Operating schedule School or academic year

PERCENT OF POPULATION ENROLLED IN PUBLIC ECE



† Some Head Start children may also be counted in state pre-K (VPK/SRP).
 ** Estimates children in special education not also enrolled in state pre-K or Head Start.

QUALITY STANDARDS CHECKLIST

POLICY	MN VPK/SRP REQUIREMENT	BENCHMARK	REQUIREMENT MEETS BENCHMARK?
Early learning & development standards	Comprehensive, aligned, supported, culturally sensitive	Comprehensive, aligned, supported, culturally sensitive	<input checked="" type="checkbox"/>
Curriculum supports	Approval process & supports	Approval process & supports	<input checked="" type="checkbox"/>
Teacher degree	Other	BA	<input type="checkbox"/>
Teacher specialized training	Other	Specializing in pre-K	<input type="checkbox"/>
Assistant teacher degree	Determined locally	CDA or equivalent	<input type="checkbox"/>
Staff professional development	125 hours/5 years (licensed teachers only); PD plans (teachers only); Coaching	For teachers & assistants: At least 15 hours/year; individual PD plans; coaching	<input type="checkbox"/>
Maximum class size	20 (4-year-olds)	20 or lower	<input checked="" type="checkbox"/>
Staff-child ratio	1:10 (4-year-olds)	1:10 or better	<input checked="" type="checkbox"/>
Screening & referral	Vision, hearing, health & more	Vision, hearing & health screenings; & referral	<input checked="" type="checkbox"/>
Continuous quality improvement system	Structured classroom observations; Data used for program improvement at the local level only	Structured classroom observations; data used for program improvement	<input type="checkbox"/>

5

For more information about the benchmarks, see the Executive Summary and Roadmap to State Profile Pages.

RESOURCES

Total state pre-K spending \$36,475,424
 Local match required? No
 State spending per child enrolled \$5,802
 All reported spending per child enrolled* \$7,070

* Pre-K programs may receive additional funds from federal or local sources that are not included in this figure.

** Head Start per-child spending includes funding only for 3- and 4-year-olds.

*** K-12 expenditures include capital spending as well as current operating expenditures.

SPENDING PER CHILD ENROLLED

