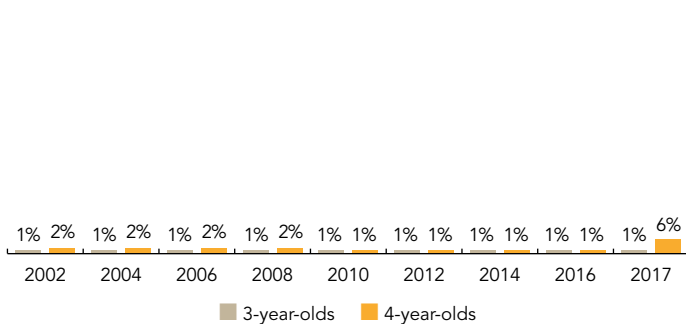
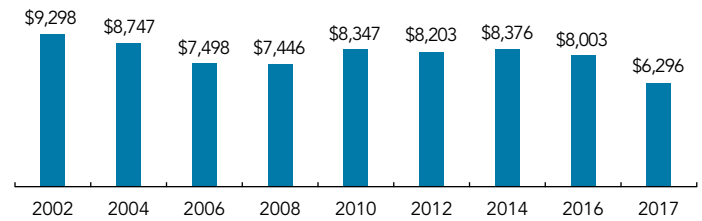


Minnesota

PERCENT OF STATE POPULATION ENROLLED



STATE SPENDING PER CHILD ENROLLED (2017 DOLLARS)



As part of Minnesota’s efforts to increase access to early childhood education for children birth to five, the state financially supplements Early Head Start and Head Start. All state-supported Head Start programs are required to follow the Early Childhood Indicators of Progress (ECIPs), Minnesota’s early learning standards birth to kindergarten entrance. ECIPs guide required training, support, and technical assistance for all program staff. The ECIPs, which were revised in 2017, are aligned with the English Language Arts Common Core standards for the early grades, the state’s college and career ready standards. The ECIPs are in process of being aligned with the newly revised Head Start Early Learning Outcomes Framework.

Minnesota spent \$25.1 million to supplement federally funded Head Start and Early Head Start in the state during the 2016-2017 school year. The state served an additional 1,443 three- and four-year-olds in Head Start and 937 children under age three in Early Head Start. Grantees submit an annual plan to the state which describes how they will allocate funds between Head Start and Early Head Start programs. The \$25.1 million allocation reflects a \$5 million increase from 2015-2016.

Organizations receiving federal Head Start funding are eligible to receive other supplemental funding from the state. Head Start programs are eligible to receive funding directly or may subcontract with private child care, family child care, and public schools to provide the program. All programs formally partnered with Head Start are required to follow the federal Head Start Performance Standards.

A second state-funded preschool program, Voluntary Pre-Kindergarten, was established for the 2016-17 school year by Governor Dayton and the Legislature. This \$27.092 million investment is funded through general education monies as a new grade level. Approximately 3,160 seats were allocated to 65 school districts and nine charter schools through an application and ranking process based on free and reduced-price lunch percentages of each elementary school in the state. The program operates 350 hours per year and serves children who are four years old by September 1. It is designed to prepare children for success as they enter kindergarten through high-quality early learning programs. The statutory standards build on existing School Readiness standards (see below) by requiring the use of a defined list of curriculum and assessment tools aligned with the early learning standards and Kindergarten Entrance Assessment, paying knowledgeable teaching staff wages comparable to local K–12 teachers, observing teacher-child interactions to guide professional development using an approved instrument, involving parents in transition planning, and measuring the impact of the program through either a self- or state-designed tool. The legislature approved an expansion of VPK that will nearly double the number of children served in 2017-2018.

Minnesota has other state-supported early childhood initiatives that are not included in The State of Preschool 2017 yearbook. The Early Learning Scholarships Programs provides scholarships to eligible families in order to increase access to high-quality early childhood programs. Families with children between the ages of 3 and 4 years old as of September 1 are eligible for scholarships and can choose any early childhood program that receives a Three- or Four-Star Parent Aware Rating. During 2016-2017 school year, approximately 15,079 scholarships of up to \$7,500 were awarded using an appropriation of \$59.88 million.

The School Readiness Program aims to improve children’s kindergarten readiness through preschool education programs and home visits. While individual districts exercise local control over the programming and services provided, all programs must meet the following requirements: ensure children complete health and developmental screening within 90 days of program enrollment, involve parents in program planning and decision making, use comprehensive research-based program content, and coordinate with relevant community-based services. Early childhood programming and services may also be provided through subcontracts with community-based organizations, or charter schools.

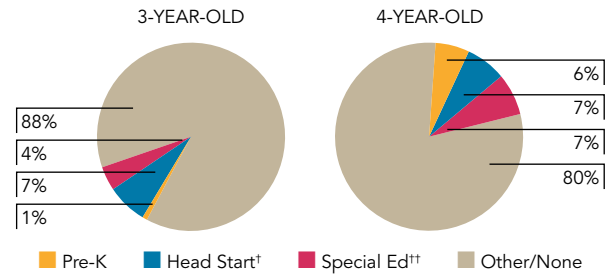
Minnesota’s overall support for state prekindergarten, including enrollment and funding for both Minnesota Head Start and Voluntary Pre-Kindergarten, is shown in the first two pages of this state profile. The third page focuses on Minnesota Head Start and the fourth page provides information about Voluntary Pre-Kindergarten.

MINNESOTA STATE OVERVIEW

ACCESS

Total state pre-K enrollment.....	4,603
Special education enrollment, ages 3 and 4	9,352
Federally funded Head Start enrollment, ages 3 and 4	9,499
State-funded Head Start enrollment, ages 3 and 4.....	1,443

STATE PRE-K AND HEAD START ENROLLMENT AS PERCENTAGE OF TOTAL POPULATION

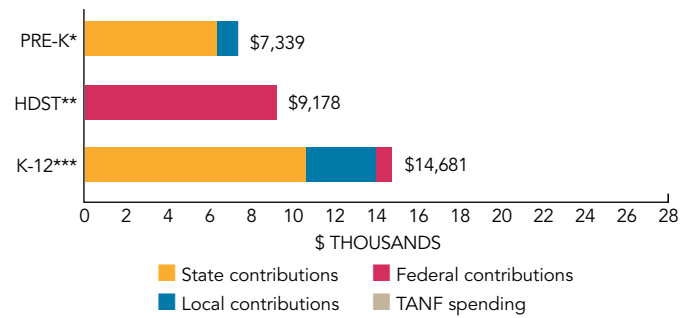


† Estimates children in Head Start not also enrolled in state pre-K.
 ** Estimates children in special education not also enrolled in state pre-K or Head Start.

RESOURCES

Total state pre-K spending	\$28,982,528
State Head Start spending	\$11,682,528
State spending per child enrolled	\$6,296
All reported spending per child enrolled*	\$7,339

SPENDING PER CHILD ENROLLED



* Pre-K programs may receive additional funds from federal or local sources that are not included in this figure.
 ** Head Start per-child spending includes funding only for 3- and 4-year-olds.
 *** K-12 expenditures include capital spending as well as current operating expenditures.

ACCESS RANKINGS	
4-YEAR-OLDS	3-YEAR-OLDS
37	24

RESOURCE RANKINGS	
STATE SPENDING	ALL REPORTED SPENDING
14	15

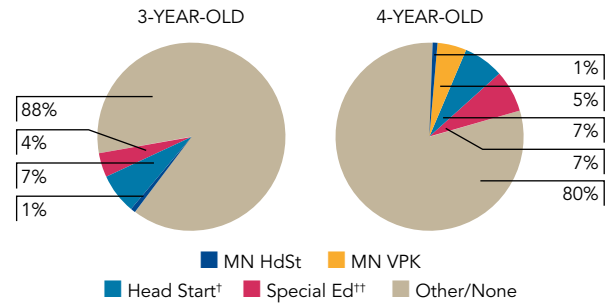
TOTAL BENCHMARKS MET	
CURRENT STANDARDS	NEW STANDARDS
6.3	6.6

MINNESOTA HEAD START

ACCESS

Total state pre-K enrollment 1,443
 School districts that offer state program 100% (counties/parishes)
 Income requirement 100% FPL
 Minimum hours of operation 3.5 hours/day; 4 days/week
 Operating schedule 128 days/year

STATE PRE-K AND HEAD START ENROLLMENT AS PERCENTAGE OF TOTAL POPULATION



* Estimates children in Head Start not also enrolled in state pre-K.
 ** Estimates children in special education not also enrolled in state pre-K or Head Start.

QUALITY STANDARDS CHECKLIST

POLICY	MN HDST REQUIREMENT	CURRENT BENCHMARK	MEETS CURRENT BENCHMARK?	NEW BENCHMARK	MEETS NEW BENCHMARK?
Early learning & development standards	Comprehensive, aligned, supported, culturally sensitive	Comprehensive	<input checked="" type="checkbox"/>	Comprehensive, aligned, supported, culturally sensitive	<input checked="" type="checkbox"/>
Curriculum supports	Approval process & supports	New in 2015-2016	—	Approval process & supports	<input checked="" type="checkbox"/>
Teacher degree	BA (public); AA (nonpublic)	BA	<input type="checkbox"/>	BA	<input type="checkbox"/>
Teacher specialized training	ECE, CD, ECE SpEd	Specializing in pre-K	<input checked="" type="checkbox"/>	Specializing in pre-K	<input checked="" type="checkbox"/>
Assistant teacher degree	CDA	CDA or equivalent	<input checked="" type="checkbox"/>	CDA or equivalent	<input checked="" type="checkbox"/>
Staff professional development	15 hours/year; PD plans; Coaching	For teachers: At least 15 hours/year	<input checked="" type="checkbox"/>	For teachers & assistants: At least 15 hours/year; individual PD plans; coaching	<input checked="" type="checkbox"/>
Maximum class size	15 (3-year-olds); 20 (4-year-olds)	20 or lower	<input checked="" type="checkbox"/>	20 or lower	<input checked="" type="checkbox"/>
Staff-child ratio	2:15 (3-year-olds); 1:10 (4-year-olds)	1:10 or better	<input checked="" type="checkbox"/>	1:10 or better	<input checked="" type="checkbox"/>
Screening & referral	Vision, hearing, health & more; Support services	Vision, hearing, health & at least one support service	<input checked="" type="checkbox"/>	Vision, hearing & health screenings; & referral	<input checked="" type="checkbox"/>
Meals	At least one meal/day	At least one meal/day	<input checked="" type="checkbox"/>	Discontinued	—
Monitoring/Continuous quality improvement system	Site visits; Monitoring data used for program improvement at state level only	Site visits	<input checked="" type="checkbox"/>	Structured classroom observation; program improvement plan	<input type="checkbox"/>
			9		
				8	

RESOURCES

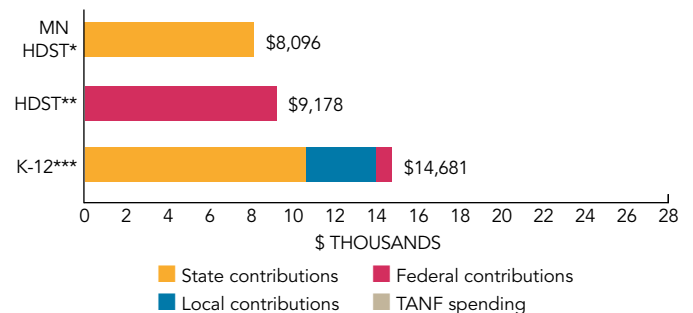
Total state pre-K spending \$11,682,528
 Local match required? Yes
 State spending per child enrolled \$8,096¹
 All reported spending per child enrolled* \$8,096

* Pre-K programs may receive additional funds from federal or local sources that are not included in this figure.

** Head Start per-child spending includes funding only for 3- and 4-year-olds.

*** K-12 expenditures include capital spending as well as current operating expenditures.

SPENDING PER CHILD ENROLLED



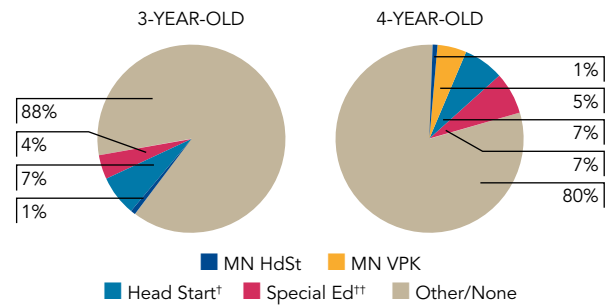
¹ MDE calculates the average cost per child each year based on each program's negotiated federal rate. There are 33 Head Start programs, each with a different cost per child.

MINNESOTA VOLUNTARY PRE-KINDERGARTEN

ACCESS

Total state pre-K enrollment 3,160
 School districts that offer state program 15% (school districts & charter schools)
 Income requirement No income requirement
 Minimum hours of operation Determined locally
 Operating schedule School or academic year

STATE PRE-K AND HEAD START ENROLLMENT AS PERCENTAGE OF TOTAL POPULATION



* Estimates children in Head Start not also enrolled in state pre-K.
 ** Estimates children in special education not also enrolled in state pre-K or Head Start.

QUALITY STANDARDS CHECKLIST

POLICY	MN VPK REQUIREMENT	CURRENT BENCHMARK	MEETS CURRENT BENCHMARK?	NEW BENCHMARK	MEETS NEW BENCHMARK?
Early learning & development standards	Comprehensive, aligned, supported, culturally sensitive	Comprehensive	<input checked="" type="checkbox"/>	Comprehensive, aligned, supported, culturally sensitive	<input checked="" type="checkbox"/>
Curriculum supports	Approval process & supports	New in 2015-2016	—	Approval process & supports	<input checked="" type="checkbox"/>
Teacher degree	Other	BA	<input type="checkbox"/>	BA	<input type="checkbox"/>
Teacher specialized training	Other	Specializing in pre-K	<input type="checkbox"/>	Specializing in pre-K	<input type="checkbox"/>
Assistant teacher degree	Determined locally	CDA or equivalent	<input type="checkbox"/>	CDA or equivalent	<input type="checkbox"/>
Staff professional development	125 hours/5 years (licensed teachers only); PD plans (teachers only); Coaching	For teachers: At least 15 hours/year	<input type="checkbox"/>	For teachers & assistants: At least 15 hours/year; individual PD plans; coaching	<input type="checkbox"/>
Maximum class size	20 (4-year-olds)	20 or lower	<input checked="" type="checkbox"/>	20 or lower	<input checked="" type="checkbox"/>
Staff-child ratio	1:10 (4-year-olds)	1:10 or better	<input checked="" type="checkbox"/>	1:10 or better	<input checked="" type="checkbox"/>
Screening & referral	Vision, hearing, health & more; Support services	Vision, hearing, health & at least one support service	<input checked="" type="checkbox"/>	Vision, hearing & health screenings; & referral	<input checked="" type="checkbox"/>
Meals	None	At least one meal/day	<input type="checkbox"/>	Discontinued	—
Monitoring/Continuous quality improvement system	Structured classroom observations; Data used for program improvement	Site visits	<input checked="" type="checkbox"/>	Structured classroom observation; program improvement plan	<input checked="" type="checkbox"/>
			5		
				6	

RESOURCES

Total state pre-K spending \$17,300,000
 Local match required? No
 State spending per child enrolled \$5,475
 All reported spending per child enrolled* \$6,994

* Pre-K programs may receive additional funds from federal or local sources that are not included in this figure.
 ** Head Start per-child spending includes funding only for 3- and 4-year-olds.
 *** K-12 expenditures include capital spending as well as current operating expenditures.

SPENDING PER CHILD ENROLLED

