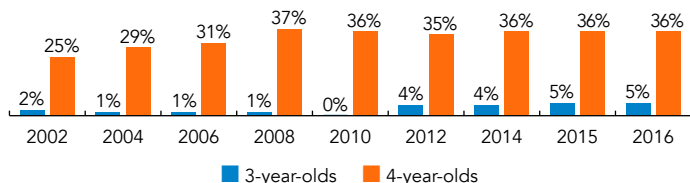
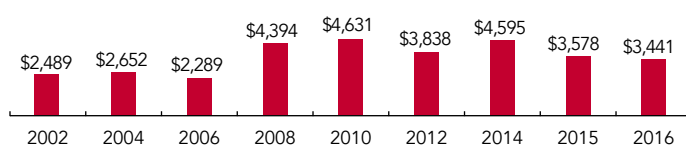


Maryland

PERCENT OF STATE POPULATION ENROLLED



STATE SPENDING PER CHILD ENROLLED (2016 DOLLARS)



Maryland created the Extended Elementary Education Program (EEEP) in 1980 as a pilot preschool program in Baltimore City and Prince George’s County. The 2002 Bridge to Excellence in Public School Act created the Maryland Prekindergarten Program, which required all local boards of education to increase pre-kindergarten enrollment in public schools to all 4-year olds from families with incomes at or below 185% of the federal poverty level (FPL) by the 2007-2008 school year.

Since 2012-2013, enrollment in the Maryland Prekindergarten Program has steadily increased. In an effort to expand pre-K to children above 185% FPL, in 2014, Maryland enacted the Prekindergarten Expansion Act, adding an additional \$4.3 million per year to increase access to half-day and full-day public pre-K for 4-year-olds from families with household incomes at or below 300% FPL. That same year, Maryland was awarded a Preschool Development Grant (PDG) of \$15 million per year through fiscal year 2017. These funds, which can be used to support children from families with incomes at or below 200% FPL, have been used to serve 2,732 children in the state pre-K program.

In addition to public prekindergarten, Maryland has 51 early learning centers of distinction known as Judy Centers, which are located in Title 1 school districts. The Judy Centers work collaboratively with select elementary schools to offer comprehensive, year-round services for children from birth to age 6. In 2015, Judy centers served 15,205 children in this age group. In 2015-2016, a total of 31,740 children—5% of the 3-year-old population and 36% of the 4-year-old population—participated in the state pre-K program.

The Division of Early Childhood Development (DECD) housed in the Maryland State Department of Education (MSDE) is responsible for early care and education in Maryland. Funding for the Maryland Prekindergarten Program is based on the K-12 per pupil amount, prorated for the percent of children attending half- and full-day programs.

All state-funded pre-K programs must participate and achieve Level 5 in Maryland EXCELS, the state’s QRIS system. Maryland’s Division of Early Childhood Development, Early Learning Branch, monitors pre-K programs annually using a self-developed checklist. Through the required participation in Maryland EXCELS, pre-K programs are able to access targeted technical assistance, both online and face-to-face.

ACCESS RANKINGS	
4-YEAR-OLDS	3-YEAR-OLDS
13	16

RESOURCE RANKINGS	
STATE SPENDING	ALL REPORTED SPENDING
33	14

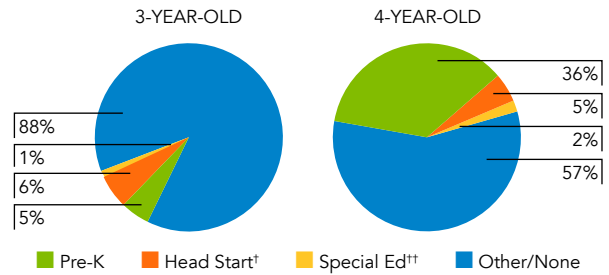
TOTAL BENCHMARKS MET	
CURRENT STANDARDS	NEW STANDARDS
8	7

MARYLAND PREKINDERGARTEN PROGRAM

ACCESS

Total state pre-K enrollment.....	31,740
School districts that offer state program	100%
Income requirement	185% FPL
Minimum hours of operation.....	2.5 hours/day; 5 days/week
Operating schedule.....	School or academic year
Special education enrollment, ages 3 and 4	8,309
Federally funded Head Start enrollment, ages 3 and 4	8,433
State-funded Head Start enrollment, ages 3 and 4.....	0

STATE PRE-K AND HEAD START ENROLLMENT AS PERCENTAGE OF TOTAL POPULATION



† Some Head Start children may also be counted in state pre-K.
 †† Estimates children in special education not also enrolled in state pre-K or Head Start.

QUALITY STANDARDS CHECKLIST

POLICY	MD PRE-K REQUIREMENT	CURRENT BENCHMARK	MEETS CURRENT BENCHMARK?	NEW BENCHMARK	MEETS NEW BENCHMARK?
Early learning & development standards	Comprehensive, aligned, supported, culturally sensitive	Comprehensive	<input checked="" type="checkbox"/>	Comprehensive, aligned, supported, culturally sensitive	<input checked="" type="checkbox"/>
Curriculum supports	Approval process & supports	New in 2015-2016	—	Approval process & supports	<input checked="" type="checkbox"/>
Teacher degree	BA	BA	<input checked="" type="checkbox"/>	BA	<input checked="" type="checkbox"/>
Teacher specialized training	ECE	Specializing in pre-K	<input checked="" type="checkbox"/>	Specializing in pre-K	<input checked="" type="checkbox"/>
Assistant teacher degree	HSD	CDA or equivalent	<input type="checkbox"/>	CDA or equivalent	<input type="checkbox"/>
Staff professional development	6 credit hours/5 years (teachers); 24 hours/year (assistants); PD plans	For teachers: At least 15 hours/year	<input checked="" type="checkbox"/>	For teachers & assistants: At least 15 hours/year; individual PD plans; coaching	<input type="checkbox"/>
Maximum class size	Average of 20 (3- & 4-year-olds) ⁷	20 or lower	<input type="checkbox"/>	20 or lower	<input type="checkbox"/>
Staff-child ratio	1:10 (3- & 4-year-olds)	1:10 or better	<input checked="" type="checkbox"/>	1:10 or better	<input checked="" type="checkbox"/>
Screening & referral	Vision, hearing, health & more; Support services	Vision, hearing, health & at least one support service	<input checked="" type="checkbox"/>	Vision, hearing & health screenings; & referral	<input checked="" type="checkbox"/>
Meals	Lunch & snack (school-day); Lunch (part-day)	At least one meal/day	<input checked="" type="checkbox"/>	Discontinued	—
Monitoring/Continuous quality improvement system	Structured classroom observations (more than once/year); Improvement plan	Site visits	<input checked="" type="checkbox"/>	Structured classroom observation; program improvement plan	<input checked="" type="checkbox"/>
			8		
					7

RESOURCES

Total state pre-K spending	\$109,207,432
Local match required?	No
State Head Start spending	\$1,800,000
State spending per child enrolled	\$3,441
All reported spending per child enrolled*	\$7,533

* Pre-K programs may receive additional funds from federal or local sources that are not included in this figure.
 ** Head Start per-child spending includes funding only for 3- and 4-year-olds.
 *** K-12 expenditures include capital spending as well as current operating expenditures.

SPENDING PER CHILD ENROLLED

