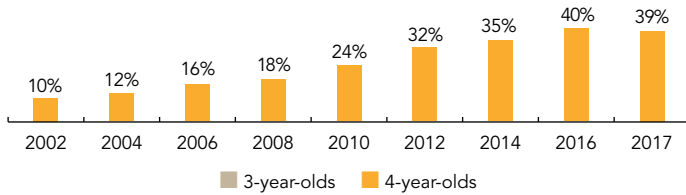
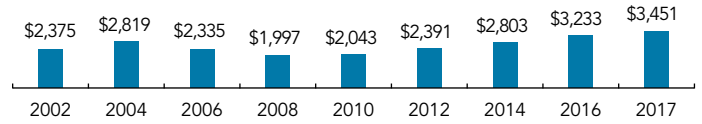


# Maine

PERCENT OF STATE POPULATION ENROLLED



STATE SPENDING PER CHILD ENROLLED  
(2017 DOLLARS)



Maine established its Two-Year Kindergarten initiative in 1983 by allocating resources to local districts through the school funding formula. State-funded programs for 4-year-olds have been separately defined as the Public Preschool Program (PPP) since 2007, and remain funded through Maine’s school funding formula, with distributions of funds to 139 of the 258 school administrative units (SAUs), including 139 of the 186 SAUs with kindergarten. Though not required, PPP funds are available to any SAU choosing to offer the program.

Although 35% of SAUs have partnered with community-based child care programs or Head Start agencies to offer early childhood services, the majority of PPP classrooms function as stand-alone programs located in public schools. Maine’s Chapter 124, Public Preschool Program Standards were promulgated as a regulation in December 2014. The Standards outlined programmatic changes in 2015-2016, including reduced child-staff ratio and group size, the use of evidence-based curricula, and child screening and assessments.

In 2016-2017, Maine’s preschool programs served 5,440 children, approximately 39% of the state’s 4-year-olds. The state allocated just over \$18.7 million for PPP in 2016-2017. This does not include federal funds, and local funds that were blended by school districts. Schools are required to provide a local match to draw down their per-pupil state subsidy. The required local match is part of the school funding formula based on property wealth.

In 2014, Maine was awarded a federal Preschool Development Grant: Expansion Grant award. In 2016-2017, the grant supported 406 children through enhancing the quality of existing slots or creating new slots in PPP.

ACCESS RANKINGS	
4-YEAR-OLDS	3-YEAR-OLDS
12	None Served

RESOURCE RANKINGS	
STATE SPENDING	ALL REPORTED SPENDING
35	7

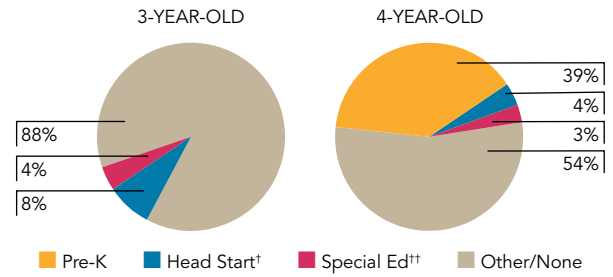
TOTAL BENCHMARKS MET	
CURRENT STANDARDS	NEW STANDARDS
9	9

# MAINE PUBLIC PRESCHOOL PROGRAM

## ACCESS

Total state pre-K enrollment.....	5,440
School districts that offer state program .....	54% (school administrative units)
Income requirement.....	No income requirement
Minimum hours of operation.....	2 hours/day
Operating schedule.....	Determined locally
Special education enrollment, ages 3 and 4 .....	1,897
Federally funded Head Start enrollment, ages 3 and 4 .....	2,334
State-funded Head Start enrollment, ages 3 and 4.....	0

STATE PRE-K AND HEAD START ENROLLMENT AS PERCENTAGE OF TOTAL POPULATION



† Estimates children in Head Start not also enrolled in state pre-K.  
 \*\* Estimates children in special education not also enrolled in state pre-K or Head Start.

## QUALITY STANDARDS CHECKLIST

POLICY	ME PRE-K REQUIREMENT	CURRENT BENCHMARK	MEETS CURRENT BENCHMARK?	NEW BENCHMARK	MEETS NEW BENCHMARK?
Early learning & development standards	Comprehensive, aligned, supported, culturally sensitive	Comprehensive	<input checked="" type="checkbox"/>	Comprehensive, aligned, supported, culturally sensitive	<input checked="" type="checkbox"/>
Curriculum supports	Approval process & supports	New in 2015-2016	—	Approval process & supports	<input checked="" type="checkbox"/>
Teacher degree	BA	BA	<input checked="" type="checkbox"/>	BA	<input checked="" type="checkbox"/>
Teacher specialized training	ECE	Specializing in pre-K	<input checked="" type="checkbox"/>	Specializing in pre-K	<input checked="" type="checkbox"/>
Assistant teacher degree	Educator Technician II	CDA or equivalent	<input checked="" type="checkbox"/>	CDA or equivalent	<input checked="" type="checkbox"/>
Staff professional development	6 credit hours/5 years (teachers only); PD plans (teachers only)	For teachers: At least 15 hours/year	<input checked="" type="checkbox"/>	For teachers & assistants: At least 15 hours/year; individual PD plans; coaching	<input type="checkbox"/>
Maximum class size	16 (4-year-olds)	20 or lower	<input checked="" type="checkbox"/>	20 or lower	<input checked="" type="checkbox"/>
Staff-child ratio	1:8 (4-year-olds)	1:10 or better	<input checked="" type="checkbox"/>	1:10 or better	<input checked="" type="checkbox"/>
Screening & referral	Vision, hearing, health & more; Support services	Vision, hearing, health & at least one support service	<input checked="" type="checkbox"/>	Vision, hearing & health screenings; & referral	<input checked="" type="checkbox"/>
Meals	Snack	At least one meal/day	<input type="checkbox"/>	Discontinued	—
Monitoring/Continuous quality improvement system	Structured classroom observations; Data used for program improvement	Site visits	<input checked="" type="checkbox"/>	Structured classroom observation; program improvement plan	<input checked="" type="checkbox"/>
			<b>9</b>		
				<b>9</b>	

## RESOURCES

Total state pre-K spending .....	\$18,775,709
Local match required? .....	Yes
State Head Start spending .....	\$3,123,000
State spending per child enrolled .....	\$3,451
All reported spending per child enrolled* .....	\$8,285

\* Pre-K programs may receive additional funds from federal or local sources that are not included in this figure.  
 \*\* Head Start per-child spending includes funding only for 3- and 4-year-olds.  
 \*\*\* K-12 expenditures include capital spending as well as current operating expenditures.

SPENDING PER CHILD ENROLLED

