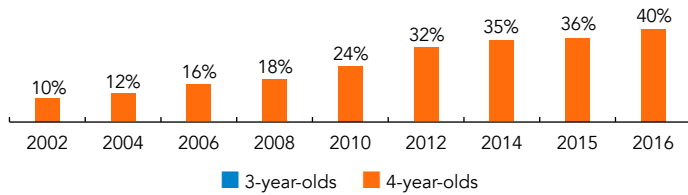
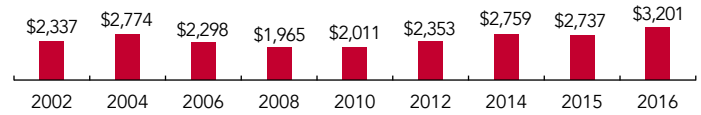


Maine

PERCENT OF STATE POPULATION ENROLLED



STATE SPENDING PER CHILD ENROLLED
(2016 DOLLARS)



Maine established its Two-Year Kindergarten initiative in 1983 by allocating resources to local districts through the school funding formula. State-funded programs for 4-year-olds have been separately defined as the Public Preschool Program (PPP) since 2007, and remain funded through Maine’s school funding formula, with distributions of funds to 135 of the 256 school administrative units (SAUs), and 135 of the 191 SAUs with kindergarten. Though not required, PPP funds are available to any SAU choosing to offer the program.

Although many SAUs have partnered with community-based child care programs or Head Start agencies to offer early childhood services, the majority of PPP classrooms are located in public schools.

Maine’s Chapter 124, Public Preschool Program Standards were promulgated as a regulation in December 2014. The Standards implemented programmatic changes in 2015-2016, including child-staff ratio, group size, the use of evidence-based curricula, and child screening and assessments. First-year programs received a monitoring visit from the Maine Department of Education.

In 2015-2016, Maine’s preschool programs served 5,442 children, approximately 42% of the state’s 4-year-olds. In 2015-2016 the state spent \$17.4 million on PPP. This does not include additional weighted state funds, federal funds, and local funds that were blended by school districts. Schools are required to provide a local match to draw down their per-pupil state subsidy. The required local match is part of the school funding formula based on property wealth.

In 2014, Maine was awarded a federal Preschool Development Grant: Expansion Grant award that supported 434 children through enhancing the quality of existing slots or creating new slots in PPP in 2015-2016.

ACCESS RANKINGS	
4-YEAR-OLDS	3-YEAR-OLDS
11	None Served

RESOURCE RANKINGS	
STATE SPENDING	ALL REPORTED SPENDING
37	7

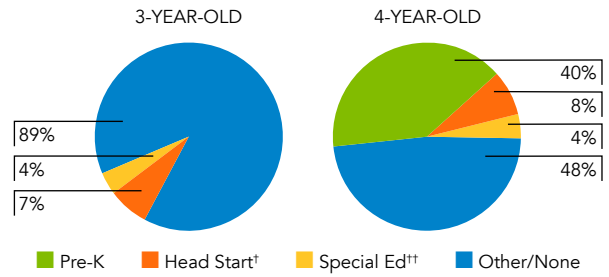
TOTAL BENCHMARKS MET	
CURRENT STANDARDS	NEW STANDARDS
9	9

MAINE PUBLIC PRESCHOOL PROGRAM

ACCESS

Total state pre-K enrollment.....	5,442
School districts that offer state program	53% (school administrative units)
Income requirement.....	No income requirement
Minimum hours of operation.....	2 hours/day
Operating schedule.....	Determined locally
Special education enrollment, ages 3 and 4	1,973
Federally funded Head Start enrollment, ages 3 and 4	2,375
State-funded Head Start enrollment, ages 3 and 4.....	161

STATE PRE-K AND HEAD START ENROLLMENT AS PERCENTAGE OF TOTAL POPULATION



† Estimates children in Head Start not also enrolled in state pre-K.
 †† Estimates children in special education not also enrolled in state pre-K or Head Start.

QUALITY STANDARDS CHECKLIST

POLICY	ME PRE-K REQUIREMENT	CURRENT BENCHMARK	MEETS CURRENT BENCHMARK?	NEW BENCHMARK	MEETS NEW BENCHMARK?
Early learning & development standards	Comprehensive, aligned, supported, culturally sensitive	Comprehensive	<input checked="" type="checkbox"/>	Comprehensive, aligned, supported, culturally sensitive	<input checked="" type="checkbox"/>
Curriculum supports	Approval process & supports	New in 2015-2016	—	Approval process & supports	<input checked="" type="checkbox"/>
Teacher degree	BA	BA	<input checked="" type="checkbox"/>	BA	<input checked="" type="checkbox"/>
Teacher specialized training	ECE	Specializing in pre-K	<input checked="" type="checkbox"/>	Specializing in pre-K	<input checked="" type="checkbox"/>
Assistant teacher degree	Educator Technician II ¹⁶	CDA or equivalent	<input checked="" type="checkbox"/>	CDA or equivalent	<input checked="" type="checkbox"/>
Staff professional development	6 credit hours/5 years (teachers only); PD plans (public teachers only)	For teachers: At least 15 hours/year	<input checked="" type="checkbox"/>	For teachers & assistants: At least 15 hours/year; individual PD plans; coaching	<input type="checkbox"/>
Maximum class size	16 (4-year-olds)	20 or lower	<input checked="" type="checkbox"/>	20 or lower	<input checked="" type="checkbox"/>
Staff-child ratio	1:8 (4-year-olds)	1:10 or better	<input checked="" type="checkbox"/>	1:10 or better	<input checked="" type="checkbox"/>
Screening & referral	Vision, hearing, health & more; Support services	Vision, hearing, health & at least one support service	<input checked="" type="checkbox"/>	Vision, hearing & health screenings; & referral	<input checked="" type="checkbox"/>
Meals	Snack	At least one meal/day	<input type="checkbox"/>	Discontinued	—
Monitoring/Continuous quality improvement system	Annual structured classroom observations; Improvement plan	Site visits	<input checked="" type="checkbox"/>	Structured classroom observation; program improvement plan	<input checked="" type="checkbox"/>
			9		
				9	

RESOURCES

Total state pre-K spending	\$17,421,403
Local match required?	Yes
State Head Start spending	\$3,087,731
State spending per child enrolled	\$3,201
All reported spending per child enrolled*	\$8,371

* Pre-K programs may receive additional funds from federal or local sources that are not included in this figure.
 ** Head Start per-child spending includes funding only for 3- and 4-year-olds.
 *** K-12 expenditures include capital spending as well as current operating expenditures.

SPENDING PER CHILD ENROLLED

