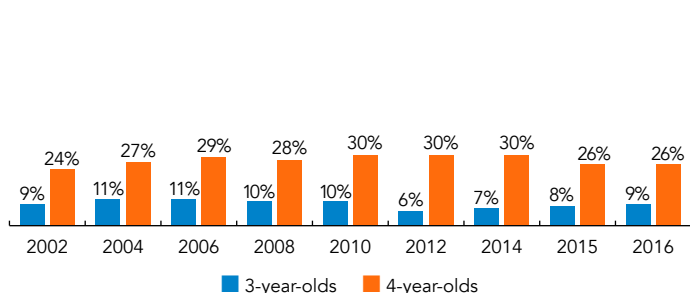
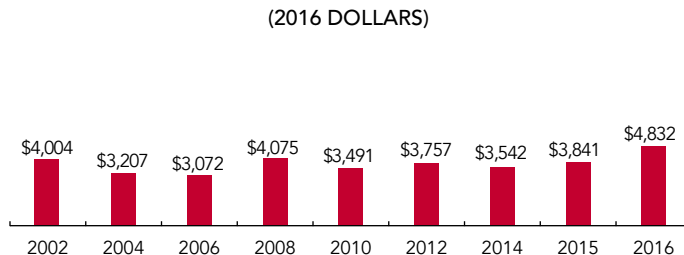


# Kentucky

PERCENT OF STATE POPULATION ENROLLED



STATE SPENDING PER CHILD ENROLLED  
(2016 DOLLARS)



The Kentucky Preschool Program (KPP) was launched in 1990, in response to the Kentucky Education Reform Act. The program is available to 4-year-olds from low-income families as well as 3- and 4-year-olds with disabilities. In the 2015-2016 school year, 19,182 eligible children were enrolled, a 2.5% increase over the previous year. Income eligibility for preschool increased from 150% to 160% of the federal poverty level. Children who do not meet state eligibility requirements may participate based on space availability, though they are funded by the district or tuition rather than state dollars.

The General Assembly approved an additional \$18 million for state-funded preschool, increasing the state share of the budget to \$90.1 million for 2015-2016. However, the state expenditure was higher, \$92.68 million. In addition to state funds, \$56.4 million from federal sources and \$6.48 million from non-required local sources supported KPP in 2015-2016.

KPP is administered by the Kentucky Department of Education (KDE), Office of Teaching and Learning, Division of Program Standards, School Readiness Branch. Funds are distributed to school districts through a funding formula. Each of Kentucky's 173 school districts offered KPP services in 2015-2016. School districts may subcontract with private child care centers, Head Start programs, and special education providers to offer preschool services.

In 2016-2017, KDE in collaboration with the State Board of Education, the Early Childhood Advisory Council, the Child Care Advisory Council, and the Cabinet for Health and Family Services introduced a new grant program to incentivize cooperative public/private partnerships between public school districts and child care providers to develop full-day, high-quality programs for at-risk children.

All early childhood programs that receive public funds, including KPP, migrated into Kentucky All STARS, the state's quality and rating improvement system in 2015-2016. Moving forward, the ECERS-3 will be used to evaluate classrooms, including classrooms observed during the Preschool Program Review (P2R) process. P2R also includes a self-evaluation of the preschool standards through an online survey and site visits at least once every five years to observe classrooms at every site. Additionally, the KDE, Division of Consolidated Plans and Audits randomly selects 14 districts to receive a site visit each year.

ACCESS RANKINGS	
4-YEAR-OLDS	3-YEAR-OLDS
22	9

RESOURCE RANKINGS	
STATE SPENDING	ALL REPORTED SPENDING
21	9

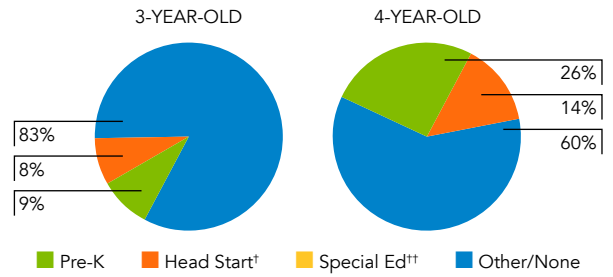
TOTAL BENCHMARKS MET	
CURRENT STANDARDS	NEW STANDARDS
9	8

# KENTUCKY PRESCHOOL PROGRAM

## ACCESS

Total state pre-K enrollment.....	19,182
School districts that offer state program .....	100%
Income requirement .....	160% FPL
Minimum hours of operation.....	2.5 hours/day
Operating schedule.....	School or academic year
Special education enrollment, ages 3 and 4 .....	9,645
Federally funded Head Start enrollment, ages 3 and 4 .....	13,714
State-funded Head Start enrollment, ages 3 and 4.....	0

STATE PRE-K AND HEAD START ENROLLMENT AS PERCENTAGE OF TOTAL POPULATION



† Estimates children in Head Start not also enrolled in state pre-K.  
 †† Estimates children in special education not also enrolled in state pre-K or Head Start.

## QUALITY STANDARDS CHECKLIST

POLICY	KY PRE-K REQUIREMENT	CURRENT BENCHMARK	MEETS CURRENT BENCHMARK?	NEW BENCHMARK	MEETS NEW BENCHMARK?
Early learning & development standards	Comprehensive, aligned, supported, culturally sensitive <sup>16</sup>	Comprehensive	<input checked="" type="checkbox"/>	<b>Comprehensive, aligned, supported, culturally sensitive</b>	<input checked="" type="checkbox"/>
Curriculum supports	Approval process & supports	New in 2015-2016	—	<b>Approval process &amp; supports</b>	<input checked="" type="checkbox"/>
Teacher degree	BA	BA	<input checked="" type="checkbox"/>	<b>BA</b>	<input checked="" type="checkbox"/>
Teacher specialized training	ECE, CD, ECE SpEd	Specializing in pre-K	<input checked="" type="checkbox"/>	<b>Specializing in pre-K</b>	<input checked="" type="checkbox"/>
Assistant teacher degree	HSD	CDA or equivalent	<input type="checkbox"/>	<b>CDA or equivalent</b>	<input type="checkbox"/>
Staff professional development	24 hours/year (teachers); 18 hours/year (assistants); PD plans (public teachers only); coaching (public only)	For teachers: At least 15 hours/year	<input checked="" type="checkbox"/>	<b>For teachers &amp; assistants At least 15 hours/year; individual PD plans; coaching</b>	<input type="checkbox"/>
Maximum class size	20 (3- & 4-year-olds)	20 or lower	<input checked="" type="checkbox"/>	<b>20 or lower</b>	<input checked="" type="checkbox"/>
Staff-child ratio	1:10 (3- & 4-year-olds)	1:10 or better	<input checked="" type="checkbox"/>	<b>1:10 or better</b>	<input checked="" type="checkbox"/>
Screening & referral	Vision, hearing, health & more; Support services	Vision, hearing, health & at least one support service	<input checked="" type="checkbox"/>	<b>Vision, hearing &amp; health screenings; &amp; referral</b>	<input checked="" type="checkbox"/>
Meals	Breakfast &/or lunch <sup>12</sup>	At least one meal/day	<input checked="" type="checkbox"/>	<b>Discontinued</b>	—
Monitoring/Continuous quality improvement system	Annual structured classroom observations; Improvement plan	Site visits	<input checked="" type="checkbox"/>	<b>Structured classroom observation; program improvement plan</b>	<input checked="" type="checkbox"/>
			<b>9</b>		
				<b>8</b>	

## RESOURCES

Total state pre-K spending .....	\$92,677,908
Local match required? .....	No
State Head Start spending .....	\$0
State spending per child enrolled .....	\$4,832
All reported spending per child enrolled* .....	\$8,110

\* Pre-K programs may receive additional funds from federal or local sources that are not included in this figure.  
 \*\* Head Start per-child spending includes funding only for 3- and 4-year-olds.  
 \*\*\* K-12 expenditures include capital spending as well as current operating expenditures.

SPENDING PER CHILD ENROLLED

