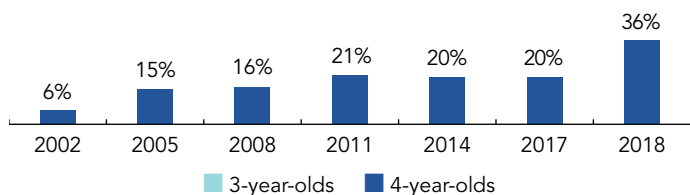
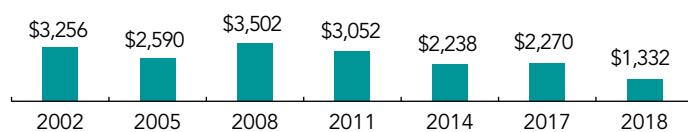


# Kansas

PERCENT OF STATE POPULATION ENROLLED



STATE SPENDING PER CHILD ENROLLED  
(2018 DOLLARS)



## OVERVIEW

Kansas preschool programs enrolled 14,022 children in 2017-2018, an increase of 6,011 children from the prior year. State funding totaled \$14,549,792 and \$4,132,317 in TANF funds were also used to support the program, up \$494,628 (3%), adjusted for inflation, since last year. State spending per child (including TANF funds) equaled \$1,332 in 2017-2018, down \$938 from 2016-2017, adjusted for inflation. Kansas met an average of 4 of 10 quality standards benchmarks.

## WHAT'S NEW

In 2018, Kansas was awarded \$4,482,305 under the Preschool Development Grant Birth through Five to engage in a collaborative effort to shape the state's future direction for early childhood in 2019.

## BACKGROUND

Kansas supports two state-funded prekindergarten programs. The first, established in 1998, is the State Pre-K 4 Year Old At-Risk Program (also known as the State Pre-Kindergarten Program and the preschool-aged at-risk program). The second is the Kansas Preschool Pilot, first offered in the 2006-2007 school year.

The State Pre-K 4 Year Old At-Risk Program, operated by the Kansas Department of Education (KSDE), was available in 197 out of 286 school districts during the 2017-2018 school year, and increased to 216 districts in 2018-2019. To be eligible, four-year-old children must meet at least one of eight risk factors: eligibility for free lunch (130% FPL), academic or developmental delay based upon validated assessments, Limited English Proficiency status, migrant status, a parent lacking a high school diploma or GED, having a single parent, having a teen parent, or having a referral from the Kansas Department for Children and Families.

The Kansas Preschool Pilot (KPP), also operated by the KSDE, is available in 12 sites, serving 14 of 105 counties. KPP was first funded exclusively with tobacco settlement dollars, and then later funded exclusively by TANF in 2016-2017 and 2017-2018. Beginning in 2018-2019, KPP is funded by both tobacco settlement dollars and TANF.

In the 2017-2018 school year, KSDE significantly restructured the program to align with the State Pre-K 4 Year Old At-Risk Program, naming the consolidated application the Early Learning Kansans (ELK) Program. Both programs use the Kansas Early Learning Standards, aligned with Kansas Curricular Standards, and Pre-K providers may participate in both programs. In addition to funding the 12 KPP sites, KSDE used TANF KPP funds to supplement the State Pre-K 4 Year Old-At Risk Program slots. This supplemental funding was provided to 202 of the state's school districts. However, in 2018-2019 KSDE reverted back to administering the programs separately.

Kansas also funds the Kansas Parents as Teachers Program, serving families with children from prenatal to 72 months. This program, also managed by KSDE, offers services through local school districts and coordination with other communities.

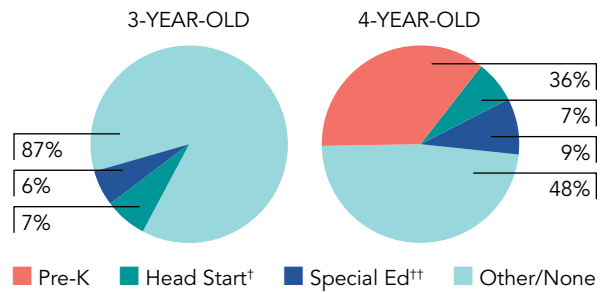
Kansas' overall support for state-funded preschool, including enrollment and funding for both the Kansas Preschool Pilot and the State Pre-K 4 Year Old At-Risk Program, is depicted in the first two pages of this state profile. The third page focuses solely on the Kansas Preschool Pilot and the fourth page provides information on the State Pre-K 4 Year Old At-Risk Program.

## KANSAS STATE OVERVIEW

### ACCESS

Total state pre-K enrollment .....	14,022
Special education enrollment, ages 3 and 4 .....	6,914
Federally funded Head Start enrollment, ages 3 and 4 .....	5,399
State-funded Head Start enrollment, ages 3 and 4.....	0

### PERCENT OF POPULATION ENROLLED IN PUBLIC ECE

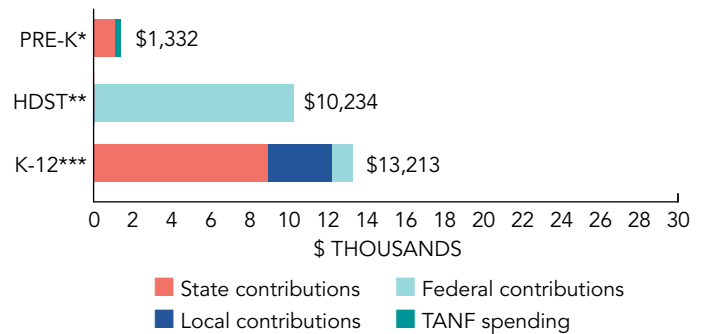


† Some Head Start children may also be counted in state pre-K.  
 \*\* Estimates children in special education not also enrolled in state pre-K or Head Start.

### RESOURCES

Total state pre-K spending .....	\$18,682,109
State Head Start spending .....	\$0
State spending per child enrolled .....	\$1,332
All reported spending per child enrolled* .....	\$1,332

### SPENDING PER CHILD ENROLLED



\* Pre-K programs may receive additional funds from federal or local sources that are not included in this figure.  
 \*\* Head Start per-child spending includes funding only for 3- and 4-year-olds.  
 \*\*\* K-12 expenditures include capital spending as well as current operating expenditures.

ACCESS RANKINGS	
4-YEAR-OLDS	3-YEAR-OLDS
15	None Served

RESOURCE RANKINGS	
STATE SPENDING	ALL REPORTED SPENDING
44	44

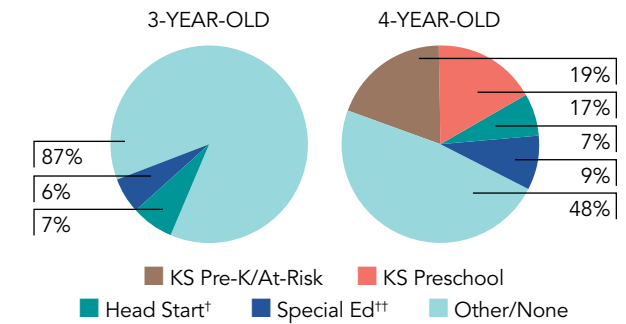
TOTAL BENCHMARKS MET
4

# KANSAS PRESCHOOL PILOT

## ACCESS

Total state pre-K enrollment .....	6,758
School districts that offer state program .....	13% (counties)
Income requirement .....	185% FPL
Minimum hours of operation .....	465 hours/year
Operating schedule .....	School or academic year

## PERCENT OF POPULATION ENROLLED IN PUBLIC ECE



† Some Head Start children may also be counted in state pre-K.  
 †† Estimates children in special education not also enrolled in state pre-K or Head Start.

## QUALITY STANDARDS CHECKLIST

POLICY	KS PRESCHOOL PILOT REQUIREMENT	BENCHMARK	REQUIREMENT MEETS BENCHMARK?
Early learning & development standards	Comprehensive, aligned, supported, culturally sensitive	<b>Comprehensive, aligned, supported, culturally sensitive</b>	<input checked="" type="checkbox"/>
Curriculum supports	Approval process & supports	<b>Approval process &amp; supports</b>	<input checked="" type="checkbox"/>
Teacher degree	BA	<b>BA</b>	<input checked="" type="checkbox"/>
Teacher specialized training	ECE, CD, Elem. Ed.	<b>Specializing in pre-K</b>	<input type="checkbox"/>
Assistant teacher degree	HSD	<b>CDA or equivalent</b>	<input type="checkbox"/>
Staff professional development	15 hours/year	<b>For teachers &amp; assistants: At least 15 hours/year; individual PD plans; coaching</b>	<input type="checkbox"/>
Maximum class size	25 (4-year-olds)	<b>20 or lower</b>	<input type="checkbox"/>
Staff-child ratio	1:10 (4-year-olds)	<b>1:10 or better</b>	<input checked="" type="checkbox"/>
Screening & referral	Vision, hearing, health & more; Referrals not required	<b>Vision, hearing &amp; health screenings; &amp; referral</b>	<input type="checkbox"/>
Continuous quality improvement system	None	<b>Structured classroom observations; data used for program improvement</b>	<input type="checkbox"/>

For more information about the benchmarks, see the Executive Summary and Roadmap to State Profile Pages.

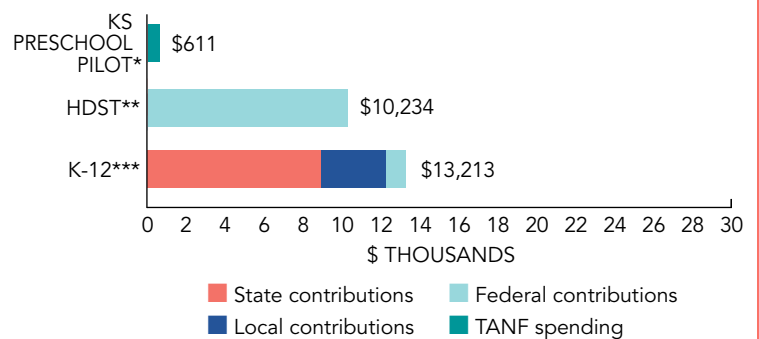
4

## RESOURCES

Total state pre-K spending .....	\$4,132,317
Local match required? .....	No
State spending per child enrolled .....	\$611
All reported spending per child enrolled* .....	\$611

\* Pre-K programs may receive additional funds from federal or local sources that are not included in this figure.  
 \*\* Head Start per-child spending includes funding only for 3- and 4-year-olds.  
 \*\*\* K-12 expenditures include capital spending as well as current operating expenditures.

## SPENDING PER CHILD ENROLLED

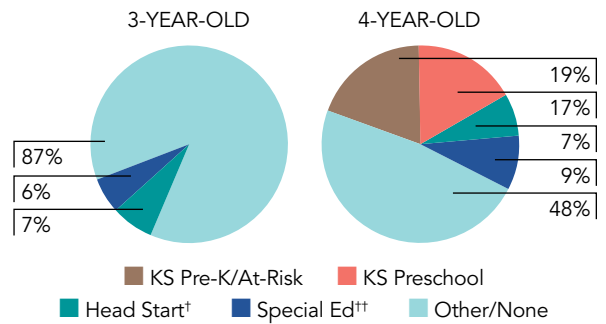


# KANSAS STATE PRE-K 4-YEAR-OLD AT-RISK PROGRAM

## ACCESS

Total state pre-K enrollment.....	7,264
School districts that offer state program.....	69%
Income requirement.....	130% FPL
Minimum hours of operation.....	465 hours/year
Operating schedule.....	School or academic year

## PERCENT OF POPULATION ENROLLED IN PUBLIC ECE



† Some Head Start children may also be counted in state pre-K.

†† Estimates children in special education not also enrolled in state pre-K or Head Start.

## QUALITY STANDARDS CHECKLIST

POLICY	KS STATE PRE-K REQUIREMENT	BENCHMARK	REQUIREMENT MEETS BENCHMARK?
Early learning & development standards	Comprehensive, aligned, supported, culturally sensitive	<b>Comprehensive, aligned, supported, culturally sensitive</b>	<input checked="" type="checkbox"/>
Curriculum supports	Approval process & supports	<b>Approval process &amp; supports</b>	<input checked="" type="checkbox"/>
Teacher degree	BA	<b>BA</b>	<input checked="" type="checkbox"/>
Teacher specialized training	ECE, CD, Elem. Ed.	<b>Specializing in pre-K</b>	<input type="checkbox"/>
Assistant teacher degree	HSD	<b>CDA or equivalent</b>	<input type="checkbox"/>
Staff professional development	15 hours/year	<b>For teachers &amp; assistants: At least 15 hours/year; individual PD plans; coaching</b>	<input type="checkbox"/>
Maximum class size	25 (4-year-olds)	<b>20 or lower</b>	<input type="checkbox"/>
Staff-child ratio	1:10 (4-year-olds)	<b>1:10 or better</b>	<input checked="" type="checkbox"/>
Screening & referral	Vision, hearing, health & more; Referrals not required	<b>Vision, hearing &amp; health screenings; &amp; referral</b>	<input type="checkbox"/>
Continuous quality improvement system	None	<b>Structured classroom observations; data used for program improvement</b>	<input type="checkbox"/>

For more information about the benchmarks, see the Executive Summary and Roadmap to State Profile Pages.

4

## RESOURCES

Total state pre-K spending.....	\$14,549,792
Local match required?.....	No
State spending per child enrolled.....	\$2,003
All reported spending per child enrolled*.....	\$2,003

\* Pre-K programs may receive additional funds from federal or local sources that are not included in this figure.

\*\* Head Start per-child spending includes funding only for 3- and 4-year-olds.

\*\*\* K-12 expenditures include capital spending as well as current operating expenditures.

## SPENDING PER CHILD ENROLLED

