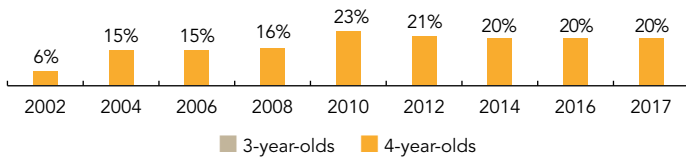
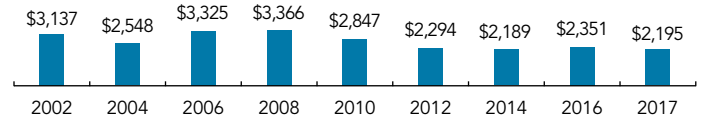


# Kansas

PERCENT OF STATE POPULATION ENROLLED



STATE SPENDING PER CHILD ENROLLED  
(2017 DOLLARS)



**K**ansas supports two state-funded prekindergarten programs. The first, established in 1998, is the Kansas State Pre-Kindergarten Program, formerly known as the Four-Year-Old At-Risk Program. The second is the Kansas Preschool Program which was first offered in the 2006-2007 school year.

The Kansas State Pre-Kindergarten Program, operated by the Kansas State Department of Education (KSDE), is available in 181 out of 286 school districts statewide. To be eligible for the program, children must meet at least one of eight risk factors: eligibility for free or reduced-price lunch (185% FPL), academic or developmental delay based upon validated assessments, English Language Learner status, migrant status, a parent lacking a high school diploma or GED, having a single parent, having a teen parent, or having a referral from the Department for Children and Families agency. Child inventories on randomly selected children in each classroom, as well as classroom and parent surveys, are among data collected via a web application.

The Kansas Preschool Program is also operated by the Kansas State Department of Education and accessible in 14 of 105 counties. At least 50% of the children enrolled must meet either one of the risk factors listed above or one of the alternate risk factors, such as being referred by an early childhood organization or having a parent on active military duty. The other half must be eligible according to standards set by local programs. The program was previously funded with tobacco dollars from the Master Settlement Agreement. Starting in 2016-2017, tobacco settlement dollars were not available to fund the Kansas Preschool Program. Instead, the program relied on TANF funding.

In 2013-2014, sites participating in both programs began receiving technical assistance and support from KSDE. The initial support focused on increasing collaboration at the community level and data-driven decision-making. As of the 2013-2014 school year, both Kansas programs were required to use the Kansas Early Learning Standards, which are aligned with Kansas College and Career Ready Standards.

Kansas also provides funding for the Parents as Teachers Program, serving children from prenatal to 72 months and their families. Managed by the Kansas State Department of Education, the program offers services through local school districts and coordination with other communities.

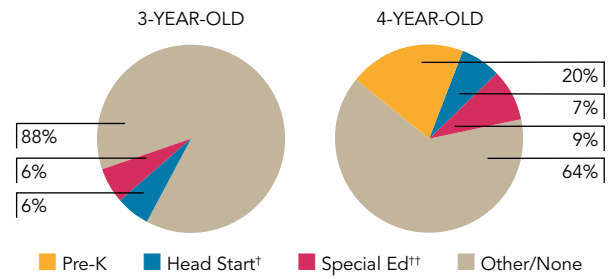
The first two pages of this profile address the general assistance and commitment to prekindergarten in Kansas, including enrollment and spending for both the State Pre-Kindergarten Program and the Kansas Preschool Program. The third page focuses solely on the Kansas Preschool Program, while the last page discusses the Kansas State Pre-Kindergarten Program.

## KANSAS STATE OVERVIEW

### ACCESS

Total state pre-K enrollment.....	8,011
Special education enrollment, ages 3 and 4 .....	6,874
Federally funded Head Start enrollment, ages 3 and 4 .....	5,416
State-funded Head Start enrollment, ages 3 and 4.....	0

STATE PRE-K AND HEAD START ENROLLMENT AS PERCENTAGE OF TOTAL POPULATION

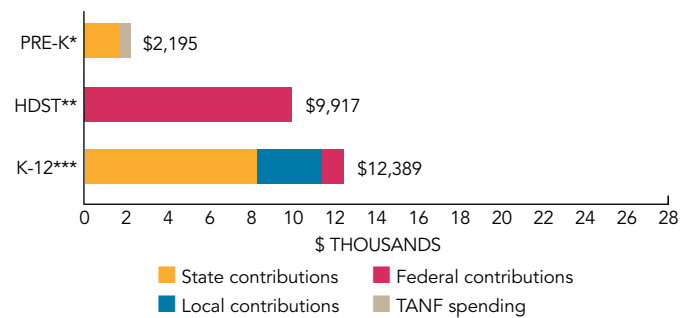


† Some Head Start children may also be counted in state pre-K.  
 \*\* Estimates children in special education not also enrolled in state pre-K or Head Start.

### RESOURCES

Total state pre-K spending .....	\$17,583,501
State Head Start spending .....	\$0
State spending per child enrolled .....	\$2,195
All reported spending per child enrolled* .....	\$2,195

SPENDING PER CHILD ENROLLED



\* Pre-K programs may receive additional funds from federal or local sources that are not included in this figure.  
 \*\* Head Start per-child spending includes funding only for 3- and 4-year-olds.  
 \*\*\* K-12 expenditures include capital spending as well as current operating expenditures.

ACCESS RANKINGS	
4-YEAR-OLDS	3-YEAR-OLDS
28	None Served

RESOURCE RANKINGS	
STATE SPENDING	ALL REPORTED SPENDING
43	44

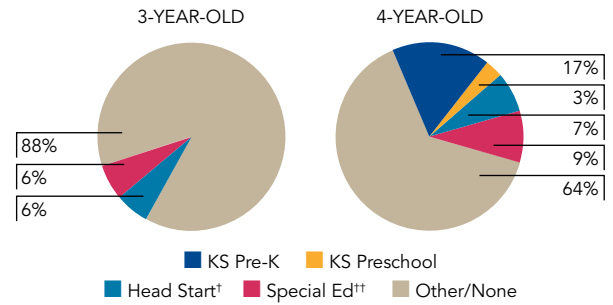
TOTAL BENCHMARKS MET	
CURRENT STANDARDS	NEW STANDARDS
5.3	5.3

# KANSAS PRESCHOOL PROGRAM

## ACCESS

Total state pre-K enrollment ..... 1,027  
 School districts that offer state program ..... 11% (counties/parishes)  
 Income requirement ..... 185% FPL  
 Minimum hours of operation ..... 3 hours/day  
 Operating schedule ..... Determined locally

STATE PRE-K AND HEAD START ENROLLMENT AS PERCENTAGE OF TOTAL POPULATION



\* Some Head Start children may also be counted in state pre-K.  
 \*\* Estimates children in special education not also enrolled in state pre-K or Head Start.

## QUALITY STANDARDS CHECKLIST

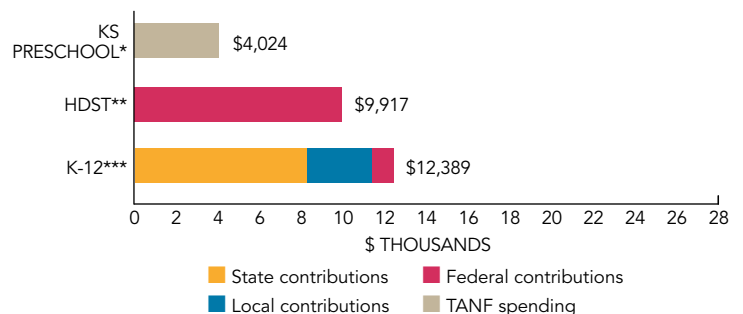
POLICY	KS PRESCHOOL REQUIREMENT	CURRENT BENCHMARK	MEETS CURRENT BENCHMARK?	NEW BENCHMARK	MEETS NEW BENCHMARK?
Early learning & development standards	Comprehensive, aligned, supported, culturally sensitive	Comprehensive	<input checked="" type="checkbox"/>	Comprehensive, aligned, supported, culturally sensitive	<input checked="" type="checkbox"/>
Curriculum supports	Approval process & supports	New in 2015-2016	—	Approval process & supports	<input checked="" type="checkbox"/>
Teacher degree	BA	BA	<input checked="" type="checkbox"/>	BA	<input checked="" type="checkbox"/>
Teacher specialized training	ECE	Specializing in pre-K	<input checked="" type="checkbox"/>	Specializing in pre-K	<input checked="" type="checkbox"/>
Assistant teacher degree	HSD	CDA or equivalent	<input type="checkbox"/>	CDA or equivalent	<input type="checkbox"/>
Staff professional development	15 hours/year (teachers only)	For teachers: At least 15 hours/year	<input checked="" type="checkbox"/>	For teachers & assistants: At least 15 hours/year; individual PD plans; coaching	<input type="checkbox"/>
Maximum class size	20 (4-year-olds)	20 or lower	<input checked="" type="checkbox"/>	20 or lower	<input checked="" type="checkbox"/>
Staff-child ratio	1:10 (4-year-olds)	1:10 or better	<input checked="" type="checkbox"/>	1:10 or better	<input checked="" type="checkbox"/>
Screening & referral	Vision, hearing, immunizations; Support services	Vision, hearing, health & at least one support service	<input checked="" type="checkbox"/>	Vision, hearing & health screenings; & referral	<input checked="" type="checkbox"/>
Meals	Snack	At least one meal/day	<input type="checkbox"/>	Discontinued	—
Monitoring/Continuous quality improvement system	Monitor data used for program improvement	Site visits	<input type="checkbox"/>	Structured classroom observation; program improvement plan	<input type="checkbox"/>
			<b>7</b>		
				<b>7</b>	

## RESOURCES

Total state pre-K spending ..... \$4,132,317  
 Local match required? ..... No  
 State spending per child enrolled ..... \$4,024  
 All reported spending per child enrolled\* ..... \$4,024

\* Pre-K programs may receive additional funds from federal or local sources that are not included in this figure.  
 \*\* Head Start per-child spending includes funding only for 3- and 4-year-olds.  
 \*\*\* K-12 expenditures include capital spending as well as current operating expenditures.

SPENDING PER CHILD ENROLLED

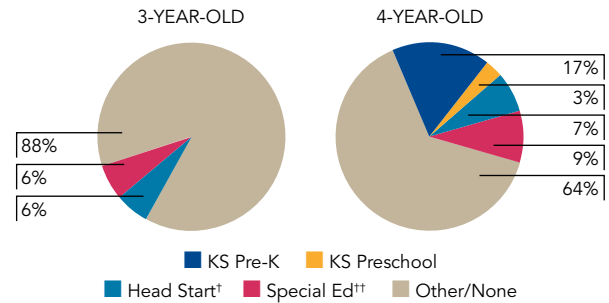


# KANSAS STATE PRE-KINDERGARTEN PROGRAM

## ACCESS

Total state pre-K enrollment.....	6,984
School districts that offer state program .....	63%
Income requirement.....	185% FPL
Minimum hours of operation.....	3 hours/day
Operating schedule.....	School or academic year

STATE PRE-K AND HEAD START ENROLLMENT AS PERCENTAGE OF TOTAL POPULATION



\* Some Head Start children may also be counted in state pre-K.  
 \*\* Estimates children in special education not also enrolled in state pre-K or Head Start.

## QUALITY STANDARDS CHECKLIST

POLICY	KS PRE-K REQUIREMENT	CURRENT BENCHMARK	MEETS CURRENT BENCHMARK?	NEW BENCHMARK	MEETS NEW BENCHMARK?
Early learning & development standards	Comprehensive, aligned, supported, culturally sensitive	Comprehensive	<input checked="" type="checkbox"/>	<b>Comprehensive, aligned, supported, culturally sensitive</b>	<input checked="" type="checkbox"/>
Curriculum supports	Approval process & supports	New in 2015-2016	—	<b>Approval process &amp; supports</b>	<input checked="" type="checkbox"/>
Teacher degree	BA	BA	<input checked="" type="checkbox"/>	<b>BA</b>	<input checked="" type="checkbox"/>
Teacher specialized training	ECE, CD	Specializing in pre-K	<input checked="" type="checkbox"/>	<b>Specializing in pre-K</b>	<input checked="" type="checkbox"/>
Assistant teacher degree	HSD	CDA or equivalent	<input type="checkbox"/>	<b>CDA or equivalent</b>	<input type="checkbox"/>
Staff professional development	15 hours/year; Coaching	For teachers: At least 15 hours/year	<input checked="" type="checkbox"/>	<b>For teachers &amp; assistants: At least 15 hours/year; individual PD plans; coaching</b>	<input type="checkbox"/>
Maximum class size	25 (4-year-olds)	20 or lower	<input type="checkbox"/>	<b>20 or lower</b>	<input type="checkbox"/>
Staff-child ratio	1:10 (4-year-olds)	1:10 or better	<input checked="" type="checkbox"/>	<b>1:10 or better</b>	<input checked="" type="checkbox"/>
Screening & referral	Vision, hearing, health & more; Referrals not required; Support services	Vision, hearing, health & at least one support service	<input type="checkbox"/>	<b>Vision, hearing &amp; health screenings; &amp; referral</b>	<input type="checkbox"/>
Meals	Snack	At least one meal/day	<input type="checkbox"/>	<b>Discontinued</b>	—
Monitoring/Continuous quality improvement system	Monitoring data used for program improvement	Site visits	<input type="checkbox"/>	<b>Structured classroom observation; program improvement plan</b>	<input type="checkbox"/>
			<b>5</b>		
				<b>5</b>	

## RESOURCES

Total state pre-K spending .....	\$13,451,184
Local match required? .....	No
State spending per child enrolled .....	\$1,926
All reported spending per child enrolled* .....	\$1,926

\* Pre-K programs may receive additional funds from federal or local sources that are not included in this figure.  
 \*\* Head Start per-child spending includes funding only for 3- and 4-year-olds.  
 \*\*\* K-12 expenditures include capital spending as well as current operating expenditures.

SPENDING PER CHILD ENROLLED

