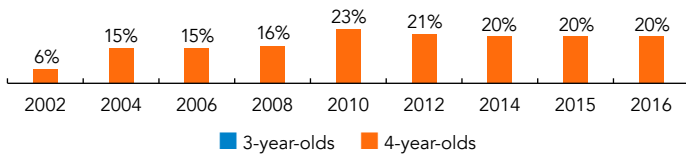
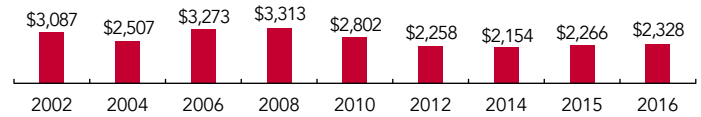


Kansas

PERCENT OF STATE POPULATION ENROLLED



STATE SPENDING PER CHILD ENROLLED
(2016 DOLLARS)



Kansas supports two state-funded prekindergarten programs. The first, established in 1998, is the Kansas State Pre-Kindergarten Program, formerly known as the Four-Year-Old At-Risk Program. The second is the Kansas Preschool Program, formerly known as the Pre-K Pilot Program, which was first offered in the 2006-2007 school year and is funded with tobacco dollars from the Master Settlement Agreement.

The Kansas State Pre-K Program, operated by the Kansas State Department of Education, is available in 181 out of 286 school districts in the state. The program provides funding to public schools directly, although schools may subcontract with community-based organizations to provide services. To be eligible for the program, children must meet at least one of the eight risk factors: eligibility for free or reduced price lunch (185% FPL), academic or developmental delay based upon validated assessments, English Language Learner status, migrant status, a parent lacking a high school diploma or GED, having a single parent, having a teen parent, or having a referral from the Department for Children and Families agency. Child inventories on randomly selected children in each classroom, as well as classroom and parent surveys, are among data collected via a web application.

The Kansas Preschool Program is also operated by the Kansas State Department of Education and accessible in 14 of 105 counties. Grants are awarded to school districts and nonprofit community partnerships or community agencies on behalf of a coalition of service providers. At least 50% of the children enrolled must meet either one of the risk factors listed above or one of the alternate risk factors, such as being referred by an early childhood organization, qualifying for reduced-price lunch (185% Federal Poverty Level), or having a parent on active military duty. The other half must be eligible according to standards set by local programs.

In 2013-2014, sites participating in both programs began receiving technical assistance and support from KSDE. The initial support focused on increasing collaboration at the community level and data-driven decision-making. As of the 2013-2014 school year, both Kansas programs were required to use the Kansas Early Learning Standards, which are aligned with Kansas College and Career Ready Standards, K-12.

Kansas also provides funding for the Parents as Teacher Program, serving children from prenatal to 3 years old and their families. Managed by the Kansas State Department of Education, the program offers services through local school districts and coordination with other communities.

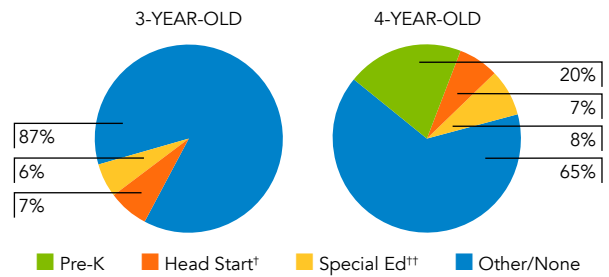
The first two pages of this profile address the general assistance and commitment to prekindergarten in Kansas, including enrollment and spending for both the State Pre-Kindergarten Program and the Kansas Preschool Program. The third page focuses solely on the Kansas Preschool Program, while the last page discusses the Kansas State Pre-K Program.

KANSAS STATE OVERVIEW

ACCESS

| | |
|--|-------|
| Total state pre-K enrollment..... | 7,903 |
| Special education enrollment, ages 3 and 4 | 6,625 |
| Federally funded Head Start enrollment, ages 3 and 4 | 5,500 |
| State-funded Head Start enrollment, ages 3 and 4..... | 0 |

STATE PRE-K AND HEAD START ENROLLMENT AS PERCENTAGE OF TOTAL POPULATION

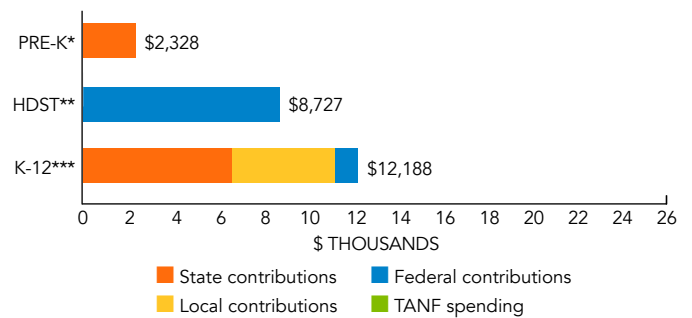


† Some Head Start children may also be counted in state pre-K.
 †† Estimates children in special education not also enrolled in state pre-K or Head Start.

RESOURCES

| | |
|---|--------------|
| Total state pre-K spending | \$18,397,560 |
| State Head Start spending | \$0 |
| State spending per child enrolled | \$2,328 |
| All reported spending per child enrolled* | \$2,328 |

SPENDING PER CHILD ENROLLED



* Pre-K programs may receive additional funds from federal or local sources that are not included in this figure.
 ** Head Start per-child spending includes funding only for 3- and 4-year-olds.
 *** K-12 expenditures include capital spending as well as current operating expenditures.

| ACCESS RANKINGS | |
|-----------------|-------------|
| 4-YEAR-OLDS | 3-YEAR-OLDS |
| 27 | None Served |

| RESOURCE RANKINGS | |
|-------------------|-----------------------|
| STATE SPENDING | ALL REPORTED SPENDING |
| 41 | 44 |

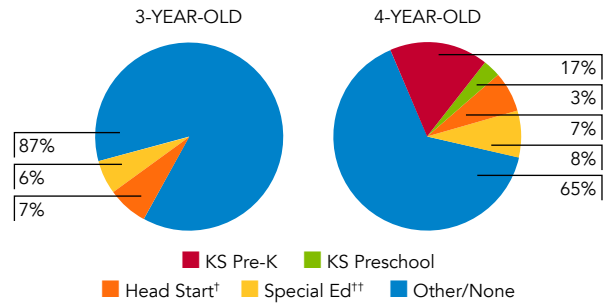
| TOTAL BENCHMARKS MET | |
|----------------------|---------------|
| CURRENT STANDARDS | NEW STANDARDS |
| 7.1 | 7.1 |

KANSAS PRESCHOOL PROGRAM

ACCESS

| | |
|--|-------------------------|
| Total state pre-K enrollment..... | 1,070 |
| School districts that offer state program | 13% (counties/parishes) |
| Income requirement | 185% FPL |
| Minimum hours of operation..... | 3 hours/day |
| Operating schedule..... | Determined locally |
| Special education enrollment, ages 3 and 4 | 6,625 |
| Federally funded Head Start enrollment, ages 3 and 4 | 5,500 |

STATE PRE-K AND HEAD START ENROLLMENT AS PERCENTAGE OF TOTAL POPULATION



† Some Head Start children may also be counted in state pre-K.
 †† Estimates children in special education not also enrolled in state pre-K or Head Start.

QUALITY STANDARDS CHECKLIST

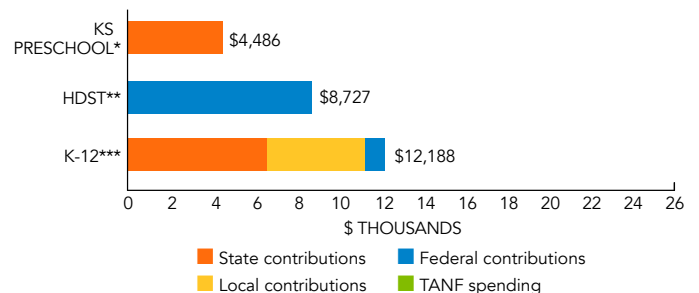
| POLICY | KS PRESCHOOL REQUIREMENT | CURRENT BENCHMARK | MEETS CURRENT BENCHMARK? | NEW BENCHMARK | MEETS NEW BENCHMARK? |
|--|---|--|-------------------------------------|--|-------------------------------------|
| Early learning & development standards | Comprehensive, aligned, supported, culturally sensitive | Comprehensive | <input checked="" type="checkbox"/> | Comprehensive, aligned, supported, culturally sensitive | <input checked="" type="checkbox"/> |
| Curriculum supports | Approval process & supports | New in 2015-2016 | — | Approval process & supports | <input checked="" type="checkbox"/> |
| Teacher degree | BA | BA | <input checked="" type="checkbox"/> | BA | <input checked="" type="checkbox"/> |
| Teacher specialized training | ECE | Specializing in pre-K | <input checked="" type="checkbox"/> | Specializing in pre-K | <input checked="" type="checkbox"/> |
| Assistant teacher degree | CDA | CDA or equivalent | <input checked="" type="checkbox"/> | CDA or equivalent | <input checked="" type="checkbox"/> |
| Staff professional development | 15 hours/year (teachers only); PD plans (public school teachers only) | For teachers: At least 15 hours/year | <input checked="" type="checkbox"/> | For teachers & assistants: At least 15 hours/year; individual PD plans; coaching | <input type="checkbox"/> |
| Maximum class size | 20 (4-year-olds) | 20 or lower | <input checked="" type="checkbox"/> | 20 or lower | <input checked="" type="checkbox"/> |
| Staff-child ratio | 1:10 (4-year-olds) | 1:10 or better | <input checked="" type="checkbox"/> | 1:10 or better | <input checked="" type="checkbox"/> |
| Screening & referral | Vision, hearing, immunizations; Support services | Vision, hearing, health & at least one support service | <input checked="" type="checkbox"/> | Vision, hearing & health screenings; & referral | <input checked="" type="checkbox"/> |
| Meals | Lunch & snack (school-day); Snack (part-day) | At least one meal/day | <input type="checkbox"/> | Discontinued | — |
| Monitoring/Continuous quality improvement system | Other monitoring | Site visits | <input type="checkbox"/> | Structured classroom observation; program improvement plan | <input type="checkbox"/> |
| | | | <input checked="" type="checkbox"/> | | |

RESOURCES

| | |
|---|-------------|
| Total state pre-K spending | \$4,800,000 |
| Local match required? | No |
| State spending per child enrolled | \$4,486 |
| All reported spending per child enrolled* | \$4,486 |

* Pre-K programs may receive additional funds from federal or local sources that are not included in this figure.
 ** Head Start per-child spending includes funding only for 3- and 4-year-olds.
 *** K-12 expenditures include capital spending as well as current operating expenditures.

SPENDING PER CHILD ENROLLED

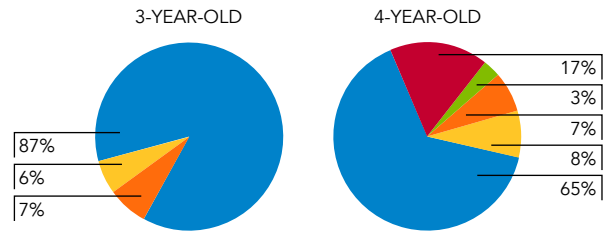


KANSAS STATE PRE-KINDERGARTEN PROGRAM

ACCESS

| | |
|--|-------------------------|
| Total state pre-K enrollment..... | 6,833 |
| School districts that offer state program | 63% |
| Income requirement | 185% FPL |
| Minimum hours of operation..... | 3 hours/day |
| Operating schedule..... | School or academic year |
| Special education enrollment, ages 3 and 4 | 6,625 |
| Federally funded Head Start enrollment, ages 3 and 4 | 5,500 |

STATE PRE-K AND HEAD START ENROLLMENT AS PERCENTAGE OF TOTAL POPULATION



■ KS Pre-K ■ KS Preschool
■ Head Start† ■ Special Ed†† ■ Other/None
 † Some Head Start children may also be counted in state pre-K.
 †† Estimates children in special education not also enrolled in state pre-K or Head Start.

QUALITY STANDARDS CHECKLIST

| POLICY | KS PRE-K REQUIREMENT | CURRENT BENCHMARK | MEETS CURRENT BENCHMARK? | NEW BENCHMARK | MEETS NEW BENCHMARK? |
|--|---|--|-------------------------------------|---|-------------------------------------|
| Early learning & development standards | Comprehensive, aligned, supported, culturally sensitive | Comprehensive | <input checked="" type="checkbox"/> | Comprehensive, aligned, supported, culturally sensitive | <input checked="" type="checkbox"/> |
| Curriculum supports | Approval process & supports | New in 2015-2016 | — | Approval process & supports | <input checked="" type="checkbox"/> |
| Teacher degree | BA | BA | <input checked="" type="checkbox"/> | BA | <input checked="" type="checkbox"/> |
| Teacher specialized training | ECE, CD | Specializing in pre-K | <input checked="" type="checkbox"/> | Specializing in pre-K | <input checked="" type="checkbox"/> |
| Assistant teacher degree | CDA | CDA or equivalent | <input checked="" type="checkbox"/> | CDA or equivalent | <input checked="" type="checkbox"/> |
| Staff professional development | 15 hours/year; coaching (new teachers) | For teachers: At least 15 hours/year | <input checked="" type="checkbox"/> | For teachers & assistants: At least 15 hours/year; individual PD plans; coaching | <input type="checkbox"/> |
| Maximum class size | 25 (4-year-olds) ³ | 20 or lower | <input type="checkbox"/> | 20 or lower | <input type="checkbox"/> |
| Staff-child ratio | 1:10 (4-year-olds) ³ | 1:10 or better | <input checked="" type="checkbox"/> | 1:10 or better | <input checked="" type="checkbox"/> |
| Screening & referral | Vision, hearing, health & more; Support services | Vision, hearing, health & at least one support service | <input checked="" type="checkbox"/> | Vision, hearing & health screenings; & referral | <input checked="" type="checkbox"/> |
| Meals | Snack | At least one meal/day | <input type="checkbox"/> | Discontinued | — |
| Monitoring/Continuous quality improvement system | Classroom practices survey; Improvement plan | Site visits | <input type="checkbox"/> | Structured classroom observation; program improvement plan | <input type="checkbox"/> |
| | | | 7 | | |
| | | | | 7 | |

RESOURCES

| | |
|---|--------------|
| Total state pre-K spending | \$13,597,560 |
| Local match required? | No |
| State spending per child enrolled | \$1,990 |
| All reported spending per child enrolled* | \$1,990 |

* Pre-K programs may receive additional funds from federal or local sources that are not included in this figure.
 ** Head Start per-child spending includes funding only for 3- and 4-year-olds.
 *** K-12 expenditures include capital spending as well as current operating expenditures.

SPENDING PER CHILD ENROLLED

