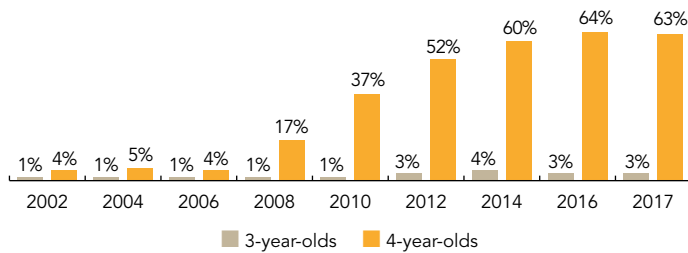
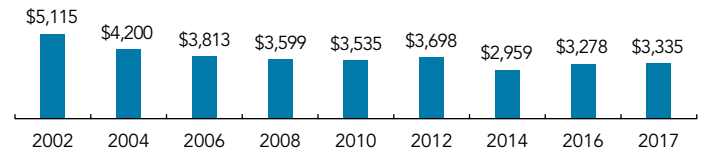


# Iowa

PERCENT OF STATE POPULATION ENROLLED



STATE SPENDING PER CHILD ENROLLED  
(2017 DOLLARS)



Iowa has two state-funded pre-K programs: Shared Visions and the Statewide Voluntary Preschool Program (SWVPP). The Shared Visions program has provided services to 3-, 4-, and 5-year-olds since 1989 through competitive grants to public schools, licensed non-profit child care centers, other public non-profit agencies, and Head Start. Shared Visions serves children in part-, school-, or extended-day programs, and all programs are required to meet NAEYC standards. The 2016-2017 school year was the second year of a five-year competitive grant cycle and budget constraints in the fourth quarter resulted in reductions in services.

In 2007, Iowa began the SWVPP to increase 4-year-olds' access to pre-K. All 4-year-olds in the state are eligible to attend SWVPP. Funding for SWVPP is based on a school funding formula in which 4-year-olds are funded at 50% of the K-12 student aid amount. SWVPP operates at least 10 hours per week and programs may collaborate with Head Start, other preschool programs, or child care programs to provide the Statewide Voluntary Preschool Program and/or offer full-day services.

Both SWVPP and Shared Visions have undergone formal evaluations, and additional evaluations are currently underway. Internal evaluations are completed annually for the Statewide Voluntary Preschool Program. Additionally, as part of the state longitudinal data system, all children enrolled in both programs receive a unique state identification number. Beginning in the 2016-2017 school year, the Differentiated Accountability Model was scaled statewide to offer universal, supplemental, or intensive supports as needed.

An important difference between the two state-funded pre-K programs concerns child eligibility. Shared Visions is a targeted program where at least 80% of children are required to meet income eligibility guidelines (family income at or below 130% FPL). Children can also qualify for the program based on other risk factors but may be required to pay a fee based on a sliding scale. Services within this program are provided in 31 locations (through 32 grants), less than seven percent of school districts. In addition, services are provided in 34 other community-based locations, representing 16 organizations (through 35 grants). In contrast, SWVPP is available in 97% of school districts and all children in the state who turn four by September 15 are eligible to attend.

Shared Visions lead teachers are required to have at least a BA degree if they are employed by public schools. Lead teachers employed by nonpublic settings follow NAEYC standards which require at least 75% to have a BA in ECE or a related field. The other teachers are required to have at least an AA degree in ECE or CD. All SWVPP lead teachers must have at least a BA and an Iowa teaching license with an early childhood endorsement.

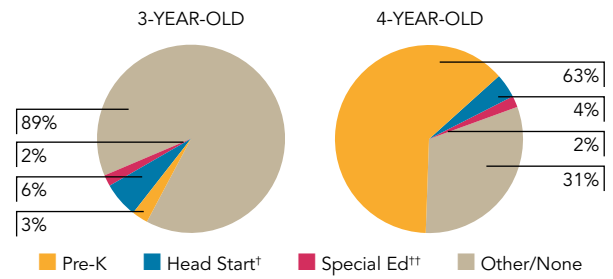
Iowa's overall support for state prekindergarten, including enrollment and funding for both Shared Visions and the Statewide Voluntary Preschool Program, is shown in the first two pages of this state profile. The third page focuses on Shared Visions and the fourth page provides information about SWVPP.

## IOWA STATE OVERVIEW

### ACCESS

Total state pre-K enrollment.....	26,310
Special education enrollment, ages 3 and 4 .....	3,504
Federally funded Head Start enrollment, ages 3 and 4 .....	5,850
State-funded Head Start enrollment, ages 3 and 4.....	0

STATE PRE-K AND HEAD START ENROLLMENT AS PERCENTAGE OF TOTAL POPULATION



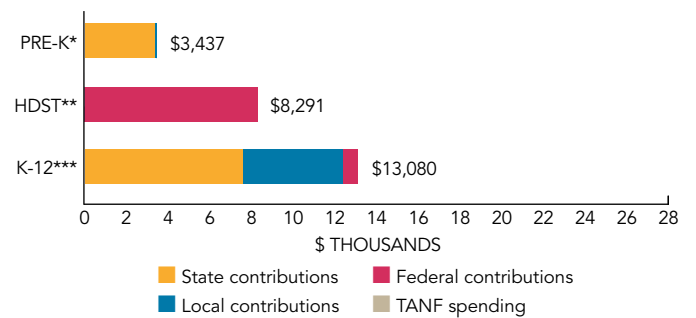
† Estimates children in Head Start not also enrolled in state pre-K.

\*\* Estimates children in special education not also enrolled in state pre-K or Head Start.

### RESOURCES

Total state pre-K spending .....	\$83,791,732
State Head Start spending .....	\$0
State spending per child enrolled .....	\$3,335
All reported spending per child enrolled* .....	\$3,437

SPENDING PER CHILD ENROLLED



\* Pre-K programs may receive additional funds from federal or local sources that are not included in this figure.

\*\* Head Start per-child spending includes funding only for 3- and 4-year-olds.

\*\*\* K-12 expenditures include capital spending as well as current operating expenditures.

ACCESS RANKINGS	
4-YEAR-OLDS	3-YEAR-OLDS
7	20

RESOURCE RANKINGS	
STATE SPENDING	ALL REPORTED SPENDING
36	41

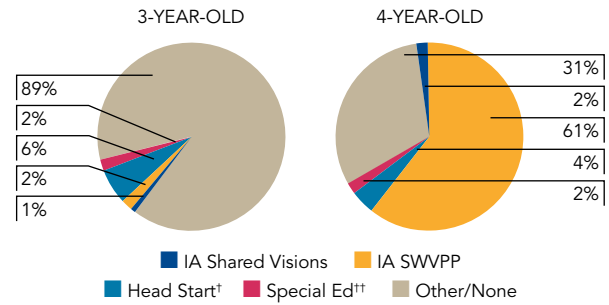
TOTAL BENCHMARKS MET	
CURRENT STANDARDS	NEW STANDARDS
7	7.9

# IOWA SHARED VISIONS

## ACCESS

Total state pre-K enrollment.....	1,349
School districts that offer state program.....	7%
Income requirement.....	130% FPL
Minimum hours of operation.....	Determined locally
Operating schedule.....	Determined locally

STATE PRE-K AND HEAD START ENROLLMENT AS PERCENTAGE OF TOTAL POPULATION



\* Estimates children in Head Start not also enrolled in state pre-K.  
 \*\* Estimates children in special education not also enrolled in state pre-K or Head Start.

## QUALITY STANDARDS CHECKLIST

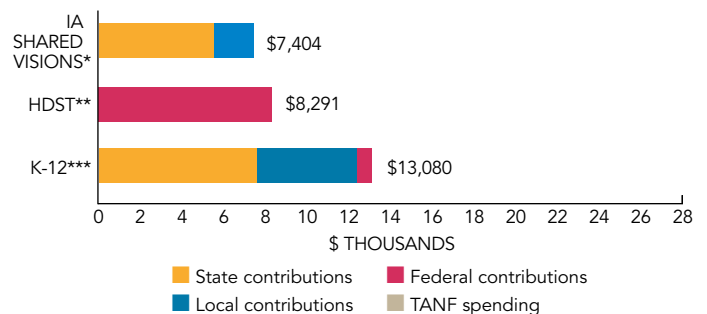
POLICY	IA SHARED VISIONS REQUIREMENT	CURRENT BENCHMARK	MEETS CURRENT BENCHMARK?	NEW BENCHMARK	MEETS NEW BENCHMARK?
Early learning & development standards	Comprehensive, aligned, supported, culturally sensitive	Comprehensive	<input checked="" type="checkbox"/>	Comprehensive, aligned, supported, culturally sensitive	<input checked="" type="checkbox"/>
Curriculum supports	Approval process & supports	New in 2015-2016	—	Approval process & supports	<input checked="" type="checkbox"/>
Teacher degree	BA (public); AA (nonpublic)	BA	<input type="checkbox"/>	BA	<input type="checkbox"/>
Teacher specialized training	ECE, CD, ECE SpEd	Specializing in pre-K	<input checked="" type="checkbox"/>	Specializing in pre-K	<input checked="" type="checkbox"/>
Assistant teacher degree	HSD	CDA or equivalent	<input type="checkbox"/>	CDA or equivalent	<input type="checkbox"/>
Staff professional development	6 credit hours/5 year (public teachers); 6 hours/year (non-public teachers & assistants); PD plans; Coaching (public only)	For teachers: At least 15 hours/year	<input type="checkbox"/>	For teachers & assistants: At least 15 hours/year; individual PD plans; coaching	<input type="checkbox"/>
Maximum class size	18 (3-year-olds); 20 (4-year-olds)	20 or lower	<input checked="" type="checkbox"/>	20 or lower	<input checked="" type="checkbox"/>
Staff-child ratio	1:8 (3- & 4-year-olds)	1:10 or better	<input checked="" type="checkbox"/>	1:10 or better	<input checked="" type="checkbox"/>
Screening & referral	Vision, hearing, health & more; Support services	Vision, hearing, health & at least one support service	<input checked="" type="checkbox"/>	Vision, hearing & health screenings; & referral	<input checked="" type="checkbox"/>
Meals	At least one meal/day	At least one meal/day	<input checked="" type="checkbox"/>	Discontinued	—
Monitoring/Continuous quality improvement system	Site visits; Monitoring data used for program improvement	Site visits	<input checked="" type="checkbox"/>	Structured classroom observation; program improvement plan	<input type="checkbox"/>
			7		
				6	

## RESOURCES

Total state pre-K spending.....	\$7,411,239
Local match required?.....	Yes
State spending per child enrolled.....	\$5,494
All reported spending per child enrolled*.....	\$7,404

\* Pre-K programs may receive additional funds from federal or local sources that are not included in this figure.  
 \*\* Head Start per-child spending includes funding only for 3- and 4-year-olds.  
 \*\*\* K-12 expenditures include capital spending as well as current operating expenditures.

SPENDING PER CHILD ENROLLED

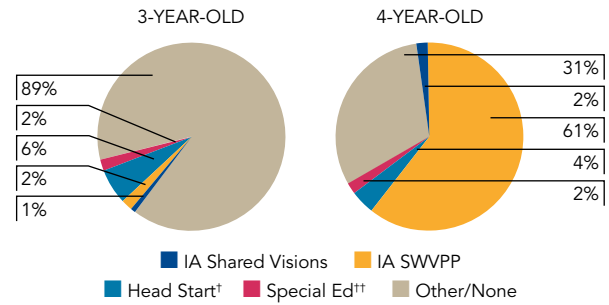


# IOWA STATEWIDE VOLUNTARY PRESCHOOL PROGRAM

## ACCESS

Total state pre-K enrollment ..... 24,961  
 School districts that offer state program ..... 97%  
 Income requirement ..... No income requirement  
 Minimum hours of operation ..... 10 hours/week  
 Operating schedule ..... School or academic year

STATE PRE-K AND HEAD START ENROLLMENT AS PERCENTAGE OF TOTAL POPULATION



\* Estimates children in Head Start not also enrolled in state pre-K.  
 \*\* Estimates children in special education not also enrolled in state pre-K or Head Start.

## QUALITY STANDARDS CHECKLIST

POLICY	IA SWVPP REQUIREMENT	CURRENT BENCHMARK	MEETS CURRENT BENCHMARK?	NEW BENCHMARK	MEETS NEW BENCHMARK?
Early learning & development standards	Comprehensive, aligned, supported, culturally sensitive	Comprehensive	<input checked="" type="checkbox"/>	<b>Comprehensive, aligned, supported, culturally sensitive</b>	<input checked="" type="checkbox"/>
Curriculum supports	Approval process & supports	New in 2015-2016	—	<b>Approval process &amp; supports</b>	<input checked="" type="checkbox"/>
Teacher degree	BA with Iowa Teaching License	BA	<input checked="" type="checkbox"/>	<b>BA</b>	<input checked="" type="checkbox"/>
Teacher specialized training	ECE	Specializing in pre-K	<input checked="" type="checkbox"/>	<b>Specializing in pre-K</b>	<input checked="" type="checkbox"/>
Assistant teacher degree	Depends on overseeing agency	CDA or equivalent	<input type="checkbox"/>	<b>CDA or equivalent</b>	<input type="checkbox"/>
Staff professional development	15 hours/year recommended (teachers only); PD plans; Coaching (public only)	For teachers: At least 15 hours/year	<input type="checkbox"/>	<b>For teachers &amp; assistants: At least 15 hours/year; individual PD plans; coaching</b>	<input type="checkbox"/>
Maximum class size	18 (3-year-olds); 20 (4-year-olds)	20 or lower	<input checked="" type="checkbox"/>	<b>20 or lower</b>	<input checked="" type="checkbox"/>
Staff-child ratio	1:9 (3-year-olds); 1:10 (4-year-olds)	1:10 or better	<input checked="" type="checkbox"/>	<b>1:10 or better</b>	<input checked="" type="checkbox"/>
Screening & referral	Vision, hearing, health & more; Support services	Vision, hearing, health & at least one support service	<input checked="" type="checkbox"/>	<b>Vision, hearing &amp; health screenings; &amp; referral</b>	<input checked="" type="checkbox"/>
Meals	Snack	At least one meal/day	<input type="checkbox"/>	<b>Discontinued</b>	—
Monitoring/Continuous quality improvement system	Structured classroom observations; Data used for program improvement	Site visits	<input checked="" type="checkbox"/>	<b>Structured classroom observation; program improvement plan</b>	<input checked="" type="checkbox"/>
			<b>7</b>		
				<b>8</b>	

## RESOURCES

Total state pre-K spending ..... \$76,380,493  
 Local match required? ..... No  
 State spending per child enrolled ..... \$3,212  
 All reported spending per child enrolled\* ..... \$3,212

\* Pre-K programs may receive additional funds from federal or local sources that are not included in this figure.  
 \*\* Head Start per-child spending includes funding only for 3- and 4-year-olds.  
 \*\*\* K-12 expenditures include capital spending as well as current operating expenditures.

SPENDING PER CHILD ENROLLED

