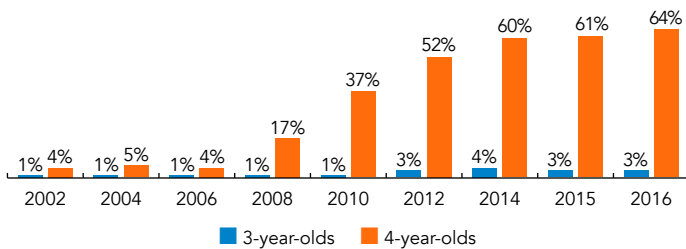
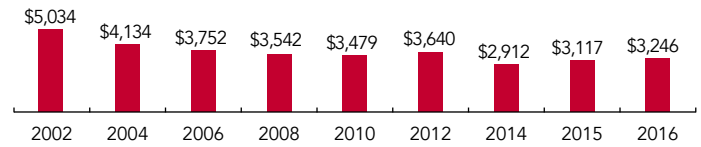


Iowa

PERCENT OF STATE POPULATION ENROLLED



STATE SPENDING PER CHILD ENROLLED
(2016 DOLLARS)



Iowa has two state-funded pre-K programs: Shared Visions and the Statewide Voluntary Preschool Program (SWVPP). The Shared Visions program has provided services to 3-, 4-, and 5-year-olds since 1989 through competitive grants to public schools, licensed non-profit child care centers, other public non-profit agencies, and Head Start. Shared Visions serves children in part-, school-, or extended-day programs, and all programs are required to meet NAEYC standards. The 2015-2016 school year was the first year of a five-year competitive grant cycle and budget constraints resulted in a slight decrease in the number of awards granted and children served.

In 2007, Iowa began the SWVPP to increase 4-year-olds' access to pre-K. All 4-year-olds in the state are eligible to attend SWVPP. Funding for SWVPP is based on a school funding formula in which 4-year-olds are funded at 50% of the K-12 student aid amount. SWVPP operates at least 10 hours per week and programs may collaborate with Head Start, other preschool programs, or child care programs to offer full-day services.

Both SWVPP and Shared Visions have undergone formal evaluations and additional evaluations are currently underway. Additionally, as part of the state longitudinal data system, all children enrolled in both programs receive a unique state identification number.

An important difference between the two state-funded pre-K programs concerns how child eligibility is determined. Shared Visions is a targeted program where at least 80% of children are required to meet income eligibility guidelines (family income at or below 130% FPL). Children can also qualify for the program based on other risk factors but may be required to pay a fee on a sliding scale. Services within this program are provided in 32 locations, which represent less than seven percent of school districts. In addition, services are provided in 35 other community-based locations, representing 16 organizations. In contrast, SWVPP is available in 96% of school districts and all children in the state who turn four by September 15 are eligible to attend the program.

Shared Visions lead teachers are required to have at least a BA degree if they are employed by public schools. Lead teachers employed by nonpublic settings follow NAEYC standards which require at least 75% to have a BA in ECE or a related field. The other teachers are required to have at least an AA degree in ECE or CD. All SWVPP lead teachers must have at least a BA and an Iowa teaching license with an early childhood endorsement.

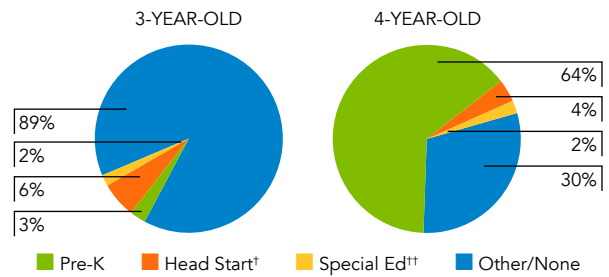
Iowa's overall support for state prekindergarten, including enrollment and funding for both Shared Visions and the Statewide Voluntary Preschool Program are shown in the first two pages of this state profile. The third page focuses on Shared Visions whereas the fourth page provides information about SWVPP.

IOWA STATE OVERVIEW

ACCESS

Total state pre-K enrollment.....	26,133
Special education enrollment, ages 3 and 4	3,377
Federally funded Head Start enrollment, ages 3 and 4	5,850
State-funded Head Start enrollment, ages 3 and 4.....	0

STATE PRE-K AND HEAD START ENROLLMENT AS PERCENTAGE OF TOTAL POPULATION



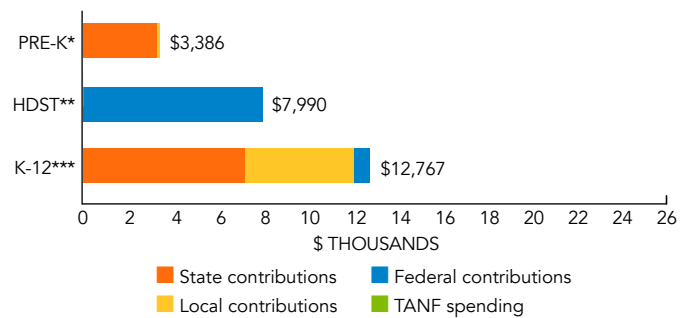
† Estimates children in Head Start not also enrolled in state pre-K.

** Estimates children in special education not also enrolled in state pre-K or Head Start.

RESOURCES

Total state pre-K spending	\$80,982,642
State Head Start spending	\$0
State spending per child enrolled	\$3,246
All reported spending per child enrolled*	\$3,386

SPENDING PER CHILD ENROLLED



* Pre-K programs may receive additional funds from federal or local sources that are not included in this figure.

** Head Start per-child spending includes funding only for 3- and 4-year-olds.

*** K-12 expenditures include capital spending as well as current operating expenditures.

ACCESS RANKINGS	
4-YEAR-OLDS	3-YEAR-OLDS
7	19

RESOURCE RANKINGS	
STATE SPENDING	ALL REPORTED SPENDING
36	40

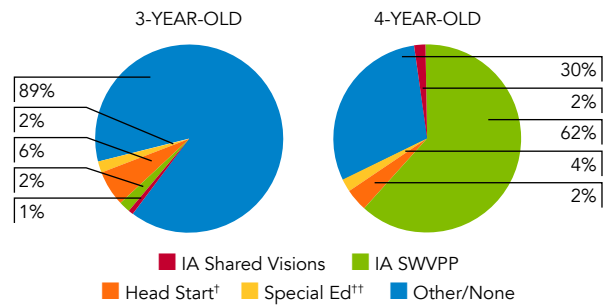
TOTAL BENCHMARKS MET	
CURRENT STANDARDS	NEW STANDARDS
6.9	6.9

IOWA SHARED VISIONS

ACCESS

Total state pre-K enrollment.....	1,399
School districts that offer state program	7%
Income requirement	130% FPL
Minimum hours of operation.....	Determined locally
Operating schedule.....	Determined locally
Special education enrollment, ages 3 and 4	3,377
Federally funded Head Start enrollment, ages 3 and 4	5,850

STATE PRE-K AND HEAD START ENROLLMENT AS PERCENTAGE OF TOTAL POPULATION



† Estimates children in Head Start not also enrolled in state pre-K.
 †† Estimates children in special education not also enrolled in state pre-K or Head Start.

QUALITY STANDARDS CHECKLIST

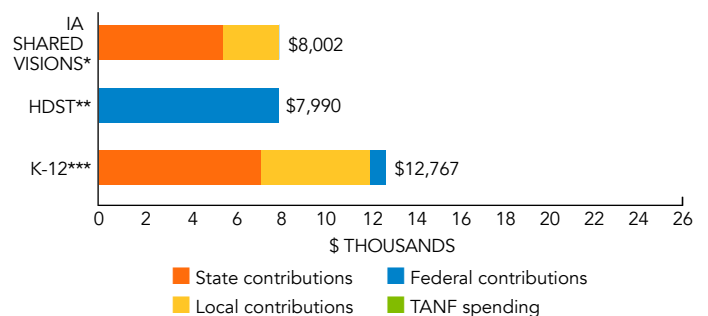
POLICY	IA SHARED VISIONS REQUIREMENT	CURRENT BENCHMARK	MEETS CURRENT BENCHMARK?	NEW BENCHMARK	MEETS NEW BENCHMARK?
Early learning & development standards	Comprehensive, aligned, supported, culturally sensitive	Comprehensive	<input checked="" type="checkbox"/>	Comprehensive, aligned, supported, culturally sensitive	<input checked="" type="checkbox"/>
Curriculum supports	Approval process & supports	New in 2015-2016	—	Approval process & supports	<input checked="" type="checkbox"/>
Teacher degree	BA (public); AA (nonpublic)	BA	<input type="checkbox"/>	BA	<input type="checkbox"/>
Teacher specialized training	ECE, CD, ECE SpEd	Specializing in pre-K	<input checked="" type="checkbox"/>	Specializing in pre-K	<input checked="" type="checkbox"/>
Assistant teacher degree	HSD	CDA or equivalent	<input type="checkbox"/>	CDA or equivalent	<input type="checkbox"/>
Staff professional development	6 credit hours/5 years (public teachers); 6 clock hours/year (nonpublic teachers & assistants); PD plans; coaching (public only) ¹⁸	For teachers: At least 15 hours/year	<input type="checkbox"/>	For teachers & assistants: At least 15 hours/year; individual PD plans; coaching	<input type="checkbox"/>
Maximum class size	18 (3-year-olds); 20 (4-year-olds)	20 or lower	<input checked="" type="checkbox"/>	20 or lower	<input checked="" type="checkbox"/>
Staff-child ratio	1:8 (3- & 4-year-olds)	1:10 or better	<input checked="" type="checkbox"/>	1:10 or better	<input checked="" type="checkbox"/>
Screening & referral	Vision, hearing, health & more; Support services	Vision, hearing, health & at least one support service	<input checked="" type="checkbox"/>	Vision, hearing & health screenings; & referral	<input checked="" type="checkbox"/>
Meals	At least one meal/day ¹¹	At least one meal/day	<input checked="" type="checkbox"/>	Discontinued	—
Monitoring/Continuous quality improvement system	Other monitoring	Site visits	<input type="checkbox"/>	Structured classroom observation; program improvement plan	<input type="checkbox"/>
			6		
				6	

RESOURCES

Total state pre-K spending	\$7,699,988
Local match required?	Yes
State spending per child enrolled	\$5,504
All reported spending per child enrolled*	\$8,002

* Pre-K programs may receive additional funds from federal or local sources that are not included in this figure.
 ** Head Start per-child spending includes funding only for 3- and 4-year-olds.
 *** K-12 expenditures include capital spending as well as current operating expenditures.

SPENDING PER CHILD ENROLLED

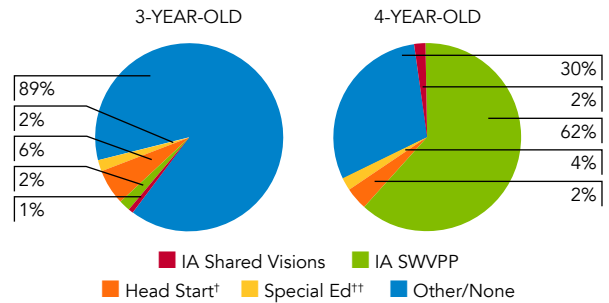


IOWA STATEWIDE VOLUNTARY PRESCHOOL PROGRAM

ACCESS

Total state pre-K enrollment.....	24,734
School districts that offer state program	96%
Income requirement	No income requirement
Minimum hours of operation.....	10 hours/week
Operating schedule.....	School or academic year
Special education enrollment, ages 3 and 4	3,377
Federally funded Head Start enrollment, ages 3 and 4	5,850

STATE PRE-K AND HEAD START ENROLLMENT AS PERCENTAGE OF TOTAL POPULATION



† Estimates children in Head Start not also enrolled in state pre-K.

†† Estimates children in special education not also enrolled in state pre-K or Head Start.

QUALITY STANDARDS CHECKLIST

POLICY	IA SWVPP REQUIREMENT	CURRENT BENCHMARK	MEETS CURRENT BENCHMARK?	NEW BENCHMARK	MEETS NEW BENCHMARK?	
Early learning & development standards	Comprehensive, aligned, supported, culturally sensitive	Comprehensive	<input checked="" type="checkbox"/>	Comprehensive, aligned, supported, culturally sensitive	<input checked="" type="checkbox"/>	
Curriculum supports	Approval process & supports	New in 2015-2016	—	Approval process & supports	<input checked="" type="checkbox"/>	
Teacher degree	BA with Iowa Teaching License	BA	<input checked="" type="checkbox"/>	BA	<input checked="" type="checkbox"/>	
Teacher specialized training	ECE	Specializing in pre-K	<input checked="" type="checkbox"/>	Specializing in pre-K	<input checked="" type="checkbox"/>	
Assistant teacher degree	Depends on overseeing agency ¹⁸	CDA or equivalent	<input type="checkbox"/>	CDA or equivalent	<input type="checkbox"/>	
Staff professional development	15 hours/year recommended (teachers only); PD plans; coaching (public only) ²¹	For teachers: At least 15 hours/year	<input type="checkbox"/>	For teachers & assistants: At least 15 hours/year; individual PD plans; coaching	<input type="checkbox"/>	
Maximum class size	18 (3-year-olds); 20 (4-year-olds)	20 or lower	<input checked="" type="checkbox"/>	20 or lower	<input checked="" type="checkbox"/>	
Staff-child ratio	1:9 (3-year-olds); 1:10 (4-year-olds)	1:10 or better	<input checked="" type="checkbox"/>	1:10 or better	<input checked="" type="checkbox"/>	
Screening & referral	Vision, hearing, health & more; Support services	Vision, hearing, health & at least one support service	<input checked="" type="checkbox"/>	Vision, hearing & health screenings; & referral	<input checked="" type="checkbox"/>	
Meals	Snack	At least one meal/day	<input type="checkbox"/>	Discontinued	—	
Monitoring/Continuous quality improvement system	Structured classroom observations in new classrooms only; Improvement plan; site visits	Site visits	<input checked="" type="checkbox"/>	Structured classroom observation; program improvement plan	<input type="checkbox"/>	
			7			
				7		

RESOURCES

Total state pre-K spending	\$73,282,654
Local match required?	No
State spending per child enrolled	\$3,111
All reported spending per child enrolled*	\$3,111

* Pre-K programs may receive additional funds from federal or local sources that are not included in this figure.

** Head Start per-child spending includes funding only for 3- and 4-year-olds.

*** K-12 expenditures include capital spending as well as current operating expenditures.

SPENDING PER CHILD ENROLLED

