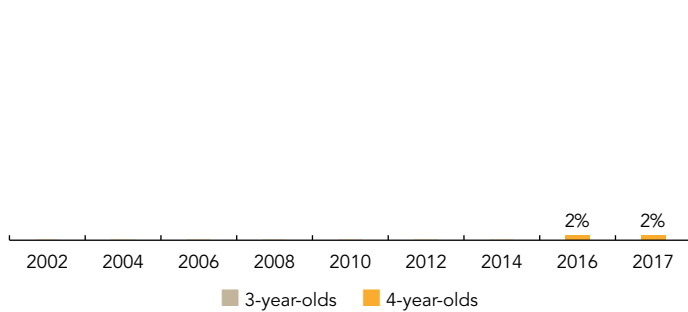
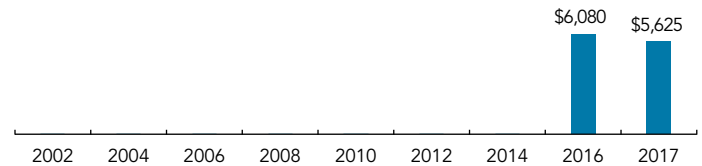


# Indiana

PERCENT OF STATE POPULATION ENROLLED



STATE SPENDING PER CHILD ENROLLED (2017 DOLLARS)



Indiana successfully launched two state-funded preschool pilot programs with the goal of expanding enrollment of low-income 4-year-old children in high-quality early childhood education. The On My Way Pre-K program was signed into law in 2014 to provide grants to eligible low-income 4-year-old children for qualified early education services. The pilot operated across four counties in 2014-2015. The 2015-2016 school year marked the first full year of the On My Way Pre-K program, and in 2016-2017, the program operated in five counties. Current levels of funding have been extended through 2018, and a longitudinal study through third grade of the preschool children enrolled with these grants and a control group will be completed by Purdue University.

During the 2013 legislative session, the Indiana General Assembly enacted the Early Education Matching Grant (EEMG) through 2018. EEMG has now been consolidated with On My Way Pre-K.

In 2017, the Indiana General Assembly passed new legislation to expand access to preschool to an additional 15 counties by the 2018-2019 school year. The new legislation also makes previously approved EEMG sites eligible to accept On My Way Pre-K grants, adding another eight individual sites in additional counties to the 2018-2019 expansion. Under the new legislation, all pre-K providers must be eligible to accept CCDF funding, providing families with a guaranteed 53-week subsidy period and continuity of care for their child if needed before and after kindergarten, if the family remains eligible at reauthorization.

On My Way Pre-K and EEMG both require services to be delivered via public schools, licensed or registered child care providers who have achieved Level 3 or Level 4 in Paths to QUALITY™, and, for On My Way Pre-K, accredited private schools. The programs have encouraged expansion of the number of Level 3 and Level 4 high-quality programs in Indiana, affecting not only the 4-year-old children enrolled with state funding, but also other children enrolled in these programs. Together, On My Way Pre-K and EEMG also have increased the number of high-quality slots in Indiana for low-income children, who now have an opportunity to both attend pre-K and to be better prepared for kindergarten.

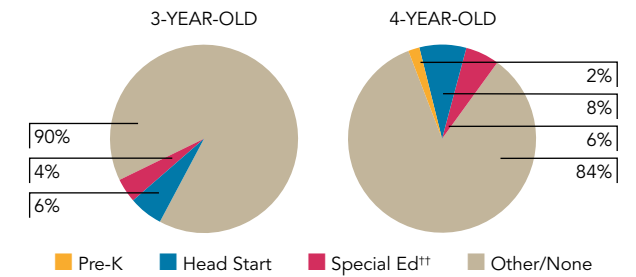
ACCESS RANKINGS		RESOURCE RANKINGS		TOTAL BENCHMARKS MET	
4-YEAR-OLDS	3-YEAR-OLDS	STATE SPENDING	ALL REPORTED SPENDING	CURRENT STANDARDS	NEW STANDARDS
43	None Served	15	23	3	3

## ON MY WAY PRE-K

### ACCESS

Total state pre-K enrollment .....	1,792
School districts that offer state program .....	5% (counties/parishes)
Income requirement .....	127% FPL
Minimum hours of operation .....	4 hours/day
Operating schedule .....	Determined locally
Special education enrollment, ages 3 and 4 .....	10,494
Federally funded Head Start enrollment, ages 3 and 4 .....	11,754
State-funded Head Start enrollment, ages 3 and 4 .....	0

STATE PRE-K AND HEAD START ENROLLMENT AS PERCENTAGE OF TOTAL POPULATION



\*\* Estimates children in special education not also enrolled in state pre-K or Head Start.

### QUALITY STANDARDS CHECKLIST

POLICY	IN PRE-K REQUIREMENT	CURRENT BENCHMARK	MEETS CURRENT BENCHMARK?	NEW BENCHMARK	MEETS NEW BENCHMARK?
Early learning & development standards	Comprehensive, aligned, supported, culturally sensitive	Comprehensive	<input checked="" type="checkbox"/>	Comprehensive, aligned, supported, culturally sensitive	<input checked="" type="checkbox"/>
Curriculum supports	None	New in 2015-2016	—	Approval process & supports	<input type="checkbox"/>
Teacher degree	Based on QRIS requirements	BA	<input type="checkbox"/>	BA	<input type="checkbox"/>
Teacher specialized training	Based on QRIS requirements	Specializing in pre-K	<input type="checkbox"/>	Specializing in pre-K	<input type="checkbox"/>
Assistant teacher degree	Based on QRIS requirements	CDA or equivalent	<input type="checkbox"/>	CDA or equivalent	<input type="checkbox"/>
Staff professional development	20 hours/year; PD plans; Coaching	For teachers: At least 15 hours/year	<input checked="" type="checkbox"/>	For teachers & assistants: At least 15 hours/year; individual PD plans; coaching	<input checked="" type="checkbox"/>
Maximum class size	24 (4-year-olds)	20 or lower	<input type="checkbox"/>	20 or lower	<input type="checkbox"/>
Staff-child ratio	1:12 (4-year-olds)	1:10 or better	<input type="checkbox"/>	1:10 or better	<input type="checkbox"/>
Screening & referral	Immunizations, full physical exam, no vision or hearing; Support services	Vision, hearing, health & at least one support service	<input type="checkbox"/>	Vision, hearing & health screenings; & referral	<input type="checkbox"/>
Meals	Depends on length of program day	At least one meal/day	<input type="checkbox"/>	Discontinued	—
Monitoring/Continuous quality improvement system	Structured classroom observations; Data used for program improvement	Site visits	<input checked="" type="checkbox"/>	Structured classroom observation; program improvement plan	<input checked="" type="checkbox"/>
			<b>3</b>		
				<b>3</b>	

### RESOURCES

Total state pre-K spending .....	\$10,079,418
Local match required? .....	Yes
State Head Start spending .....	\$0
State spending per child enrolled .....	\$5,625
All reported spending per child enrolled* .....	\$6,250

\* Pre-K programs may receive additional funds from federal or local sources that are not included in this figure.

\*\* Head Start per-child spending includes funding only for 3- and 4-year-olds.

\*\*\* K-12 expenditures include capital spending as well as current operating expenditures.

SPENDING PER CHILD ENROLLED

