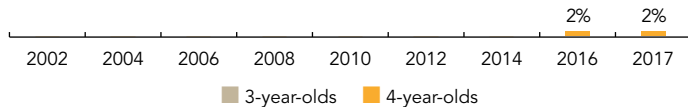
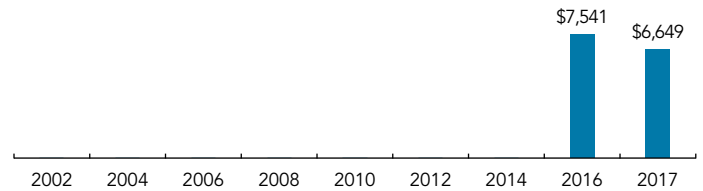


Hawaii

PERCENT OF STATE POPULATION ENROLLED



STATE SPENDING PER CHILD ENROLLED (2017 DOLLARS)



The Executive Office on Early Learning (EOEL) launched Hawaii’s first publicly funded pre-K program in 2014-2015 with an initial \$3 million investment. Hawaii’s Department of Education (DOE) is the only statewide public education system in the country comprising only one school district. In July 2015, the EOEL became attached to the DOE for administrative purposes only; EOEL is not considered a part of the DOE. All Hawaii pre-K classrooms are located within public schools, as mandated by a provision in the Hawaii state constitution barring distribution of public funds to privately run programs.

In the 2016-2017 school year, the EOEL’s Public Pre-Kindergarten Program served 376 students. Classrooms serve 4-year-olds during the year before they are eligible to attend kindergarten, with priority given to those students who are considered to be “at-risk,” including those from low-income families, defined as 250% FPL. New legislation raised the income eligibility level to 300% FPL beginning in the 2017-2018 school year, expanding the pool of children given priority for the Public Pre-Kindergarten program. The program also received funding for five new classrooms beginning in the 2018-2019 school year.

The EOEL Public Pre-Kindergarten Program is funded to operate on the same schedule as DOE public elementary schools. Previously, the DOE was statutorily required to implement a school year that included 990 hours. Beginning in the 2016-2017 school year, the DOE was required to implement a school year that included 1,080 hours.

Teachers in the EOEL Public Pre-Kindergarten Program are part of the Hawaii State Teachers Association and, as such, are granted salary and benefit parity with teachers in the K–12 grades. Reflecting a commitment to quality standards, lead teachers in the Public Pre-Kindergarten Program are required to have a BA with licensure, while assistant teachers are required to have an associate’s degree. The union contract requires all lead teachers to participate in 21 hours of in-service training each year.

Classrooms in the EOEL Public Pre-Kindergarten Program participate in CLASS observations twice a year, and formative child assessments are conducted four times a year using Teaching Strategies GOLD. In addition, all programs undergo fiscal monitoring annually and a review of program records more than once per year.

In 2014, Hawaii was awarded a federal Preschool Development Grant (PDG). The PDG is administered by the Hawaii State Public Charter School Commission who began implementation in Year One with four charter school classrooms in the 2015-2016 school year, serving 78 children. The schools chosen for Year One implementation were intentionally selected, due to limited access to high-quality preschool programs, so that three of the four schools apply a varying degree of Hawaiian culture instruction. One has Hawaiian cultural elements infused into instruction, another is a Hawaiian immersion school with the majority of students enrolling with English as their first language and then learning the Hawaiian language. The third school is a Hawaiian-medium school with culture and language embedded throughout instruction and family engagement activities.

In Year Two of the PDG grant, two additional classes were added for a total of six PDG-implemented classrooms. In Years Three and Four, a total of 18 classrooms will be implemented statewide in public charter schools on four islands, of which nine will have varying degrees of Hawaiian cultural and language learning focus.

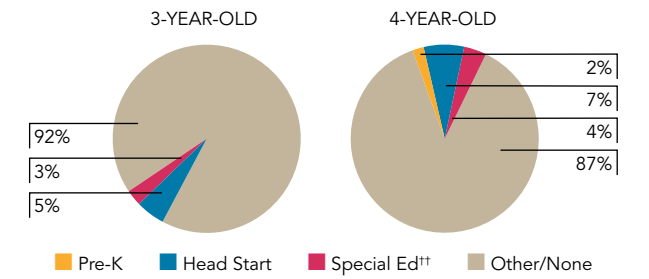
ACCESS RANKINGS		RESOURCE RANKINGS		TOTAL BENCHMARKS MET	
4-YEAR-OLDS	3-YEAR-OLDS	STATE SPENDING	ALL REPORTED SPENDING	CURRENT STANDARDS	NEW STANDARDS
44	None Served	9	19	8	7

HAWAII'S EXECUTIVE OFFICE ON EARLY LEARNING PUBLIC PREKINDERGARTEN PROGRAM

ACCESS

Total state pre-K enrollment.....	376
School districts that offer state program.....	100%
Income requirement.....	250% FPL
Minimum hours of operation.....	30.5 hours/week; 5 days/week
Operating schedule.....	School or academic year
Special education enrollment, ages 3 and 4.....	1,579
Federally funded Head Start enrollment, ages 3 and 4.....	2,341
State-funded Head Start enrollment, ages 3 and 4.....	0

STATE PRE-K AND HEAD START ENROLLMENT AS PERCENTAGE OF TOTAL POPULATION



** Estimates children in special education not also enrolled in state pre-K or Head Start.

QUALITY STANDARDS CHECKLIST

POLICY	HI PRE-K REQUIREMENT	CURRENT BENCHMARK	MEETS CURRENT BENCHMARK?	NEW BENCHMARK	MEETS NEW BENCHMARK?
Early learning & development standards	Comprehensive, aligned, supported, culturally sensitive	Comprehensive	<input checked="" type="checkbox"/>	Comprehensive, aligned, supported, culturally sensitive	<input checked="" type="checkbox"/>
Curriculum supports	Approval process & supports	New in 2015-2016	—	Approval process & supports	<input checked="" type="checkbox"/>
Teacher degree	BA	BA	<input checked="" type="checkbox"/>	BA	<input checked="" type="checkbox"/>
Teacher specialized training	Elementary education	Specializing in pre-K	<input type="checkbox"/>	Specializing in pre-K	<input type="checkbox"/>
Assistant teacher degree	AA	CDA or equivalent	<input type="checkbox"/>	CDA or equivalent	<input type="checkbox"/>
Staff professional development	21 hours/year (teachers only); PD plans; Coaching	For teachers: At least 15 hours/year	<input checked="" type="checkbox"/>	For teachers & assistants: At least 15 hours/year; individual PD plans; coaching	<input type="checkbox"/>
Maximum class size	20 (4-year-olds)	20 or lower	<input checked="" type="checkbox"/>	20 or lower	<input checked="" type="checkbox"/>
Staff-child ratio	1:10 (4-year-olds)	1:10 or better	<input checked="" type="checkbox"/>	1:10 or better	<input checked="" type="checkbox"/>
Screening & referral	Full physical exam (includes vision & hearing); Support services	Vision, hearing, health & at least one support service	<input checked="" type="checkbox"/>	Vision, hearing & health screenings; & referral	<input checked="" type="checkbox"/>
Meals	Lunch	At least one meal/day	<input checked="" type="checkbox"/>	Discontinued	—
Monitoring/Continuous quality improvement system	Structured classroom observations; Data used for program improvement	Site visits	<input checked="" type="checkbox"/>	Structured classroom observation; program improvement plan	<input checked="" type="checkbox"/>
			8		
					7

RESOURCES

Total state pre-K spending.....	\$2,500,000
Local match required?.....	No
State Head Start spending.....	\$0
State spending per child enrolled.....	\$6,649
All reported spending per child enrolled*.....	\$6,649

* Pre-K programs may receive additional funds from federal or local sources that are not included in this figure.

** Head Start per-child spending includes funding only for 3- and 4-year-olds.

*** K-12 expenditures include capital spending as well as current operating expenditures.

SPENDING PER CHILD ENROLLED

