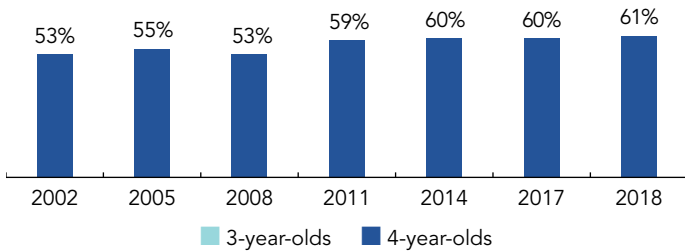
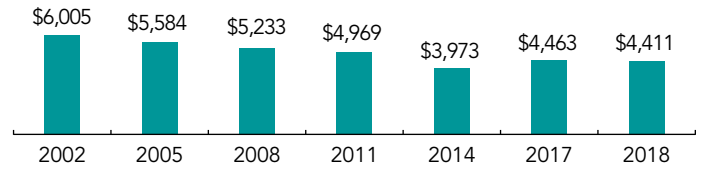


Georgia

PERCENT OF STATE POPULATION ENROLLED



STATE SPENDING PER CHILD ENROLLED (2018 DOLLARS)



OVERVIEW

Georgia preschool enrolled 80,536 children in 2017-2018, a decrease of 338 children from the prior year. State funding totaled \$355,281,106, down \$5,665,217 (2%), adjusted for inflation, since last year. State spending per child equaled \$4,411 in 2017-2018, down \$52 from 2016-2017, adjusted for inflation. Georgia met 8 of 10 quality standards benchmarks.

WHAT'S NEW

All lead and assistant teachers in Georgia's Pre-K Program received a 2% salary increase for the 2017-2018 school year. This increase occurred after a prior 2% salary increase for both lead and assistant teachers in 2016-2017 when a new salary scale for lead teachers was also implemented in order to support salary parity between pre-K and K-12 teachers.

Georgia's Department of Early Care and Learning (DECAL) was awarded a Preschool Development Grant Birth through Five award in 2018 for \$2.96 million. The grant will focus on conducting a statewide needs assessment and strategic plan to support increased quality and access of early learning services in the state.

BACKGROUND

Georgia's Pre-K Program launched in 1992 as a small pilot program and expanded in 1995 to become the nation's first state-funded universal preschool program for 4-year-olds. State lottery revenues generate funding for the program, which is provided in a variety of settings including public schools, private child-care centers, faith-based organizations, Head Start agencies, state colleges and universities, and military facilities. The program also received funding to serve 3,236 children in Summer Transition programs during the 2017-2018 school year.

An evaluation of the program, launched in 2011 by the Georgia General Assembly, is underway. Researchers from the Frank Porter Graham Child Development Institute at the University of North Carolina at Chapel Hill have released data on the first two phases of the study following children who attended Georgia's Preschool Program through kindergarten and first grade, finding demonstrated significant gains for children participating in the program across all domains of learning. Researchers are continuing to follow the representative sample of children through fifth grade. In addition, the DECAL has commissioned studies related to professional development for teachers and the summer transition program.

Budgetary constraints during the 2011-2012 school year prompted the state to adopt a higher student-teacher ratio of 11:1, with maximum class size growing to 22 students, still in effect.

ACCESS RANKINGS	
4-YEAR-OLDS	3-YEAR-OLDS
8	None Served

RESOURCE RANKINGS	
STATE SPENDING	ALL REPORTED SPENDING
27	35

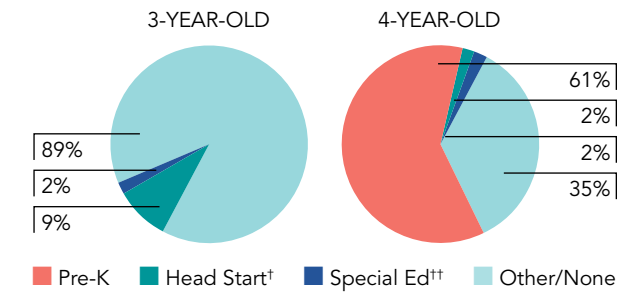
TOTAL BENCHMARKS MET
8

GEORGIA'S PRE-K PROGRAM

ACCESS

Total state pre-K enrollment	80,536
School districts that offer state program	100% (counties)
Income requirement	No income requirement
Minimum hours of operation	6.5 hours/day; 5 days/week
Operating schedule	School or academic year
Special education enrollment, ages 3 and 4	9,983
Federally funded Head Start enrollment, ages 3 and 4	20,127
State-funded Head Start enrollment, ages 3 and 4	0

PERCENT OF POPULATION ENROLLED IN PUBLIC ECE



† Estimates children in Head Start not also enrolled in state pre-K.
 †† Estimates children in special education not also enrolled in state pre-K or Head Start.

QUALITY STANDARDS CHECKLIST

POLICY	GA PRE-K REQUIREMENT	BENCHMARK	REQUIREMENT MEETS BENCHMARK?
Early learning & development standards	Comprehensive, aligned, supported, culturally sensitive	Comprehensive, aligned, supported, culturally sensitive	<input checked="" type="checkbox"/>
Curriculum supports	Approval process & supports	Approval process & supports	<input checked="" type="checkbox"/>
Teacher degree	BA	BA	<input checked="" type="checkbox"/>
Teacher specialized training	ECE, CD, ECE SpEd	Specializing in pre-K	<input checked="" type="checkbox"/>
Assistant teacher degree	CDA	CDA or equivalent	<input checked="" type="checkbox"/>
Staff professional development	15 hours/school year; PD plans; Coaching	For teachers & assistants: At least 15 hours/year; individual PD plans; coaching	<input checked="" type="checkbox"/>
Maximum class size	22 (4-year-olds)	20 or lower	<input type="checkbox"/>
Staff-child ratio	1:11 (4-year-olds)	1:10 or better	<input type="checkbox"/>
Screening & referral	Vision, hearing, health & more	Vision, hearing & health screenings; & referral	<input checked="" type="checkbox"/>
Continuous quality improvement system	Structured classroom observations; Data used for program improvement	Structured classroom observations; data used for program improvement	<input checked="" type="checkbox"/>

For more information about the benchmarks, see the Executive Summary and Roadmap to State Profile Pages.



RESOURCES

Total state pre-K spending	\$355,281,106
Local match required?	No
State Head Start spending	\$0
State spending per child enrolled	\$4,411
All reported spending per child enrolled*	\$4,411

* Pre-K programs may receive additional funds from federal or local sources that are not included in this figure.
 ** Head Start per-child spending includes funding only for 3- and 4-year-olds.
 *** K-12 expenditures include capital spending as well as current operating expenditures.

SPENDING PER CHILD ENROLLED

