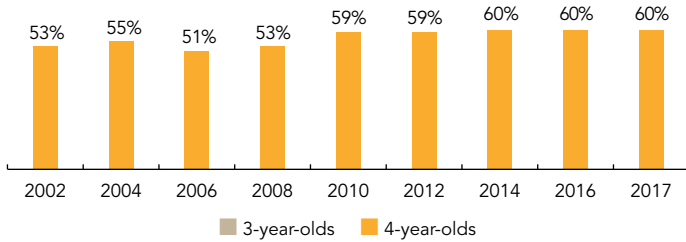
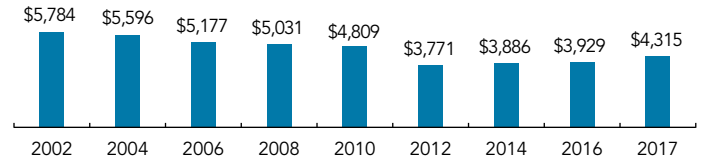


Georgia

PERCENT OF STATE POPULATION ENROLLED



STATE SPENDING PER CHILD ENROLLED (2017 DOLLARS)



Georgia's Preschool Program started in 1992 as a small pilot program and expanded in 1995 to become the nation's first state-funded universal preschool program for 4-year-olds. State lottery revenues generate funding for the program in a variety of settings such as public schools, private child-care centers, faith-based organizations, Head Start agencies, state colleges and universities, and military facilities.

Total state spending for the 2016-2017 school year was almost \$349 million, an increase of approximately \$34 million over the 2015-2016 school year. This increase in funding supported retention of lead and assistant teachers, including salary increases. A new salary scale was also developed for preschool lead teachers based on years of experience to continue supporting salary parity between preschool teachers and K-12 teachers. The 2016-2017 budget includes a funding allocation for a two percent increase in salary for both lead and assistant teachers, as well as a one-time payment to Georgia's preschool providers for investment in new curriculum, classroom technology and refurbishment, and professional development opportunities. The program also received funding to serve 2,320 children in Summer Transition programs during the 2016-2017 school year.

In 2011, the Georgia General Assembly funded a multi-year evaluation of the program. The evaluation is being conducted by researchers from Frank Porter Graham Child Development Institute at the University of North Carolina at Chapel Hill. Data on the first two phases of the study have been released and demonstrate significant gains for children participating in the program across all domains of learning. Currently, the researchers are following a representative sample of children who attended Georgia's Preschool Program through third grade. Results from the preschool, kindergarten, and first grade years have been released. In addition to these evaluations, DECAL also has commissioned studies related to professional development for Georgia's Preschool Program teachers and summer transition program.

Budgetary constraints in the preschool program during the 2011-2012 school year resulted in several changes. The program was cut by 20 days, though this reduction was eliminated by the 2013-2014 year, returning the program to its 180-day schedule. Other changes, still in place, included a teacher-student ratio of 1:11 being allowed, and the maximum class size became 22 students.

ACCESS RANKINGS	
4-YEAR-OLDS	3-YEAR-OLDS
8	None Served

RESOURCE RANKINGS	
STATE SPENDING	ALL REPORTED SPENDING
25	34


TOTAL BENCHMARKS MET	
CURRENT STANDARDS	NEW STANDARDS
8	8

GEORGIA'S PRE-K PROGRAM

ACCESS

Total state pre-K enrollment	80,874
School districts that offer state program	100%
Income requirement	No income requirement
Minimum hours of operation	6.5 hours/day; 5 days/week
Operating schedule	School or academic year
Special education enrollment, ages 3 and 4	9,656
Federally funded Head Start enrollment, ages 3 and 4	20,221
State-funded Head Start enrollment, ages 3 and 4	0

STATE PRE-K AND HEAD START ENROLLMENT AS PERCENTAGE OF TOTAL POPULATION



† Estimates children in Head Start not also enrolled in state pre-K.
 ** Estimates children in special education not also enrolled in state pre-K or Head Start.

QUALITY STANDARDS CHECKLIST

POLICY	GA PRE-K REQUIREMENT	CURRENT BENCHMARK	MEETS CURRENT BENCHMARK?	NEW BENCHMARK	MEETS NEW BENCHMARK?
Early learning & development standards	Comprehensive, aligned, supported, culturally sensitive	Comprehensive	<input checked="" type="checkbox"/>	Comprehensive, aligned, supported, culturally sensitive	<input checked="" type="checkbox"/>
Curriculum supports	Approval process & supports	New in 2015-2016	—	Approval process & supports	<input checked="" type="checkbox"/>
Teacher degree	BA	BA	<input checked="" type="checkbox"/>	BA	<input checked="" type="checkbox"/>
Teacher specialized training	ECE, CD, ECE SpEd	Specializing in pre-K	<input checked="" type="checkbox"/>	Specializing in pre-K	<input checked="" type="checkbox"/>
Assistant teacher degree	CDA	CDA or equivalent	<input checked="" type="checkbox"/>	CDA or equivalent	<input checked="" type="checkbox"/>
Staff professional development	15 hours/school year; PD plans; Coaching	For teachers: At least 15 hours/year	<input checked="" type="checkbox"/>	For teachers & assistants: At least 15 hours/year; individual PD plans; coaching	<input checked="" type="checkbox"/>
Maximum class size	22 (4-year-olds)	20 or lower	<input type="checkbox"/>	20 or lower	<input type="checkbox"/>
Staff-child ratio	1:11 (4-year-olds)	1:10 or better	<input type="checkbox"/>	1:10 or better	<input type="checkbox"/>
Screening & referral	Vision, hearing, health & more; Support services	Vision, hearing, health & at least one support service	<input checked="" type="checkbox"/>	Vision, hearing & health screenings; & referral	<input checked="" type="checkbox"/>
Meals	Lunch	At least one meal/day	<input checked="" type="checkbox"/>	Discontinued	—
Monitoring/Continuous quality improvement system	Structured classroom observations; Data used for program improvement	Site visits	<input checked="" type="checkbox"/>	Structured classroom observation; program improvement plan	<input checked="" type="checkbox"/>
			<input checked="" type="checkbox"/>		

RESOURCES

Total state pre-K spending	\$348,959,814
Local match required?	No
State Head Start spending	\$0
State spending per child enrolled	\$4,315
All reported spending per child enrolled*	\$4,315

* Pre-K programs may receive additional funds from federal or local sources that are not included in this figure.
 ** Head Start per-child spending includes funding only for 3- and 4-year-olds.
 *** K-12 expenditures include capital spending as well as current operating expenditures.

SPENDING PER CHILD ENROLLED

