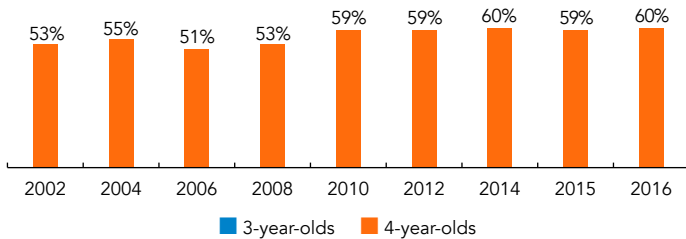
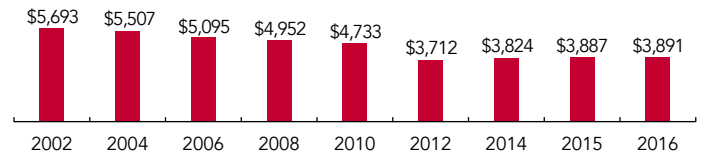


Georgia

PERCENT OF STATE POPULATION ENROLLED



STATE SPENDING PER CHILD ENROLLED (2016 DOLLARS)



Georgia's Preschool Program started in 1992 as a small pilot program and expanded in 1995 to become the nation's first state-funded universal preschool program for 4-year-olds. State lottery revenues generate funding for the program in a variety of settings such as public schools, private child-care centers, faith-based organizations, Head Start agencies, state colleges and universities, and military facilities.

Total spending for the 2015-2016 school year was \$317 million, an increase of \$5.8 million over the 2014-2015 school year. The program received funding to operate 60 additional Summer Transition programs during the 2015-2016 school year. In 2014-2015, the budget included a one percent increase in salary for both lead and assistant teachers, as well as a one-time payment to Georgia's preschool providers for investment in new curriculum, classroom technology and refurbishment, and professional development opportunities. The review was conducted to update the list of approved comprehensive curricula to be used in Georgia's preschool classrooms. The preschool budget for the 2016-2017 school year includes an additional approximately \$36.4 million. This increase was appropriated in the state budget for lead and assistant teacher salaries. A new salary scale was also developed for preschool lead teachers based on years of experience to continue to support salary parity between preschool teachers and K-12 teachers.

In 2011, the Georgia General Assembly funded a multi-year evaluation of the program. The evaluation is being conducted by researchers from Frank Porter Graham Child Development Institute at the University of North Carolina at Chapel Hill. Data on the first two phases of the study have been released and demonstrate significant gains for children participating in the program across all domains of learning. Currently, the researchers are following a representative sample of children who attended Georgia's Preschool Program through third grade. Results from the preschool and kindergarten year have been released. In addition to these evaluations, DECAL also has commissioned studies related to professional development for Georgia's Preschool Program teachers and summer transition.

Budgetary constraints in the preschool program during the 2011-2012 school year resulted in several changes. The program was cut by 20 days, though this was eliminated by the 2013-2014 year, returning the program to its 180-day schedule. Other changes included a teacher-student ratio of 1:11 being allowed, and the maximum class size became 22 students.

ACCESS RANKINGS	
4-YEAR-OLDS	3-YEAR-OLDS
8	None Served

RESOURCE RANKINGS	
STATE SPENDING	ALL REPORTED SPENDING
28	37

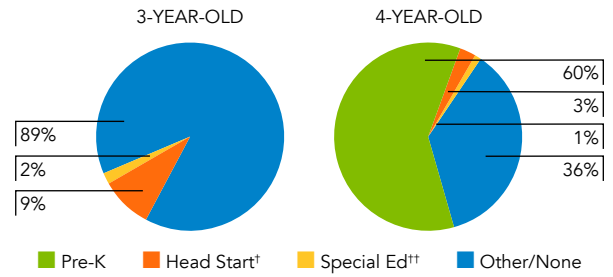
TOTAL BENCHMARKS MET	
CURRENT STANDARDS	NEW STANDARDS
8	6

GEORGIA'S PRE-K PROGRAM

ACCESS

Total state pre-K enrollment.....	80,825
School districts that offer state program.....	100%
Income requirement.....	No income requirement
Minimum hours of operation.....	6.5 hours/day; 5 days/week
Operating schedule.....	School or academic year
Special education enrollment, ages 3 and 4.....	9,515
Federally funded Head Start enrollment, ages 3 and 4.....	20,774
State-funded Head Start enrollment, ages 3 and 4.....	0

STATE PRE-K AND HEAD START ENROLLMENT AS PERCENTAGE OF TOTAL POPULATION



† Estimates children in Head Start not also enrolled in state pre-K.
 ** Estimates children in special education not also enrolled in state pre-K or Head Start.

QUALITY STANDARDS CHECKLIST

POLICY	GA PRE-K REQUIREMENT	CURRENT BENCHMARK	MEETS CURRENT BENCHMARK?	NEW BENCHMARK	MEETS NEW BENCHMARK?
Early learning & development standards	Comprehensive, aligned, supported, culturally sensitive	Comprehensive	<input checked="" type="checkbox"/>	Comprehensive, aligned, supported, culturally sensitive	<input checked="" type="checkbox"/>
Curriculum supports	Approval process & supports	New in 2015-2016	—	Approval process & supports	<input checked="" type="checkbox"/>
Teacher degree	BA	BA	<input checked="" type="checkbox"/>	BA	<input checked="" type="checkbox"/>
Teacher specialized training	ECE, CD, ECE SpEd ¹³	Specializing in pre-K	<input checked="" type="checkbox"/>	Specializing in pre-K	<input checked="" type="checkbox"/>
Assistant teacher degree	CDA	CDA or equivalent	<input checked="" type="checkbox"/>	CDA or equivalent	<input checked="" type="checkbox"/>
Staff professional development	15 hours/school year; PD plans (public teachers only); coaching (some teachers) ¹⁶	For teachers: At least 15 hours/year	<input checked="" type="checkbox"/>	For teachers & assistants: At least 15 hours/year; individual PD plans; coaching	<input type="checkbox"/>
Maximum class size	22 (4-year-olds)	20 or lower	<input type="checkbox"/>	20 or lower	<input type="checkbox"/>
Staff-child ratio	1:11 (4-year-olds)	1:10 or better	<input type="checkbox"/>	1:10 or better	<input type="checkbox"/>
Screening & referral	Vision, hearing, health & more; Support services	Vision, hearing, health & at least one support service	<input checked="" type="checkbox"/>	Vision, hearing & health screenings; & referral	<input checked="" type="checkbox"/>
Meals	Lunch	At least one meal/day	<input checked="" type="checkbox"/>	Discontinued	—
Monitoring/Continuous quality improvement system	Structured classroom observation (less than once/year); Improvement plan	Site visits	<input checked="" type="checkbox"/>	Structured classroom observation; program improvement plan	<input type="checkbox"/>
			8		
				6	

RESOURCES

Total state pre-K spending.....	\$314,460,869
Local match required?.....	No
State Head Start spending.....	\$0
State spending per child enrolled.....	\$3,891
All reported spending per child enrolled*.....	\$3,934

* Pre-K programs may receive additional funds from federal or local sources that are not included in this figure.
 ** Head Start per-child spending includes funding only for 3- and 4-year-olds.
 *** K-12 expenditures include capital spending as well as current operating expenditures.

SPENDING PER CHILD ENROLLED

